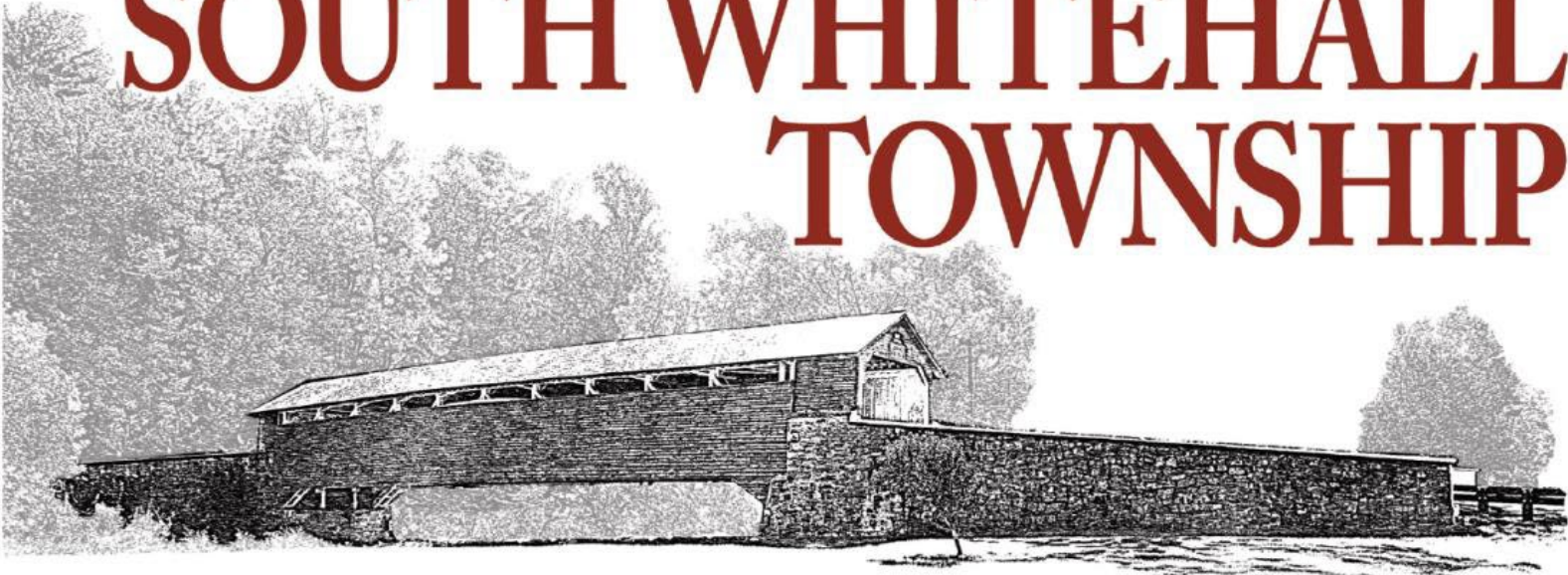


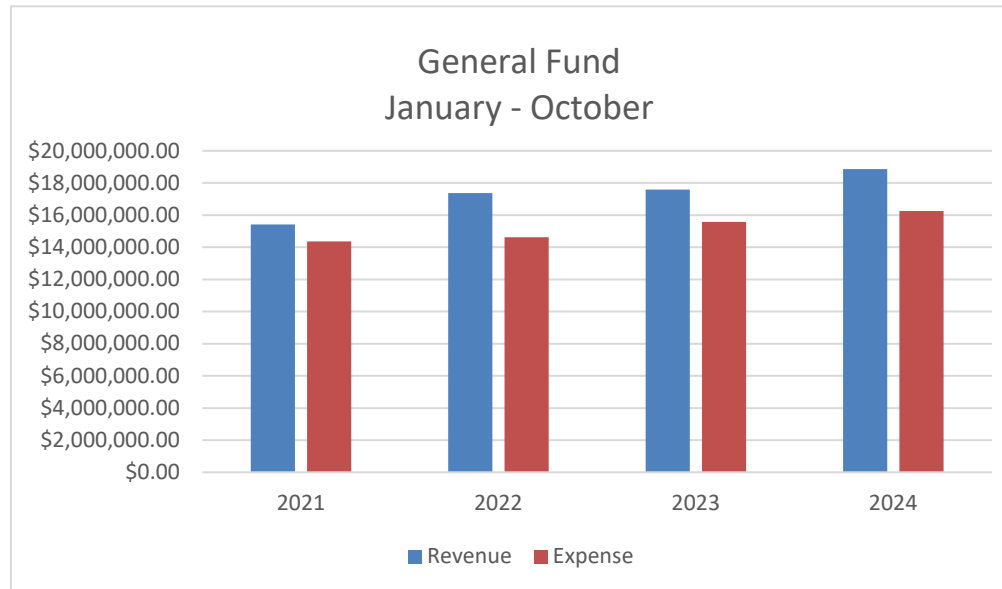
OCTOBER 2024 FINANCIAL REPORTS ANALYSIS

**SOUTH WHITEHALL
TOWNSHIP**



General Fund Revenue vs Expense YTD October 2024

Net	Budget	Actual	% Budget
2024 General Fund Revenue	\$ 19,788,338.00	\$ 18,855,432.25	95.29%
2024 General Fund Expense	<u>\$ 20,086,461.00</u>	<u>\$ 16,250,118.20</u>	80.90%
*Includes interfund transfers	\$ (298,123.00)	\$ 2,605,314.05	



** Please note that the 2024 Expense Budget number includes the 2023 rollover amounts.

General Fund Revenues
YTD October 2024

<u>Category</u>	<u>YTD</u> <u>Through 10-31-2022</u>	<u>YTD</u> <u>Through 10-31-2023</u>	<u>YTD</u> <u>Through 10-31-2024</u>	<u>2024</u> <u>Budget</u>	<u>Variance to</u> <u>Budget 2024</u>
Real Estate Tax Total	6,982,303.87	6,988,308.52	6,950,360.15	7,159,000.00	208,639.85
Earned Income Tax Total	3,476,285.76	3,646,105.20	3,846,944.34	4,135,000.00	288,055.66
Business Privilege Total	2,641,792.73	3,013,621.27	3,071,941.78	2,957,150.37	-114,791.41
Admission Tax Total	1,777,096.44	1,697,829.54	1,917,889.95	1,700,000.00	-217,889.95
Local Services Tax Total	515,212.72	512,768.91	439,863.67	730,000.00	290,136.33
Real Estate Transfer Total	928,537.43	788,596.07	710,125.63	700,000.00	-10,125.63
SRO Reimbursement Total	0.00	0.00	202,403.98	340,000.00	137,596.02
License / Permit Fees Total	566,026.60	487,863.65	491,760.66	527,980.00	36,219.34
Subdivision Reimbursables Total	0.00	0.00	777,709.79	975,000.00	197,290.21
Cable TV Tax Total	248,035.29	233,187.43	232,449.90	300,000.00	67,550.10
Grants and Gifts Total	223,397.81	167,190.52	227,322.95	392,706.40	165,383.45
Disc Penalties Fines Total	-171,397.64	-169,424.94	-168,612.86	-172,000.00	-3,387.14
Other Income Total	141,223.40	199,747.11	111,926.38	27,501.00	-84,425.38
Interest Income Total	40,994.78	23,056.76	43,345.93	16,000.00	-27,345.93
Interfund Transfers Total	0.00	0.00	0.00	0.00	0.00
Loan Proceeds Total	0.00	0.00	0.00	0.00	0.00
Grand Total	17,369,509.19	17,588,850.04	18,855,432.25	19,788,337.77	932,905.52

Expected Timing of Revenues:

Real Estate Tax: Due May 31st

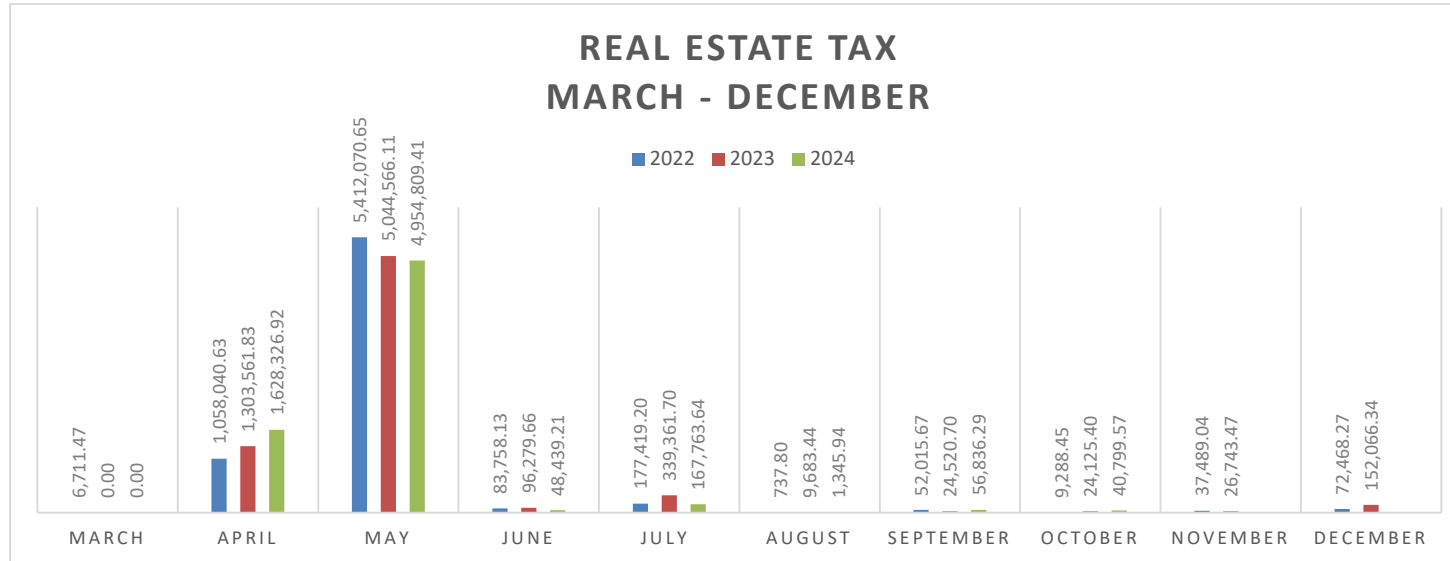
Business Privilege Tax: Due April 30th

Admission Tax: Our largest taxpayer is Open May - October

Local Services Tax: Received monthly

Cable TV Franchise Tax: Received quarterly

**General Fund Revenues Comparison
YTD October 2024**



Real Estate Tax Revenue:

	<u>2022</u>	<u>2023</u>	<u>2024</u>	<u>2024 vs 2023</u>
March	6,711.47	0.00	0.00	0.00
April	1,058,040.63	1,303,561.83	1,628,326.92	324,765.09
May	5,412,070.65	5,044,566.11	4,954,809.41	(89,756.70)
June	83,758.13	96,279.66	48,439.21	(47,840.45)
July	177,419.20	339,361.70	167,763.64	(171,598.06)
August	737.80	9,683.44	1,345.94	(8,337.50)
September	52,015.67	24,520.70	56,836.29	32,315.59
October	9,288.45	24,125.40	40,799.57	16,674.17
November	37,489.04	26,743.47		(26,743.47)
December	72,468.27	152,066.34		(152,066.34)
	<u>\$ 6,909,999.31</u>	<u>\$ 7,020,908.65</u>	<u>\$ 6,898,320.98</u>	<u>\$ (122,587.67)</u>

Real Estate Tax: (0100009/30110) - 2.84975 mills or .00284975 X assessed value. Billed April 1; Due May 31 (2% discount).

We have received \$6,898,320.98 for Year to Date October 31, 2024, 98.5%. The 2024 budgeted amount for this revenue is \$7,000,000.00.

The revenue for the same period last year was \$6,842,098.84 collected as of October 31, 2023. \$135,912.86 was the base amount turned over as delinquent Real Estate and Fire Taxes for 2023. Total 2023 Real Estate Taxes were \$7,020,908.65 against a budget of \$6,900,000.00.

**General Fund Revenues Comparison
YTD October 2024**

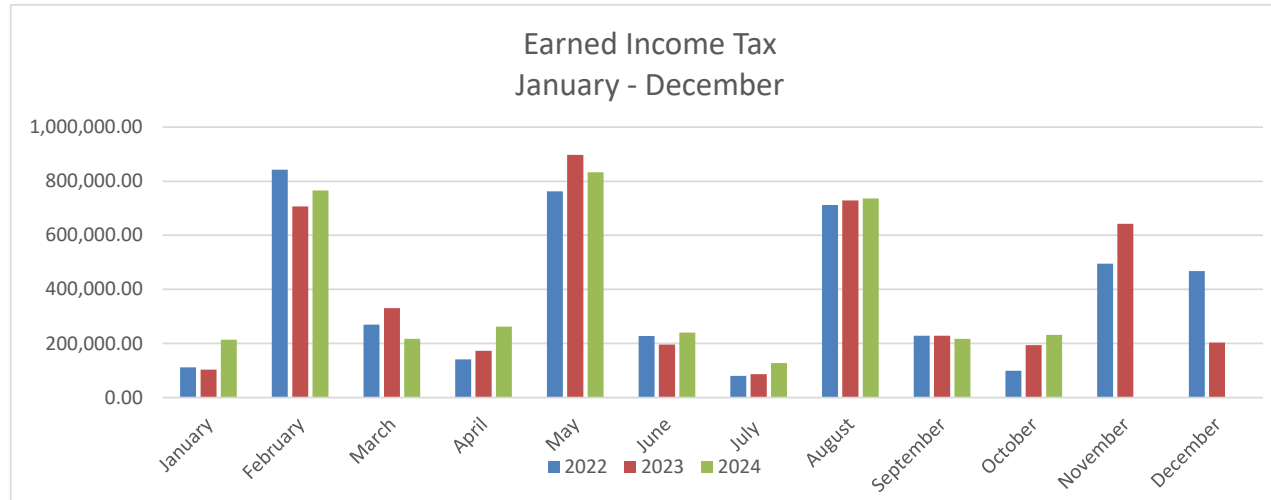


Real Estate Transfer Tax Revenue:

	<u>2022</u>	<u>2023</u>	<u>2024</u>	<u>2024 vs 2023</u>
January	75,190.99	124,747.20	51,532.23	(73,214.97)
February	50,587.49	39,910.40	13,180.55	(26,729.85)
March	89,167.34	44,112.31	35,754.62	(8,357.69)
April	64,064.47	77,327.67	14,384.50	(62,943.17)
May	82,011.13	78,706.80	73,353.95	(5,352.85)
June	113,144.22	53,820.48	201,480.26	147,659.78
July	90,657.73	27,360.00	103,127.88	75,767.88
August	104,050.23	67,747.61	76,737.41	8,989.80
September	77,383.88	66,549.50	77,789.98	11,240.48
October	182,279.95	208,314.10	62,784.25	(145,529.85)
November	70,489.67	71,661.47		(71,661.47)
December	177,656.99	32,916.50		(32,916.50)
	<u>\$ 1,176,684.09</u>	<u>\$ 893,174.04</u>	<u>\$ 710,125.63</u>	<u>\$ (183,048.41)</u>

Real Estate Transfer Tax: (01000009/31010) - .5% on total sale of real estate. Received from Lehigh County monthly. For January - October 2024 a total of \$710,125.63 was received against a budget of \$700,000, 101.4%. The revenue for the same period last year was \$788,596.07 against a budgeted \$875,000, and we ended the year at 102.1%.

**General Fund Revenues Comparison
YTD October 2024**



Earned Income Tax Revenue:

	<u>2022</u>	<u>2023</u>	<u>2024</u>	<u>2024 vs 2023</u>
January	111,655.28	102,997.75	213,902.81	110,905.06
February	842,996.70	707,252.99	765,719.71	58,466.72
March	270,347.78	330,983.16	217,289.37	(113,693.79)
April	141,580.32	172,427.45	262,670.27	90,242.82
May	762,553.74	897,410.08	833,405.89	(64,004.19)
June	228,024.89	196,290.50	240,714.30	44,423.80
July	80,251.11	87,034.30	127,592.19	40,557.89
August	711,584.63	729,104.90	735,972.29	6,867.39
September	228,310.75	228,475.04	217,489.10	(10,985.94)
October	98,980.56	194,129.03	232,188.41	38,059.38
November	494,839.97	642,162.38		(642,162.38)
December	467,963.69	203,402.78		(203,402.78)
Total	\$ 4,439,089.42	\$ 4,491,670.36	\$ 3,846,944.34	\$ (644,726.02)

Earned Income Tax: (01000009/31021) - .5% paid by Township residents on wages earned. Berkheimer collects and pays Township monthly. We received for January - October 2024 a total of \$3,846,944.34 against a budget of \$4,135,000, 93%. The revenue for the same period last year was \$3,646,105.20 against a budget of a \$3,900,000, and we ended the year at 115.2%.

**General Fund Revenues Comparison
YTD October 2024**

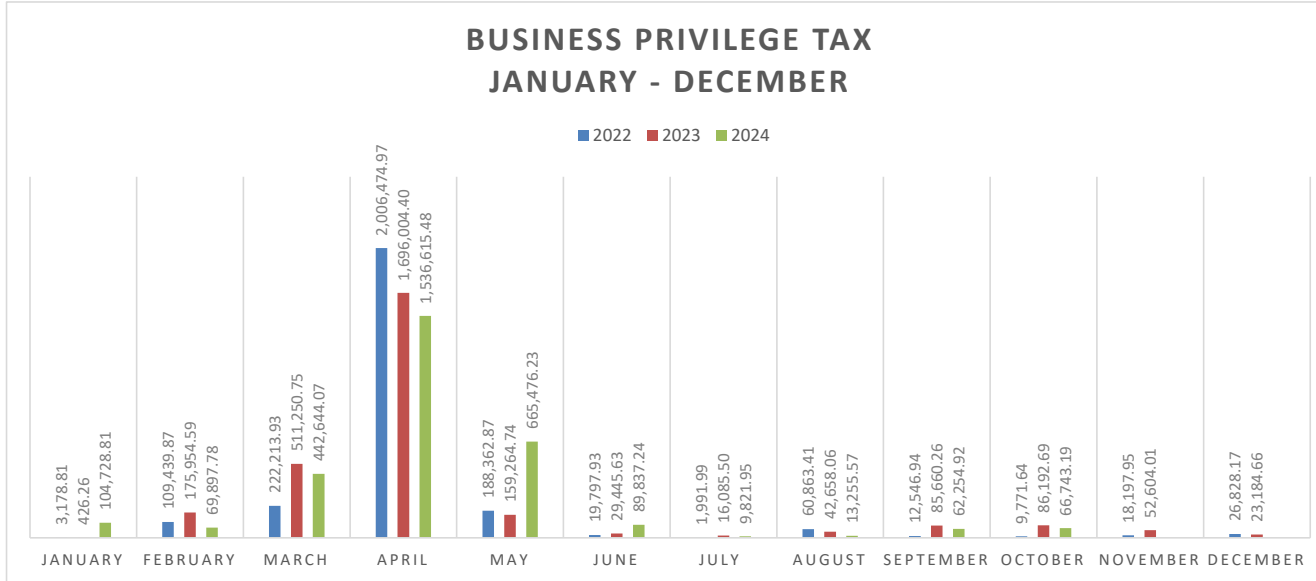


Local Services Tax Revenue:

	<u>2022</u>	<u>2023</u>	<u>2024</u>	<u>2024 vs 2023</u>
January				0.00
February				0.00
March	161,582.03	158,622.47	867.95	(157,754.52)
April			11,858.40	11,858.40
May			136,775.56	136,775.56
June	183,630.69	184,146.44	28,988.41	(155,158.03)
July			42,437.63	42,437.63
August			159,575.90	159,575.90
September	178,226.19	181,280.23	6,105.27	(175,174.96)
October			53,254.55	53,254.55
November				0.00
December	170,524.59	168,336.76		(168,336.76)
	<u>\$ 693,963.50</u>	<u>\$ 692,385.90</u>	<u>\$ 439,863.67</u>	<u>\$ (252,522.23)</u>

Local Services Tax: (01000009/31051) - \$52.00 per person annually employed within the Township. Berkheimer collects and pays Township monthly. We recorded \$439,863.67 for January - October 2024, against a budget of \$730,000, 60.3%. Revenue for the same period last year was \$524,049.14 against a budgeted \$625,000, and we ended the year at 110.9%. In years prior to 2024, Parkland School District collected the LST and distributed it to SWT on a quarterly basis.

**General Fund Revenues Comparison
YTD October 2024**

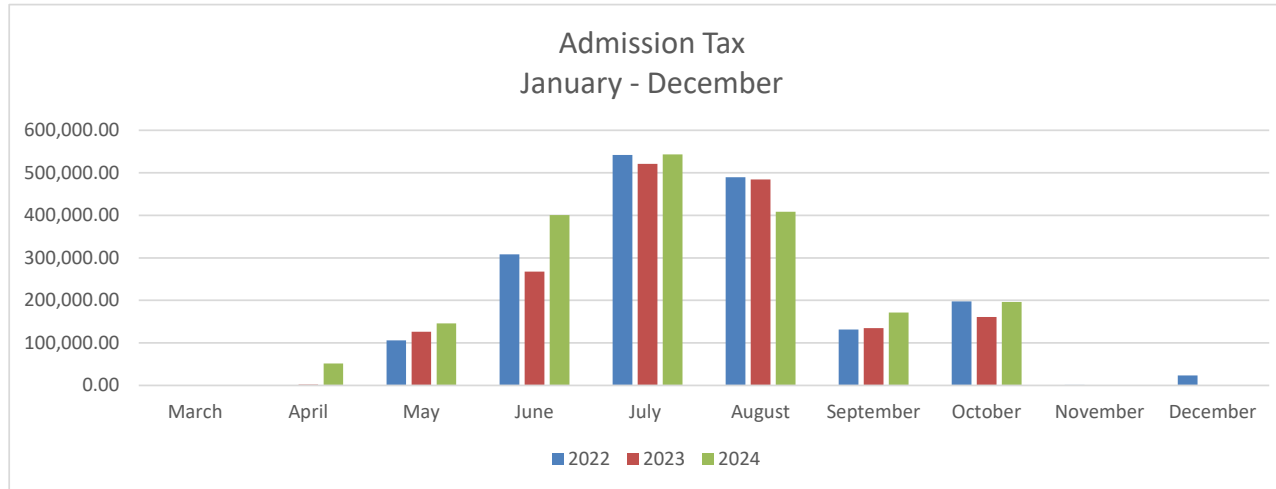


Business Privilege Tax Revenue:

	<u>2022</u>	<u>2023</u>	<u>2024</u>	<u>2024 vs 2023</u>
January	3,178.81	426.26	104,728.81	104,302.55
February	109,439.87	175,954.59	69,897.78	(106,056.81)
March	222,213.93	511,250.75	442,644.07	(68,606.68)
April	2,006,474.97	1,696,004.40	1,536,615.48	(159,388.92)
May	188,362.87	159,264.74	665,476.23	506,211.49
June	19,797.93	29,445.63	89,837.24	60,391.61
July	1,991.99	16,085.50	9,821.95	(6,263.55)
August	60,863.41	42,658.06	13,255.57	(29,402.49)
September	12,546.94	85,660.26	62,254.92	(23,405.34)
October	9,771.64	86,192.69	66,743.19	(19,449.50)
November	18,197.95	52,604.01		(52,604.01)
December	26,828.17	23,184.66		(23,184.66)
	<u>\$ 2,679,668.48</u>	<u>\$ 2,878,731.55</u>	<u>\$ 3,061,275.24</u>	<u>\$ 182,543.69</u>

Business Privilege Tax: (0100009/31036) - .1% (.001) wholesale or .15% (.0015) service/retail of gross receipts. Due April 30. We received for January - October 2024 a total of \$3,061,275.24 against a budgeted \$2,950,000, 103.9%. The revenue for the same period last year was \$2,802,942.88 against a budgeted \$2,700,000, and we ended the year at 107%.

**General Fund Revenues Comparison
YTD October 2024**



Admission Tax Revenue:

	<u>2022</u>	<u>2023</u>	<u>2024</u>	<u>2023 vs 2022</u>
January	0.00	0.00	0.00	0.00
February	0.00	601.98	0.00	(601.98)
March	882.81	0.00	0.00	0.00
April	783.55	1,825.53	51,438.07	49,612.54
May	106,157.08	126,253.56	145,932.33	19,678.77
June	308,522.56	267,439.35	400,643.15	133,203.80
July	541,975.98	521,273.29	543,309.50	22,036.21
August	489,690.18	484,445.35	408,250.06	(76,195.29)
September	131,547.26	135,037.82	171,740.04	36,702.22
October	197,537.02	160,952.66	196,576.80	35,624.14
November	984.47	0.00	0.00	0.00
December	23,644.79	0.00	0.00	0.00
	<u>\$ 1,801,725.70</u>	<u>\$ 1,697,227.56</u>	<u>\$ 1,917,889.95</u>	<u>\$ 171,049.85</u>

Admission Tax: (010009/31061) - 5% of gross receipts. The largest contributor for this tax is only open for the season from May-October (however, they opened early for the 2024 season in April). As of October 31, 2024, we received \$1,917,889.95 against a budget of \$1,700,000, 112.8%. Comparatively last year, we recorded \$1,697,829.54 against a budgeted \$1,650,000, and we ended the year at 102.9%.

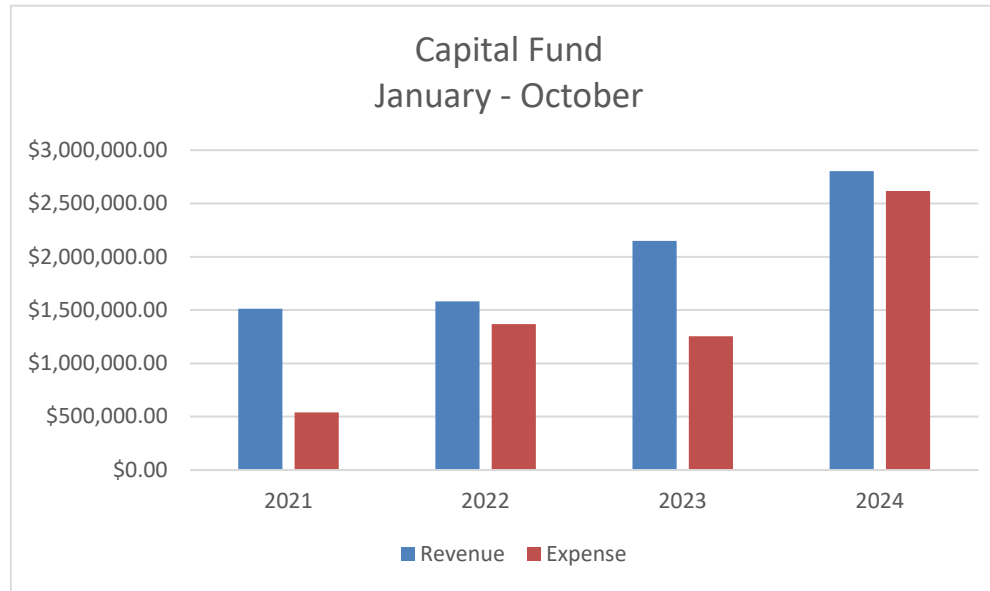
**General Fund Expenses
YTD October 2024**

<u>Category</u>	<u>YTD Through 10-31-2024</u>	<u>2024 Budget</u>	<u>Remaining Budget</u>
Salaries / Benefits Total	10,262,810.64	13,424,217.65	3,161,407.01
Materials / Supplies Total	586,416.29	815,180.54	228,764.25
Services Total	1,373,340.29	2,193,570.18	820,229.89
Engineer Fees/ Services Total	1,054,428.13	1,399,300.00	344,871.87
Solicitor Fees Total	93,867.30	251,500.00	157,632.70
Contributions Total	30,000.00	51,000.00	21,000.00
Computers / Programming Total	0.00	2,000.00	2,000.00
Major Machinery Total	27,718.27	29,560.72	1,842.45
Equipment Rentals Total	4,656.48	15,000.00	10,343.52
Land/Building Improvements Total	0.00	0.00	0.00
General Gov Expense Total	1,734.51	4,850.00	3,115.49
Insurance Total	536,123.79	690,000.00	153,876.21
Professional Development Total	62,105.25	134,200.00	72,094.75
Interfund Transfer Total	2,215,082.00	1,074,082.00	-1,141,000.00
Utilities Total	1,835.25	2,000.00	164.75
Grand Total	16,250,118.20	20,086,461.09	3,836,342.89

**Capital Reserve Fund
YTD October 2024**

Net	Budget	Actual	% Budget
2024 Capital Fund Revenue	\$ 4,888,473.00	\$ 2,804,553.06	57.37%
2024 Capital Fund Expense	\$ 6,246,259.00	\$ 2,617,529.83	41.91%
	<u>\$ (1,357,786.00)</u>	<u>\$ 187,023.23</u>	

* the above revenue includes interfund transfers from other funds.



** Please note that the 2024 Expense Budget number includes the 2023 rollover amounts.

2024 Capital Expense Budget @ October 31, 2024 (Township)

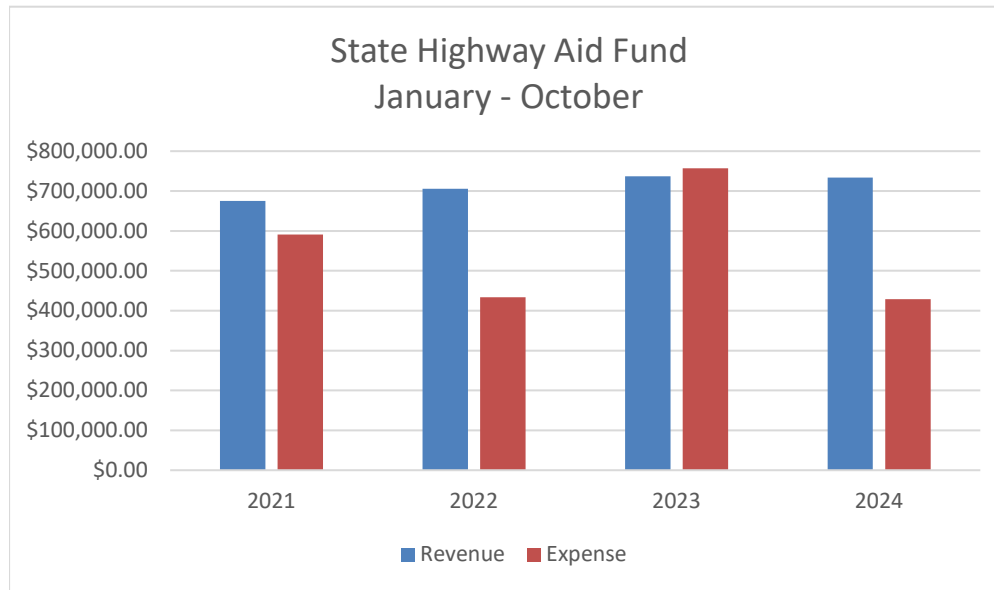
		<u>Final 2024</u>		<u>Encumbered/</u>	<u>Remaining</u>
		<u>Budget</u>	<u>Paid in 2024</u>	<u>Req</u>	<u>Budget</u>
1. Police					
a. Police Vehicles (3 New Vehciles including upfit)	30410003/40720	\$375,000	\$0	\$310,835	\$64,165
b. Police Body Worn & In-Car Camera System Replacement	30410003/40761	\$915,568	\$466,904	\$0	\$448,664
c. Weapons & Ammo	30410003/40797	\$109,055	\$80,849	\$28,176	\$30
d. Police Gate Replacement	30406003/40733	\$40,540	\$0	\$40,540	\$0
e. Women's Locker Room Expansion	30410003/40260	\$8,542	\$7,497	\$1,045	(\$0)
f. Women's Locker Room Expansion	30410003/40801	\$10,000	\$0	\$0	\$10,000
Subtotal		\$1,458,705	\$555,251	\$380,596	\$522,858
2. Public Works					
a. Township Campus Sidewalk	30430003/40434	\$294,125	\$37,511	\$209,828	\$46,787
b. 2024 Paving & Milling	30430003/40610	\$1,026,569	\$664,323	\$0	\$362,246
c. Vehicles - Leaf Suction/Yard Waste Truck	30430003/40720	\$400,000	\$0	\$402,401	(\$2,401)
d. Vehicles - New Wing Mower	30430003/40720	\$91,000	\$51,452	\$0	\$39,548
e. Vehicles - Ford F-350 w/Utility Body/Plow/Lift-Gate	30430003/40720	\$85,000	\$0	\$82,000	\$3,000
f. Vehicles - Chipper	30430003/40720	\$100,000	\$96,438	\$0	\$3,563
g. Gas Heaters for Garage area	30430003/40801	\$150,000	\$429	\$45,950	\$103,621
h. Contracted Services (Campus Reno Final Bills)	30430003/40450	\$25,000	\$25,000	\$0	\$0
Subtotal		\$2,171,694	\$875,152	\$740,178	\$556,363
3. Parks & Recreation					
a. River Road Relocation - Construction & Engineering	30451003/40975	\$315,000	\$76,545	\$174,471	\$63,984
b. Vistas Park - Construction & Engineering	30451003/40984	\$500,000	\$0	\$0	\$500,000
c. Jordan Creek Greenway 41-45 Construction & Engineering	30451003/40976	\$1,325,000	\$788,269	\$359,152	\$177,579
Subtotal		\$2,140,000	\$864,814	\$533,623	\$741,563
Total 2024 Capital Expenditures		\$5,770,399	\$2,295,217	\$1,654,398	\$1,820,784
<u>2022 & 2023</u>					
		<u>PO Carry</u>		<u>Encumbered/</u>	<u>Remaining</u>
		<u>Forward</u>	<u>Paid in 2024</u>	<u>Req</u>	<u>PO Balance</u>
Prior Years Open Capital Projects					
1. Police (2023 Projects)					
a. Vehicles - (2) 2023 Tahoes including upfit	30410003/40720	\$138,244	\$138,244	\$0	\$0
b. Vehicles - 2024 Police Interceptor with upfit	30410003/40720	\$74,394	\$74,394	\$0	\$0
c. Vehicles - 2024 Police Interceptor with upfit	30410003/40720	\$73,184	\$73,184	\$0	\$0
		\$285,822	\$285,822	\$0	\$0
2. Public Works (2023 Projects)					
a. Alamo Boom Mower	30430003/40760	\$77,782	\$77,782	\$0	\$0
b. New Holland Tractor	30430003/40760	\$84,680	\$84,680	\$0	\$0
		\$162,462	\$162,462	\$0	\$0
3. Parks & Recreation (2022 Projects)					
a. Jordan Creek Greenway Phase 2	30451003/40973	\$27,576	\$2,371	\$25,206	\$0
		\$27,576	\$2,371	\$25,206	\$0
Total 2022 & 2023 Capital Expenditures		\$475,860	\$450,654	\$25,206	\$0
Total 2022-2024 Capital Expenditures		\$6,246,259	\$2,745,871	\$1,679,603	\$1,820,784

State Highway Aid Fund YTD October 2024

Net	Budget	Actual	% Budget
2024 State Highway Aid Fund Revenue	\$ 726,270.00	\$ 733,992.75	101.06%
2024 State Highway Aid Fund Expense	\$ 839,907.00	\$ 428,826.06	51.06%
	\$ (113,637.00)	\$ 305,166.69	

2024 Expenses are comprised of \$282,144.94 for Street Lighting and \$117,296.60 for Salt.

2024 State Highway Aid Capital Purchase is a Tri-Axle in the amount of \$250,000.00



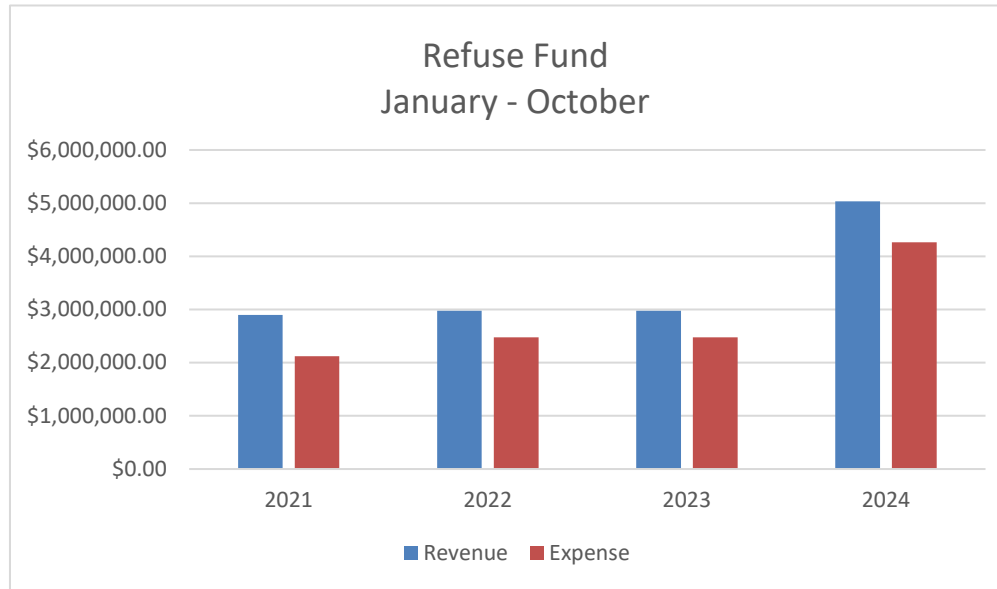
*NOTE: Revenue for State Highway Aid is received between the end of March and the beginning of April each year.

** Please note that the 2024 Expense Budget number includes the 2023 rollover amounts.

**Refuse Fund
YTD October 2024**

Net	Budget	Actual	% Budget
2024 Refuse Fund Revenue	\$ 5,022,240.00	\$ 5,033,964.53	100.23%
2024 Refuse Fund Expense	\$ 4,752,414.00	\$ 4,265,935.57	89.76%
	<u>\$ 269,826.00</u>	<u>\$ 768,028.96</u>	

The 2024 expenses are comprised of mostly hauler fees in the amount of \$3,870,446.24.



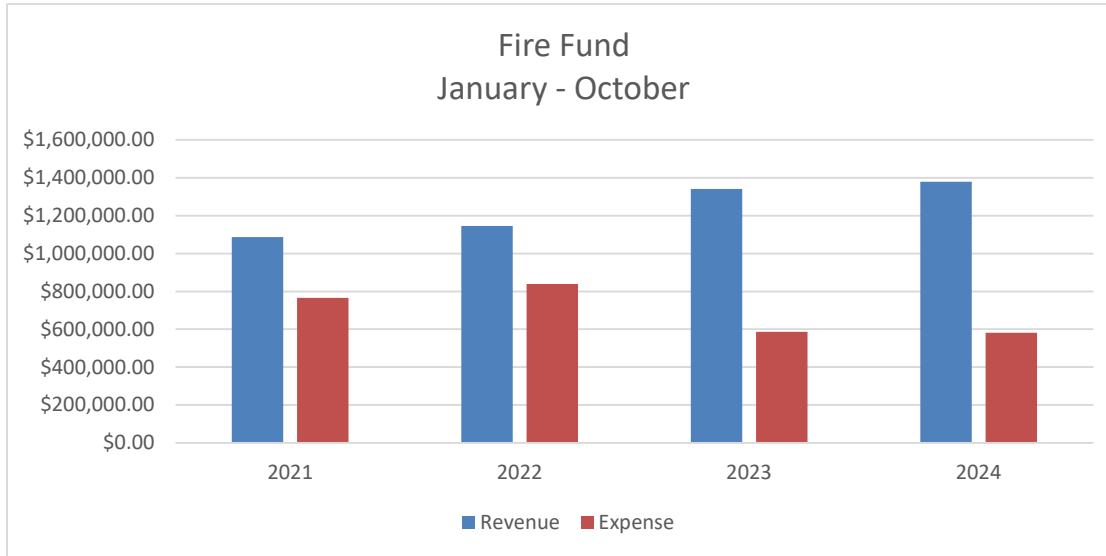
*NOTE: On January 1, 2024 the Refuse rate went from \$95.00 per quarter to \$165.00 per quarter.

** Please note that the 2024 Expense Budget number includes the 2023 rollover amounts.

**Fire Fund
YTD October 2024**

Net	Budget	Actual	% Budget
2024 Fire Fund Revenue	\$ 1,372,000.00	\$ 1,378,865.27	100.50%
2024 Fire Fund Expense	\$ 1,372,000.00	\$ 581,555.84	42.39%
	\$ -	\$ 797,309.43	

*The 2024 Expenses include the cash transfers to Fire Fiscal & Apparatus accounts.



*NOTE: Fire Taxes are due on May 31st.

** Please note that the 2024 Expense Budget number includes the 2023 rollover amounts.

2024 Capital Expense Budget @ October 31, 2024 (Fire Fund)

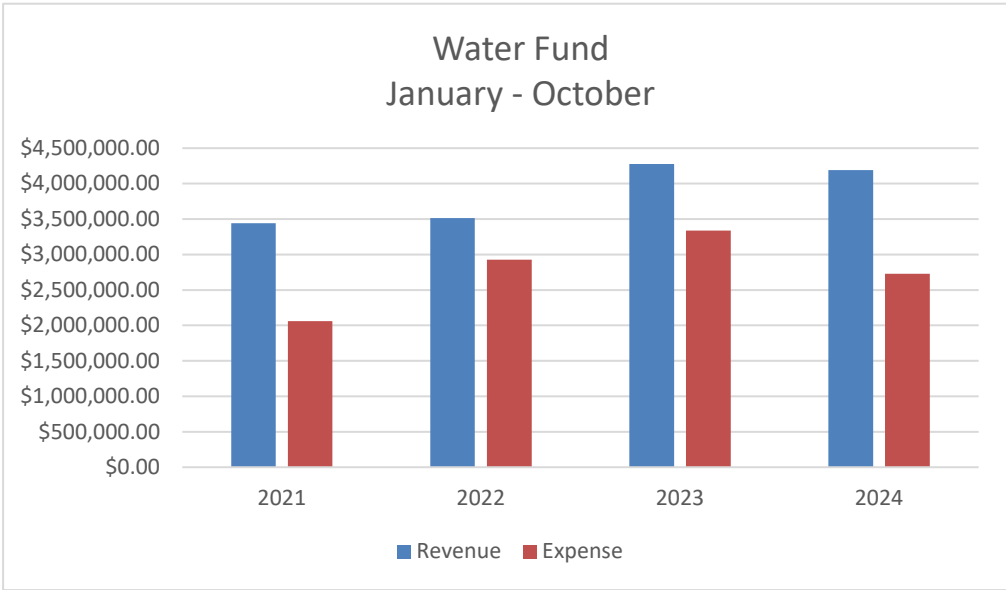
	<u>Final 2024 Budget</u>	<u>Paid in 2024</u>	<u>Encumbered/ Req</u>	<u>Remaining Budget</u>
1. 2024 Fire Capital Projects				
a. Cetronia - Bay Floor Renovation	\$29,980	\$0	\$0	\$29,980
b. Greenawalds - Roof Replacement	\$66,000	\$0	\$0	\$66,000
c. Woodlawn - Roof Replacement	\$100,000	\$0	\$0	\$100,000
Totals =	\$195,980	\$0	\$0	\$195,980

**Water Fund
YTD October 2024**

Net	Budget	Actual	% Budget
2024 Water Fund Revenue	\$ 4,870,500.00	\$ 4,192,439.18	86.08%
2024 Water Fund Expense	\$ 4,977,980.00	\$ 2,728,407.12	54.81%
	<u>\$ (107,480.00)</u>	<u>\$ 1,464,032.06</u>	

Water Metered Fees revenue is \$3,787,498.98 as of October 31, 2024.

Water Purchase Fees are \$1,170,450.60, of which September & October are accrued amount(



** Please note that the 2024 Expense Budget number includes the 2023 rollover amounts.

Water Fund Revenues
YTD October 2024

<u>Category</u>	<u>YTD</u> <u>Through 10-31-2022</u>	<u>YTD</u> <u>Through 10-31-2023</u>	<u>YTD</u> <u>Through 10-31-2024</u>	<u>2024</u> <u>Budget</u>	<u>Variance to</u> <u>Budget 2024</u>
Metered / Flat Sales Total	3,235,264.38	3,709,947.71	3,787,498.98	4,536,000.00	748,501.02
Grants and Gifts Total	68,323.65	69,175.92	64,185.42	90,000.00	25,814.58
Interest Income Total	1,190.27	110,578.07	217,515.87	0.00	-217,515.87
Other Income Total	29,663.88	9,180.00	20,320.00	11,000.00	-9,320.00
Disc / Penalties / Fines Total	11,579.52	6,276.29	8,810.30	4,500.00	-4,310.30
Tapping and Allocation Fees Total	169,005.38	372,706.15	94,108.61	229,000.00	134,891.39
Grand Total	3,515,027.08	4,277,864.14	4,192,439.18	4,870,500.00	678,060.82

**Water Fund Expenses
YTD October 2024**

<u>Category</u>	<u>YTD Through 10-31-2024</u>	<u>2024 Budget</u>	<u>Remaining Budget</u>
Salaries / Benefits Total	767,452.11	975,462.68	208,010.57
Materials / Supplies Total	78,462.43	123,794.18	45,331.75
Services Total	351,417.95	500,314.39	148,896.44
Engineer Fees / Services Total	38,117.08	168,459.00	130,341.92
Solicitor Fees Total	0.00	10,000.00	10,000.00
Major Machinery Total	0.00	4,000.00	4,000.00
Equipment Rentals Total	0.00	1,500.00	1,500.00
Vehicles Total	83,048.00	110,000.00	26,952.00
Water Purchase Fees Total	1,170,450.60	2,302,481.74	1,132,031.14
Land / Building Improvements Total	107,490.05	237,000.00	129,509.95
Debt Total	30,456.00	30,456.00	0.00
System Improvements Total	30,563.81	379,800.00	349,236.19
General Gov Expense Total	0.00	25,000.00	25,000.00
Insurance Total	22,356.70	44,000.00	21,643.30
Professional Development Total	5,158.00	7,800.00	2,642.00
Other Income Total	43,434.39	57,912.50	14,478.11
Grand Total	2,728,407.12	4,977,980.49	2,249,573.37

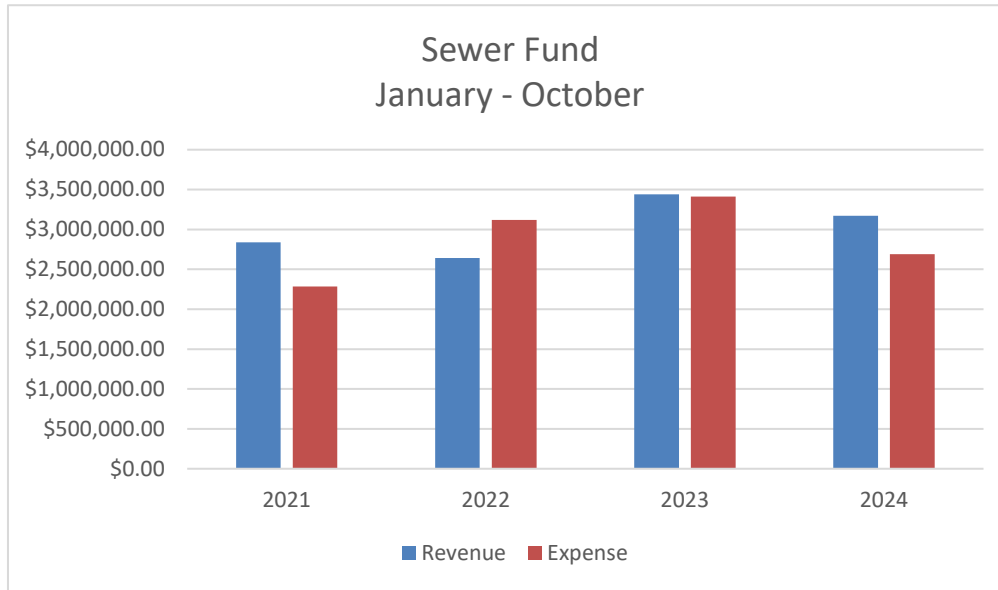
2024 Capital Expenses for Water Fund @ October 31, 2024

	<u>Final 2024 Budget</u>	<u>Paid in 2024</u>	<u>Encumbered/ Req</u>	<u>Remaining Budget</u>
<u>2024 Water Fund Capital Expenses</u>				
a. Utility Truck	\$110,000	\$83,048	\$0	\$26,952
b. Jacoby Roof	\$37,000	\$16,410	\$0	\$20,590
c. Scada Upgrade	\$200,000	\$91,080	\$108,420	\$500
d. Water Meters	\$30,000	\$0	\$0	\$30,000
e. Water System Documents	\$50,000	\$0	\$0	\$50,000
f. Nestle Water Line Upsize Charge	\$250,000	\$0	\$0	\$250,000
g. Station Maintenance	\$49,800	\$30,564	\$0	\$19,236
Total =	\$726,800	\$221,102	\$108,420	\$397,278

**Sewer Fund
YTD October 2024**

Net	Budget	Actual	% Budget
2024 Sewer Fund Revenue	\$ 4,169,258.00	\$ 3,170,275.29	76.04%
2024 Sewer Fund Expense	\$ 4,499,890.00	\$ 2,688,641.26	59.75%
	<u>\$ (330,632.00)</u>	<u>\$ 481,634.03</u>	

Sewer Metered and Flat Fees are \$2,867,842.58 as of October 31, 2024.
Sewer Disposal Fees are \$1,350,379.48, of which July - October are accrued amounts.



** Please note that the 2024 Expense Budget number includes the 2023 rollover amounts.

Sewer Fund Revenues
YTD October 2024

<u>Category</u>	<u>YTD</u> <u>Through 10-31-2022</u>	<u>YTD</u> <u>Through 10-31-2023</u>	<u>YTD</u> <u>Through 10-31-2024</u>	<u>2024</u> <u>Budget</u>	<u>Variance to</u> <u>Budget 2024</u>
Metered / Flat Sales Total	2,269,249.35	2,739,632.32	2,867,842.58	3,624,858.00	757,015.42
Grants and Gifts Total	55,045.13	43,601.69	52,243.89	60,000.00	7,756.11
License / Permit Fees Total	600.00	400.00	0.00	400.00	400.00
Interest Checking Revenue Total	0.00	112,405.32	145,478.97	0.00	-145,478.97
Other Income Total	5,700.00	6,240.00	-12,368.78	6,000.00	18,368.78
Agreements Total	0.00	0.00	0.00	0.00	0.00
Disc / Penalties / Fines Total	9,694.05	6,008.62	8,025.55	4,000.00	-4,025.55
Tapping and Allocation Fees Total	301,172.06	532,851.60	109,053.08	474,000.00	364,946.92
Grand Total	2,641,460.59	3,441,139.55	3,170,275.29	4,169,258.00	998,982.71

**Sewer Fund Expenses
YTD October 2024**

<u>Category</u>	<u>YTD Through 10-31-2024</u>	<u>2024 Budget</u>	<u>Remaining Budget</u>
Salaries / Benefits Total	944,798.25	1,187,016.36	242,218.11
Materials / Supplies Total	36,203.76	48,295.00	12,091.24
Services Total	33,374.84	116,451.14	83,076.30
Engineer Fees / Services Total	11,224.20	68,000.00	56,775.80
Solicitor Fees Total	0.00	10,000.00	10,000.00
Major Machinery and Equipment Total	-400.00	0.00	400.00
Equipment Rentals Total	0.00	1,500.00	1,500.00
Disposal Fees Total	1,350,379.48	2,370,597.75	1,020,218.27
Buildings Total	0.00	1,000.00	1,000.00
System Improvement Total	26,576.50	264,442.20	237,865.70
General Gov Expense Total	0.00	50,000.00	50,000.00
Insurance Total	1,741.70	2,090.00	348.30
Professional Development Total	0.00	4,300.00	4,300.00
EPA Total	241,308.14	318,285.00	76,976.86
Other Income Total	43,434.39	57,912.50	14,478.11
Grand Total	2,688,641.26	4,499,889.95	1,811,248.69

2024 Capital Expenses for Sewer Fund @ October 31, 2024

	<u>Final 2024 Budget</u>	<u>Paid in 2024</u>	<u>Encumbered/ Req</u>	<u>Remaining Budget</u>
<u>2024 Sewer Fund Capital Expenses</u>				
a. I&I Work	300,000.00	\$241,308	\$50,887	\$7,805
b. 31st Street Sewer Line Repairs	55,000.00	\$10,570	\$0	\$44,430
c. Sewer Meters	85,000.00	\$0	\$0	\$85,000
d. Sewer Planning Documents	50,000.00	\$6,360	\$17,140	\$26,500
e. Tilghman St. Sewer Line Relocation	60,000.00	\$0	\$0	\$60,000
Subtotal	550,000.00	\$258,238	\$68,027	\$223,735
	<u>2023 PO Balance</u>		<u>Encumbered/ Req</u>	<u>Remaining PO</u>
	<u>Carryforward</u>	<u>Paid in 2024</u>		<u>Balance</u>
<u>2023 Sewer Fund Capital Expenses</u>				
a. System Improvement	14,442.20	\$9,647	\$4,795	\$0
b. I&I Work	18,285.00	\$18,285	\$0	\$0
Subtotal	32,727.20	\$27,932	\$4,795	\$0
Combined Total of Capital Expenses	582,727.20	\$286,170	\$72,822	\$223,735

South Whitehall Township
Bank Balances

	October 31, 2024	October 31, 2023
Cash - General Fund	\$ 3,398,711.63	\$ 2,258,572.40
Cash - Fiscal Stability Fund	\$ 10,209,188.31	\$ 8,679,362.18
Cash - Capital Reserve Fund	\$ 1,477,657.54	\$ 1,460,610.29

South Whitehall Township
Water & Sewer
Bank Balances

	October 31, 2024	October 31, 2023
Cash - Water Fund (Wells Fargo)	\$ 3,363,755.10	\$ 3,294,302.39
Cash - Water Fund (Univest)	\$ 4,929,633.01	\$ 3,168,620.45
Cash - Sewer Fund (Wells Fargo)	\$ 2,780,804.18	\$ 2,245,296.18
Cash - Sewer Fund (Univest)	\$ 3,135,755.30	\$ 3,121,643.76

General Fund

SOUTH WHITEHALL TOWNSHIP, PA



BALANCE SHEET FOR 2024 10

FUND: 01 General Fund			NET CHANGE FOR PERIOD	ACCOUNT BALANCE
ASSETS				
01	10000	General Fund Checking	-3,033,446.24	3,465,531.38
01	10100	AP Checking	.00	29,048.49
01	10400	Escrow Sub Accounts Govt Banki	36,241.50	7,873,455.22
01	10450	HAUSER - FENCE AGREEMENT	.00	10,000.00
01	11000	Petty Cash	.00	1,000.00
01	11010	Credit Card Checking Cash	.00	600.00
01	12450	Revenue Accrual	-15,825.03	13,911.17
01	13500	Due from Other Governments	.00	128,036.46
01	14001	Real Estate Tax Receivable	.00	86,665.93
01	14036	B P Tax Receivable	.00	8,073.27
01	14037	Admission Tax Receivable	.00	5,525.81
01	14201	Del Real Estate Tax Receivable	.00	140,484.19
01	14530	Accounts Receivable	-104,569.57	369,139.05
01	14533	Allowance for Bad Debts	.00	.75
01	14555	Earned Income/LST Tax Rec.	.00	170,949.68
01	14600	Cable Tax Receivable	.00	78,770.92
01	14700	Transfer Tax Receivable	.00	105,023.97
01	15500	Prepaid	-65,632.41	188,199.75
01	19000	Interfund Transfer	510.77	3,532,405.90
01	19001	Due From Authority	.00	468,570.85
	TOTAL ASSETS		-3,182,720.98	16,675,392.79
LIABILITIES				
01	20020	Accounts Payable	3,826.30	153.74
01	20025	Accounts Payable Accrual	.00	-22,753.92
01	24600	Accrued Compensation Payable	.00	100.00
01	24800	Escrow Payable	-36,241.50	-7,873,455.23
01	27003	Due to Payroll Fund	.00	65,112.28
01	28000	Def Inflow Unavail Prop Rev	.00	-135,512.02
01	28001	Def Inflow Unavail Rev oth	.00	-529,613.54
01	29000	Interfund Transfer	.00	-365,946.74
01	29001	Due to Authority	.00	-38,444.00
01	29800	Deferred Rev.	-4,675.00	-9,525.00
	TOTAL LIABILITIES		-37,090.20	-8,909,884.43
FUND BALANCE				
01	18300	Estimated Revenue Control	.00	19,788,337.77
01	18500	General Fund Revenue Control	-825,325.72	-18,855,432.25
01	27998	Fund Balance Adjustment	.00	4,549,053.23
01	27999	Fund Balance	.00	-9,709,247.54
01	29100	Encumbrance Control	-181,083.05	537,045.89
01	29200	Appropriation Control	32,107.62	-20,086,461.09
01	29400	General Fund Expenditure Contr	4,045,136.90	16,250,118.20
01	29600	Budgetary Fund Balance Control	-32,107.62	298,123.32
01	29700	Fund Bal Reser for Encumbrance	181,083.05	-537,045.89

BALANCE SHEET FOR 2024 10

FUND: 01 General Fund		NET CHANGE FOR PERIOD	ACCOUNT BALANCE
FUND BALANCE			
	TOTAL FUND BALANCE	3,219,811.18	-7,765,508.36
	TOTAL LIABILITIES + FUND BALANCE	3,182,720.98	-16,675,392.79

SOUTH WHITEHALL TOWNSHIP, PA



YTD BUDGET REVENUES OCTOBER 2024

FOR 2024 10

ACCOUNTS FOR:	ORIGINAL ESTIM REV	REVISED EST REV	ACTUAL YTD REVENUE	ACTUAL MTD REVENUE	REMAINING REVENUE	PCT COLL
01 General Fund						
000 Undefined						
01000009 30110 RETRev	-7,000,000	-7,000,000	-6,898,320.98	-40,799.57	-101,679.02	98.5%
01000009 30120 RETRefRev	3,000	3,000	32,683.47	4,594.50	-29,683.47	1089.4%
01000009 30130 DelRETRev	-112,000	-112,000	-68,314.94	-264.90	-43,685.06	61.0%
01000009 30160 IrnRETRev	-50,000	-50,000	-16,407.70	.00	-33,592.30	32.8%
01000009 31010 RETTrRev	-700,000	-700,000	-710,125.63	-62,784.25	10,125.63	101.4%
01000009 31021 EITRev	-4,135,000	-4,135,000	-3,846,944.34	-232,188.41	-288,055.66	93.0%
01000009 31036 BPTaxRev	-2,950,000	-2,950,000	-3,064,791.41	-66,743.19	114,791.41	103.9%
01000009 31040 BPTxAgRev	-7,150	-7,150	-7,150.37	.00	.00	100.0%
01000009 31051 LoSerTxRev	-730,000	-730,000	-439,863.67	-53,254.55	-290,136.33	60.3%
01000009 31061 AdmTxRev	-1,700,000	-1,700,000	-1,917,889.95	-196,576.80	217,889.95	112.8%
01000009 31902 PenRETRev	-15,000	-15,000	-9,814.46	-4,079.98	-5,185.54	65.4%
01000009 31913 IntBPrev	-16,000	-16,000	-43,345.93	-10,533.35	27,345.93	270.9%
01000009 31914 PenBPrev	-10,000	-10,000	-24,738.31	-3,078.90	14,738.31	247.4%
01000009 32132 JunkLicRev	-200	-200	-200.00	.00	.00	100.0%
01000009 32135 BevLicRev	-7,500	-7,500	-7,500.00	.00	.00	100.0%
01000009 32145 BPLicRev	-85,000	-85,000	-69,335.00	-2,240.00	-15,665.00	81.6%
01000009 32180 CaTVTxRev	-300,000	-300,000	-232,449.90	-1,503.65	-67,550.10	77.5%
01000009 34244 FrmLndLeas	-2,000	-2,000	-1,000.00	.00	-1,000.00	50.0%
01000009 35900 LGovTaxRev	-1,000	-1,000	-1,000.00	.00	.00	100.0%
01000009 36247 AmAdPerRev	-30	-30	-10.00	.00	-20.00	33.3%
01000009 36255 MiscellRev	-8,000	-8,000	-51,649.32	594.00	43,649.32	645.6%
01000009 36715 LibLease	-1	-1	-1.00	.00	.00	100.0%
01000009 36725 HeaIns	0	0	-53,941.06	.00	53,941.06	100.0%
01000009 37392 DisREOff	125,000	125,000	131,975.82	.00	-6,975.82	105.6%
01000009 37394 CoChCoOff	4,000	4,000	1,795.50	.00	2,204.50	44.9%
01000009 37395 CoChRETOff	18,000	18,000	14,202.52	1,255.69	3,797.48	78.9%
01000009 37397 CoChLSToff	0	0	7,867.30	961.28	-7,867.30	100.0%
01000009 37398 CoChEIToff	50,000	50,000	47,324.49	2,594.28	2,675.51	94.6%
01001009 35400 GrantRev	-14,000	-14,000	-18,101.38	-18,101.38	4,101.38	129.3%
TOTAL Undefined	-17,642,881	-17,642,881	-17,247,046.25	-682,149.18	-395,835.12	97.8%

YTD BUDGET REVENUES
OCTOBER 2024

FOR 2024 10

ACCOUNTS FOR: 01	General Fund	ORIGINAL ESTIM REV	REVISED EST REV	ACTUAL YTD REVENUE	ACTUAL MTD REVENUE	REMAINING REVENUE	PCT COLL
404 Solicitor/Legal Services							
01404009	36135 SubReimbl	-175,000	-175,000	-100,518.50	22.50	-74,481.50	57.4%
	TOTAL Solicitor/Legal Services	-175,000	-175,000	-100,518.50	22.50	-74,481.50	57.4%

YTD BUDGET REVENUES
OCTOBER 2024

FOR 2024 10

ACCOUNTS FOR: 01	General Fund	ORIGINAL ESTIM REV	REVISED EST REV	ACTUAL YTD REVENUE	ACTUAL MTD REVENUE	REMAINING REVENUE	PCT COLL
409 Engineering							
01409009	36135 SubReimbe	-800,000	-800,000	-677,191.29	-78,953.34	-122,808.71	84.6%
	TOTAL Engineering	-800,000	-800,000	-677,191.29	-78,953.34	-122,808.71	84.6%

YTD BUDGET REVENUES
OCTOBER 2024

FOR 2024 10

ACCOUNTS FOR:	ORIGINAL ESTIM REV	REVISED EST REV	ACTUAL YTD REVENUE	ACTUAL MTD REVENUE	REMAINING REVENUE	PCT COLL
01 General Fund						
410 Police						
01006009 35400 GrantRev	-251,248	-251,248	-119,755.99	.00	-131,492.01	47.7%
01302009 35401 DARERev	-3,000	-3,000	.00	.00	-3,000.00	.0%
01410009 33111 VehCoViRev	-55,000	-55,000	-49,467.73	-7,951.27	-5,532.27	89.9%
01410009 33112 CriCodeRev	-10,000	-10,000	-7,991.17	-777.07	-2,008.83	79.9%
01410009 33113 StaPolRev	-10,000	-10,000	-5,146.01	.00	-4,853.99	51.5%
01410009 35402 NNORev	-1,000	-1,000	.00	.00	-1,000.00	.0%
01410009 36210 SpPolSeRev	-90,000	-90,000	-68,465.58	-7,460.36	-21,534.42	76.1%
01410009 36211 PolRepRev	-8,500	-8,500	-8,105.00	-785.00	-395.00	95.4%
01410009 36212 FalAalarRev	-3,500	-3,500	-6,000.00	-2,100.00	2,500.00	171.4%
01410009 36215 SROExpReim	-300,000	-300,000	-184,266.59	.00	-115,733.41	61.4%
01410009 36216 SROOEXPRM	-40,000	-40,000	-18,137.39	.00	-21,862.61	45.3%
01410009 36255 MiscellRev	-2,000	-2,000	.00	.00	-2,000.00	.0%
01410009 36264 HroHlprDnt	-4,000	-4,000	.00	.00	-4,000.00	.0%
TOTAL Police	-778,248	-778,248	-467,335.46	-19,073.70	-310,912.54	60.0%

YTD BUDGET REVENUES
OCTOBER 2024

FOR 2024 10

ACCOUNTS FOR:	ORIGINAL ESTIM REV	REVISED EST REV	ACTUAL YTD REVENUE	ACTUAL MTD REVENUE	REMAINING REVENUE	PCT COLL
01 General Fund						
430 Public Works - General Service						
01430009 36252 WonPRev	-1,000	-1,000	.00	.00	-1,000.00	.0%
01430009 36259 PennWinAgr	-12,458	-12,458	.00	.00	-12,458.40	.0%
TOTAL Public Works - General Serv	-13,458	-13,458	.00	.00	-13,458.40	.0%

YTD BUDGET REVENUES
OCTOBER 2024

FOR 2024 10

ACCOUNTS FOR:	ORIGINAL ESTIM REV	REVISED EST REV	ACTUAL YTD REVENUE	ACTUAL MTD REVENUE	REMAINING REVENUE	PCT COLL
01 General Fund						
451 Recreation Administration						
01451009 36714 PavRentRev	-17,000	-17,000	-16,675.00	-300.00	-325.00	98.1%
01451009 36720 RecProgRev	-170,000	-170,000	-177,913.50	-6,473.00	7,913.50	104.7%
01451009 36721 Sponsors	-2,000	-2,000	-5,335.00	-1,985.00	3,335.00	266.8%
01451009 36724 MemoriTree	-1,500	-1,500	.00	.00	-1,500.00	.0%
01451009 36728 PHEAREV	-1,000	-1,000	.00	.00	-1,000.00	.0%
TOTAL Recreation Administration	-191,500	-191,500	-199,923.50	-8,758.00	8,423.50	104.4%

YTD BUDGET REVENUES
OCTOBER 2024

FOR 2024 10

ACCOUNTS FOR:	ORIGINAL ESTIM REV	REVISED EST REV	ACTUAL YTD REVENUE	ACTUAL MTD REVENUE	REMAINING REVENUE	PCT COLL
01 General Fund						
460 Community Development						
01009009 35400 GrantRev	-20,000	0	.00	.00	.00	.0%
01303009 38317 TrImpCoRev	-6,000	-6,000	.00	.00	-6,000.00	.0%
01460009 35400 CDGrantRev	0	-20,000	-20,000.00	-20,000.00	.00	100.0%
01460009 36133 ZonHBRev	-5,000	-5,000	-11,400.00	-1,400.00	6,400.00	228.0%
01460009 36134 HearFeeRev	-5,000	-5,000	-942.25	.00	-4,057.75	18.8%
01460009 36140 AllPlanFee	-25,000	-25,000	-30,550.00	-1,000.00	5,550.00	122.2%
01460009 36220 FireCodRev	-10,000	-10,000	-8,100.00	-1,700.00	-1,900.00	81.0%
01460009 36240 ACT157FEES	-3,000	-3,000	-2,655.00	-414.00	-345.00	88.5%
01460009 36241 NonResApp	-17,000	-17,000	-15,250.00	-1,550.00	-1,750.00	89.7%
01460009 36242 NonResIssu	-25,000	-25,000	-15,050.00	-3,600.00	-9,950.00	60.2%
01460009 36244 SeDisPerRe	-250	-250	.00	.00	-250.00	.0%
01460009 36245 ROWPermits	-15,000	-15,000	-9,900.00	-1,200.00	-5,100.00	66.0%
01460009 36246 ResAppFees	-30,000	-30,000	-27,700.00	-3,050.00	-2,300.00	92.3%
01460009 36248 ResIssFees	-25,000	-25,000	-20,950.00	-2,500.00	-4,050.00	83.8%
01460009 36250 PluLicRev	-600	-600	-520.00	.00	-80.00	86.7%
01460009 36260 SpFlHaPer	-400	-400	-400.00	.00	.00	100.0%
TOTAL Community Development	-187,250	-187,250	-163,417.25	-36,414.00	-23,832.75	87.3%
TOTAL General Fund	-19,788,338	-19,788,338	-18,855,432.25	-825,325.72	-932,905.52	95.3%
TOTAL REVENUES	-19,788,338	-19,788,338	-18,855,432.25	-825,325.72	-932,905.52	

YTD BUDGET EXPENSES
OCTOBER 2024

FOR 2024 10

ACCOUNTS FOR:	ORIGINAL	REVISED	YTD EXPENDED	MTD EXPENDED	ENC/REQ	AVAILABLE	PCT
01 General Fund	APPROP	BUDGET				BUDGET	USED
400 Legislative							
01400001 40105 SalWagElec	34,575	34,575	23,838.75	.00	.00	10,736.25	68.9%
01400001 40192 FICAEmploy	0	0	1,823.67	.00	.00	-1,823.67	100.0%
01400002 40229 MealFood	200	200	.00	.00	.00	200.00	.0%
01400002 40321 TeleChrg	2,700	2,700	1,805.10	200.90	894.90	.00	100.0%
01400002 40420 DueSubMem	2,200	2,200	39.00	.00	.00	2,161.00	1.8%
01400002 45016 Contributn	21,000	21,000	.00	.00	.00	21,000.00	.0%
TOTAL Legislative	60,675	60,675	27,506.52	200.90	894.90	32,273.58	46.8%

YTD BUDGET EXPENSES
OCTOBER 2024

FOR 2024 10

ACCOUNTS FOR:	ORIGINAL	REVISED	YTD EXPENDED	MTD EXPENDED	ENC/REQ	AVAILABLE	PCT
01 General Fund	APPROP	BUDGET				BUDGET	USED
401 Executive							
01401001 40112 Wages	235,919	235,919	170,124.48	16,980.34	.00	65,794.28	72.1%
01401001 40113 SpAlloc	-17,476	-17,476	-17,475.63	.00	.00	.00	100.0%
01401001 40172 HolidayPay	0	0	5,046.17	.00	.00	-5,046.17	100.0%
01401001 40177 Sick Pay	0	0	2,203.86	.00	.00	-2,203.86	100.0%
01401001 40184 AttendInc	2,500	2,500	2,500.00	.00	.00	.00	100.0%
01401001 40188 PTO	0	0	10,381.51	901.16	.00	-10,381.51	100.0%
01401001 40192 FICAEmploy	18,048	18,048	14,589.86	1,352.34	.00	3,457.93	80.8%
01401001 40196 HealthIns	32,782	32,782	30,488.71	2,741.88	.00	2,293.29	93.0%
01401001 40198 Dental	1,080	1,080	848.70	82.73	.00	231.30	78.6%
01401001 40199 Life Dis	1,261	1,261	1,118.06	186.84	.00	143.08	88.7%
01401001 40901 Thrift Sav	2,200	2,200	2,004.00	112.00	.00	196.00	91.1%
01401002 40229 MealFood	300	300	152.18	152.18	.00	147.82	50.7%
01401002 40321 TeleChrg	1,100	1,438	1,060.25	80.36	277.96	100.00	93.0%
01401002 40420 DueSubMem	2,000	2,000	1,351.00	.00	.00	649.00	67.6%
01401002 40455 OrdFileFee	500	500	160.00	20.00	.00	340.00	32.0%
01401002 40460 ContEduc	3,750	3,750	1,767.50	864.50	.00	1,982.50	47.1%
01401002 40573 GenGovtExp	100	100	30.30	.00	.00	69.70	30.3%
TOTAL Executive	284,064	284,402	226,350.95	23,474.33	277.96	57,773.36	79.7%

YTD BUDGET EXPENSES
OCTOBER 2024

FOR 2024 10

ACCOUNTS	FOR:		ORIGINAL	REVISED	YTD EXPENDED	MTD EXPENDED	ENC/REQ	AVAILABLE	PCT
01	General	Fund	APPROP	BUDGET				BUDGET	USED
402 Finance									
01402001	40112	Wages	307,223	307,223	208,213.66	21,863.03	.00	99,009.03	67.8%
01402001	40113	SpAlloc	-93,798	-93,798	-93,797.73	.00	.00	.00	100.0%
01402001	40115	SalWagPT	30,000	30,000	19,706.69	1,852.85	.00	10,293.31	65.7%
01402001	40172	HolidayPay	0	0	7,316.62	63.02	.00	-7,316.62	100.0%
01402001	40177	Sick Pay	0	0	4,025.41	.00	.00	-4,025.41	100.0%
01402001	40180	OT Pay	1,200	1,200	.00	.00	.00	1,200.00	.0%
01402001	40184	AttendInc	5,175	5,175	2,425.00	.00	.00	2,750.00	46.9%
01402001	40188	PTO	0	0	19,715.00	304.14	.00	-19,715.00	100.0%
01402001	40192	FICAEmploy	25,889	25,889	20,115.82	1,805.78	.00	5,773.52	77.7%
01402001	40196	HealthIns	104,269	104,269	83,902.70	7,652.08	.00	20,366.55	80.5%
01402001	40198	Dental	4,180	4,180	3,095.67	279.88	.00	1,084.33	74.1%
01402001	40199	Life Dis	2,142	2,142	1,805.30	286.07	.00	336.38	84.3%
01402001	40221	BEREAV	0	0	493.19	.00	.00	-493.19	100.0%
01402001	40901	Thrift Sav	7,280	7,280	6,358.60	728.00	.00	921.40	87.3%
01402002	40229	MealFood	200	200	.00	.00	.00	200.00	.0%
01402002	40315	TxAppHOff	1,000	1,000	.00	.00	.00	1,000.00	.0%
01402002	40321	TeleChrg	600	640	400.90	40.18	238.98	.00	100.0%
01402002	40331	Travel	4,000	4,000	1,687.28	206.14	.00	2,312.72	42.2%
01402002	40420	DueSubMem	1,000	1,000	261.00	.00	.00	739.00	26.1%
01402002	40450	ContrSrv	27,000	36,000	6,118.45	.00	7,500.00	22,381.55	37.8%
01402002	40460	ContEduc	3,500	3,500	1,410.00	.00	.00	2,090.00	40.3%
01402002	40760	MinMachEqu	1,000	1,000	109.99	.00	.00	890.01	11.0%
TOTAL Finance			431,860	440,900	293,363.55	35,081.17	7,738.98	139,797.58	68.3%

YTD BUDGET EXPENSES
OCTOBER 2024

FOR 2024 10

ACCOUNTS FOR:	ORIGINAL APPROP	REVISED BUDGET	YTD EXPENDED	MTD EXPENDED	ENC/REQ	AVAILABLE BUDGET	PCT USED
01 General Fund							
403 Tax Collector							
01403001 40105 SalWagElec	10,000	10,000	8,600.00	800.00	.00	1,400.00	86.0%
01403001 40192 FICAEmploy	0	0	612.00	61.20	.00	-612.00	100.0%
01403002 40215 Postage	5,500	5,500	4,500.44	.00	.00	999.56	81.8%
01403002 40375 Bond	1,400	1,400	1,037.50	103.75	.00	362.50	74.1%
01403002 40450 ContrSrv	6,000	6,000	6,000.00	.00	.00	.00	100.0%
TOTAL Tax collector	22,900	22,900	20,749.94	964.95	.00	2,150.06	90.6%

YTD BUDGET EXPENSES
OCTOBER 2024

FOR 2024 10

ACCOUNTS FOR:	ORIGINAL	REVISED			AVAILABLE	PCT
01 General Fund	APPROP	BUDGET	YTD EXPENDED	MTD EXPENDED	BUDGET	USED
404 Solicitor/Legal Services						
01404102 40197 Pension	15,000	15,000	6,573.50	.00	8,426.50	43.8%
01404102 40573 GenGovtExp	170,000	170,000	78,588.55	5,406.50	91,411.45	46.2%
01404102 40937 MeetPrepEx	30,000	30,000	27,175.25	3,160.50	2,824.75	90.6%
01404102 40939 ZoningExp	50,000	50,000	33,587.00	10,395.00	16,413.00	67.2%
01404102 40940 SubdivBill	175,000	175,000	115,512.90	16,264.75	59,487.10	66.0%
01404102 40948 Arbitrat	15,000	15,000	.00	.00	15,000.00	.0%
01404102 40949 Litigat	15,000	15,000	4,159.50	.00	10,840.50	27.7%
01404102 40953 LaborExp	100,000	100,000	22,803.10	1,879.50	77,196.90	22.8%
01404102 40955 CivilServ	10,000	10,000	7,257.00	.00	2,743.00	72.6%
01404102 40956 TaxAppeal	1,500	1,500	252.00	210.00	1,248.00	16.8%
01404102 40958 Ordinances	25,000	25,000	18,054.50	4,231.50	6,945.50	72.2%
01404102 40974 CDZonApeal	35,000	35,000	7,754.20	.00	27,245.80	22.2%
TOTAL Solicitor/Legal Services	641,500	641,500	321,717.50	41,547.75	319,782.50	50.2%

YTD BUDGET EXPENSES
OCTOBER 2024

FOR 2024 10

ACCOUNTS FOR:	ORIGINAL	REVISED	YTD EXPENDED		MTD EXPENDED	ENC/REQ	AVAILABLE	PCT
01 General Fund	APPROP	BUDGET					BUDGET	USED
405 Human Resources								
01405001 40112 Wages	132,300	132,300	87,905.63		4,723.99	.00	44,394.03	66.4%
01405001 40113 Spec Allo	-7,350	-7,350	-7,349.98		.00	.00	.00	100.0%
01405001 40172 HolidayPay	0	0	2,632.78		.00	.00	-2,632.78	100.0%
01405001 40177 Sick Pay	0	0	5,495.04		4,388.08	.00	-5,495.04	100.0%
01405001 40184 AttendInc	2,250	2,250	1,000.00		.00	.00	1,250.00	44.4%
01405001 40188 PTO	0	0	5,908.45		41.64	.00	-5,908.45	100.0%
01405001 40192 FICAEmploy	10,121	10,121	9,733.06		886.70	.00	387.86	96.2%
01405001 40196 HealthIns	28,395	28,395	24,762.44		2,721.39	.00	3,632.56	87.2%
01405001 40198 Dental	1,980	1,980	1,368.43		67.85	.00	611.57	69.1%
01405001 40199 Life Dis	846	846	692.95		120.13	.00	153.23	81.9%
01405001 40901 Thrift Sav	1,800	1,800	1,600.00		.00	.00	200.00	88.9%
01405002 40229 MealFood	1,000	1,000	477.30		.00	.00	522.70	47.7%
01405002 40321 TeleChrg	540	540	361.02		40.18	178.98	.00	100.0%
01405002 40331 Travel	3,000	3,000	1,461.51		.00	.00	1,538.49	48.7%
01405002 40420 DueSubMem	2,000	2,000	1,377.55		.00	.00	622.45	68.9%
01405002 40460 ContEduc	7,500	7,500	2,272.00		.00	1,789.00	3,439.00	54.1%
01405002 40463 OrgnlTrain	12,500	12,500	7,390.00		.00	.00	5,110.00	59.1%
01405002 40571 EmpEvent	6,000	6,000	955.21		1,791.00	.00	5,044.79	15.9%
01405002 40796 RecruitExp	4,000	4,000	812.50		88.00	.00	3,187.50	20.3%
01405002 40915 MedPhysica	750	750	.00		.00	.00	750.00	.0%
TOTAL Human Resources	207,632	207,632	148,855.89		14,868.96	1,967.98	56,807.91	72.6%

SOUTH WHITEHALL TOWNSHIP, PA



YTD BUDGET EXPENSES OCTOBER 2024

FOR 2024 10

ACCOUNTS	FOR:		ORIGINAL	REVISED	YTD EXPENDED	MTD EXPENDED	ENC/REQ	AVAILABLE	PCT
01	General Fund		APPROP	BUDGET				BUDGET	USED
406 Administrative									
01406001	40192	FICAEmploy	4,098	4,098	45.90	.00	.00	4,052.59	1.1%
01406001	40195	WorkComIns	230,000	230,000	11,001.75	-86,820.29	.00	218,998.25	4.8%
01406001	40196	HealthIns	0	0	.00	-200.00	.00	.00	.0%
01406001	40197	Pension	1,026,301	1,026,301	966,881.58	981,301.00	.00	59,419.42	94.2%
01406001	40917	CobraReim	-10,000	-10,000	-9,037.74	-1,022.97	.00	-962.26	90.4%
01406001	40932	PenReimwat	-145,239	-145,239	-145,238.95	-145,238.95	.00	.00	100.0%
01406001	40933	PenReimSew	-145,239	-145,239	-145,238.95	-145,238.95	.00	.00	100.0%
01406001	40934	StaPenReim	-775,000	-775,000	-905,983.96	.00	.00	130,983.96	116.9%
01406002	40194	UnemplComp	10,000	10,000	4,029.50	4,029.50	.00	5,970.50	40.3%
01406002	40210	Offc Suppl	8,000	8,009	5,039.25	206.63	2,024.43	945.31	88.2%
01406002	40213	ComCopSupp	23,000	23,677	14,720.93	1,561.03	5,989.27	2,967.12	87.5%
01406002	40215	Postage	30,000	30,000	16,519.57	6,015.66	.00	13,480.43	55.1%
01406002	40218	MiscExp	500	500	188.84	19.99	.00	311.16	37.8%
01406002	40310	ProfSrv	20,000	20,000	6,553.00	500.00	7,500.00	5,947.00	70.3%
01406002	40311	AccAudSrv	40,000	51,075	37,075.00	.00	4,000.00	10,000.00	80.4%
01406002	40317	Answersrv	6,500	6,901	6,850.49	15.53	.00	50.26	99.3%
01406002	40321	TeleChrg	29,000	30,788	21,471.43	2,129.15	7,986.09	1,330.57	95.7%
01406002	40326	EquipLease	32,000	33,216	23,354.41	2,425.68	6,486.76	3,374.94	89.8%
01406002	40331	Travel	250	250	.00	.00	.00	250.00	.0%
01406002	40334	FrExpChg	800	800	138.13	106.14	.00	661.87	17.3%
01406002	40341	AdvPr	25,000	26,232	14,283.16	1,334.95	7,931.63	4,016.80	84.7%
01406002	40342	Printing	6,000	6,000	4,122.07	202.17	833.59	1,044.34	82.6%
01406002	40350	RateResDed	10,000	10,000	.00	.00	.00	10,000.00	.0%
01406002	40372	InsRepairs	50,000	50,000	102,477.60	.00	.00	-52,477.60	205.0%
01406002	40373	InsReimbur	-50,000	-50,000	1,055.73	.00	.00	-51,055.73	-2.1%
01406002	40374	WCInsAud	30,000	30,000	.00	.00	.00	30,000.00	.0%
01406002	40375	Bond-Treas	3,200	3,200	2,443.10	257.20	.00	756.90	76.3%
01406002	40378	INSOPEX	660,000	660,000	432,590.46	43,027.95	.00	227,409.54	65.5%
01406002	40420	DueSubMem	1,200	1,200	1,180.28	63.28	.00	19.72	98.4%
01406002	40450	ContrSrv	8,000	8,000	7,183.64	4,668.80	529.16	287.20	96.4%
01406002	40573	GenGovtExp	3,000	3,000	1,878.41	44.99	.00	1,121.59	62.6%
01406002	40760	MinMachEqu	1,000	1,000	53.97	.00	.00	946.03	5.4%
01406002	40905	SupWatReim	-3,875	-3,875	-2,718.75	.00	.00	-1,156.25	70.2%
01406002	40906	SupSewReim	-3,875	-3,875	-2,718.75	.00	.00	-1,156.25	70.2%
01406002	40912	CommwaReim	-8,488	-8,488	-2,728.14	.00	.00	-5,759.38	32.1%
01406002	40913	CommseReim	-8,488	-8,488	-2,728.14	.00	.00	-5,759.38	32.1%
01406002	49000	IntFundTra	1,074,082	1,074,082	2,215,082.00	200,000.00	.00	-1,141,000.00	206.2%
TOTAL Administrative			2,181,729	2,198,126	2,679,826.82	869,388.49	43,280.93	-524,981.35	123.9%

YTD BUDGET EXPENSES
OCTOBER 2024

FOR 2024 10

ACCOUNTS FOR:	ORIGINAL	REVISED					AVAILABLE	PCT
01 General Fund	APPROP	BUDGET	YTD EXPENDED	MTD EXPENDED	ENC/REQ	BUDGET	USED	
407 Information Technology								
01407001 40112 SalWagFT	80,578	80,578	58,574.18	5,826.42	.00	22,003.82	72.7%	
01407001 40172 HolidayPay	0	0	1,859.52	.00	.00	-1,859.52	100.0%	
01407001 40180 OT Pay	1,000	1,000	.00	.00	.00	1,000.00	.0%	
01407001 40184 AttendInc	1,250	1,250	.00	.00	.00	1,250.00	.0%	
01407001 40188 PTO	0	0	4,648.77	371.90	.00	-4,648.77	100.0%	
01407001 40192 FICAEmploy	6,241	6,241	5,017.89	466.68	.00	1,222.83	80.4%	
01407001 40196 HealthIns	11,840	11,840	11,735.62	993.24	.00	104.38	99.1%	
01407001 40198 Dental	400	400	305.00	30.50	.00	95.00	76.3%	
01407001 40199 Life Dis	512	512	439.53	76.20	.00	72.12	85.9%	
01407001 40901 Thrift Sav	2,000	2,000	2,000.00	.00	.00	.00	100.0%	
01407002 40325 InternFees	13,200	14,183	10,784.16	945.05	1,958.92	1,440.00	89.8%	
01407002 40370 MainSerRep	15,000	15,000	.00	.00	.00	15,000.00	.0%	
01407002 40382 ITWatReimb	-57,913	-57,913	-31,893.75	.00	.00	-26,018.75	55.1%	
01407002 40383 ITSeWReimb	-57,913	-57,913	-31,893.75	.00	.00	-26,018.75	55.1%	
01407002 40452 ContITNeSr	750,585	840,585	620,122.32	123,754.57	164,001.37	56,461.62	93.3%	
01407002 40460 ContEduc	3,000	3,000	2,900.00	2,900.00	.00	100.00	96.7%	
01407002 40760 MinMachEqu	15,000	18,736	18,729.31	2,526.50	.00	6.41	100.0%	
TOTAL Information Technology	784,780	879,499	673,328.80	137,891.06	165,960.29	40,210.39	95.4%	

YTD BUDGET EXPENSES
OCTOBER 2024

FOR 2024 10

ACCOUNTS FOR: 01 General Fund	ORIGINAL APPROP	REVISED BUDGET	YTD EXPENDED	MTD EXPENDED	ENC/REQ	AVAILABLE BUDGET	PCT USED
409 Engineering							
01409102 40573 GenGovtExp	125,000	125,000	110,160.44	3,414.25	.00	14,839.56	88.1%
01409102 40940 SubdivBill	800,000	800,000	685,937.15	86,135.07	.00	114,062.85	85.7%
01409102 40941 SubdivReim	0	0	408.75	.00	.00	-408.75	100.0%
TOTAL Engineering	925,000	925,000	796,506.34	89,549.32	.00	128,493.66	86.1%

YTD BUDGET EXPENSES
OCTOBER 2024

FOR 2024 10

ACCOUNTS	FOR:		ORIGINAL	REVISED				AVAILABLE	PCT
01	General	Fund	APPROP	BUDGET	YTD EXPENDED	MTD EXPENDED	ENC/REQ	BUDGET	USED
410 Police									
01410001	40112	Wages	356,307	356,307	183,619.67	15,150.56	.00	172,687.32	51.5%
01410001	40172	HolidayPay	0	0	5,939.54	180.77	.00	-5,939.54	100.0%
01410001	40177	Sick Pay	0	0	12,635.31	.00	.00	-12,635.31	100.0%
01410001	40179	Long Pay	2,300	2,300	2,300.00	.00	.00	.00	100.0%
01410001	40180	OT Pay	2,000	2,000	81.74	.00	.00	1,918.26	4.1%
01410001	40184	AttendInc	5,000	5,000	3,437.50	.00	.00	1,562.50	68.8%
01410001	40188	PTO	0	0	28,295.30	2,540.11	.00	-28,295.30	100.0%
01410001	40192	FICAEmploy	27,586	27,586	18,807.82	1,391.64	.00	8,778.61	68.2%
01410001	40196	HealthIns	93,880	93,880	71,833.94	6,811.08	.00	22,046.06	76.5%
01410001	40198	Dental	3,000	3,000	2,795.92	254.43	.00	204.08	93.2%
01410001	40199	Life Dis	2,099	2,099	.00	.00	.00	2,099.02	.0%
01410001	40901	Thrift Sav	8,000	8,000	7,160.00	480.00	.00	840.00	89.5%
01410002	40228	K9Supp	13,400	13,400	5,851.71	686.82	1,200.00	6,348.29	52.6%
01410002	40229	MealFood	3,000	3,000	1,090.23	421.59	.00	1,909.77	36.3%
01410002	40230	Fuels	99,000	100,617	67,742.66	6,416.68	32,872.32	2.24	100.0%
01410002	40238	UnifCloth	69,000	69,660	42,961.41	1,172.08	18,586.86	8,111.23	88.4%
01410002	40241	GenGovSup	12,000	12,000	6,378.49	568.38	.00	5,621.51	53.2%
01410002	40260	SmToMiPurc	9,000	11,664	8,592.07	558.77	2,219.70	852.68	92.7%
01410002	40310	ProfSrv	1,000	1,000	.00	.00	.00	1,000.00	.0%
01410002	40316	TestFees	4,000	4,000	.00	.00	.00	4,000.00	.0%
01410002	40321	TeleChrg	24,500	26,723	20,046.02	856.50	5,676.93	1,000.00	96.3%
01410002	40327	RadEqMaint	4,000	4,000	165.14	.00	.00	3,834.86	4.1%
01410002	40331	Travel	5,000	5,000	1,013.17	154.29	.00	3,986.83	20.3%
01410002	40339	CriInvExp	3,650	3,650	1,734.51	653.70	1,600.00	315.49	91.4%
01410002	40340	MERTExp	10,000	10,000	7,619.19	.00	816.60	1,564.21	84.4%
01410002	40345	DUIChcExp	251,248	251,248	200,155.52	68,902.61	.00	51,092.48	79.7%
01410002	40370	MainSerRep	2,000	2,000	192.68	.00	.00	1,807.32	9.6%
01410002	40420	DueSubMem	20,600	20,600	9,521.93	1,441.05	.00	11,078.07	46.2%
01410002	40440	LaunUnClSr	15,000	15,000	7,140.40	939.50	4,564.90	3,294.70	78.0%
01410002	40450	ContrSrv	24,500	25,556	19,447.97	476.80	2,377.00	3,731.03	85.4%
01410002	40462	Train Exp	34,400	34,400	20,885.60	3,956.00	.00	13,514.40	60.7%
01410002	40760	MinMachEqu	0	8,825	8,825.00	.00	.00	.00	100.0%
01410002	40781	PubRelExp	14,000	14,000	7,965.64	2,726.53	.00	6,034.36	56.9%
01410002	40784	HerHelpers	9,000	9,000	.00	.00	.00	9,000.00	.0%
01410002	40789	LifeSaver	2,000	2,000	.00	.00	.00	2,000.00	.0%
01410002	40790	NNOutExp	2,100	2,100	.00	.00	.00	2,100.00	.0%
01410002	40796	RecruitExp	33,900	33,900	6,965.27	5,522.27	3,750.00	23,184.73	31.6%
01410002	40797	weapAmm	47,000	47,000	21,421.51	.00	8,801.60	16,776.89	64.3%
01410002	40915	MedPhysica	4,000	4,000	.00	.00	.00	4,000.00	.0%
01410201	40112	Wages	3,781,173	3,781,173	2,450,126.86	238,216.48	.00	1,331,045.82	64.8%

YTD BUDGET EXPENSES
OCTOBER 2024

FOR 2024 10

ACCOUNTS 01	FOR: General	Fund	ORIGINAL APPROP	REVISED BUDGET	YTD EXPENDED	MTD EXPENDED	ENC/REQ	AVAILABLE BUDGET	PCT USED
01410201	40171	Vacatn Pay	0	0	210,238.45	14,263.08	.00	-210,238.45	100.0%
01410201	40172	HolidayPay	219,181	219,181	137,232.35	593.57	.00	81,948.28	62.6%
01410201	40174	TrainPay	0	0	124,989.40	10,109.53	.00	-124,989.40	100.0%
01410201	40176	PersonlPay	0	0	27,558.15	4,220.33	.00	-27,558.15	100.0%
01410201	40177	Sick Pay	0	0	65,405.96	7,969.72	.00	-65,405.96	100.0%
01410201	40179	Long Pay	36,100	36,100	30,900.00	.00	.00	5,200.00	85.6%
01410201	40180	OT Pay	270,000	270,000	181,686.71	19,398.87	.00	88,313.29	67.3%
01410201	40181	Court OT	25,000	25,000	11,888.46	1,331.55	.00	13,111.54	47.6%
01410201	40184	AttendInc	61,500	61,500	49,375.00	.00	.00	12,125.00	80.3%
01410201	40187	CompTimPay	0	0	133,970.27	15,753.85	.00	-133,970.27	100.0%
01410201	40189	WC Offset	0	0	1,187.13	.00	.00	-1,187.13	100.0%
01410201	40221	BEREAV	0	0	3,375.43	487.60	.00	-3,375.43	100.0%
01410201	40461	ContEdReim	39,000	39,000	2,329.47	.00	.00	36,670.53	6.0%
01410701	40192	FICAEmploy	331,356	331,356	291,746.41	26,369.61	.00	39,609.77	88.0%
01410701	40196	HealthIns	826,570	826,570	736,064.82	72,044.72	.00	90,505.18	89.1%
01410701	40197	Pension	1,241,903	1,241,903	1,241,903.00	1,241,903.00	.00	.00	100.0%
01410701	40198	Dental	27,700	27,700	19,300.51	1,929.77	.00	8,399.49	69.7%
01410701	40199	Life Ins	23,738	23,738	21,273.70	3,762.17	.00	2,464.75	89.6%
01410701	40901	Thrift Sav	64,000	64,000	61,920.00	1,280.00	.00	2,080.00	96.8%
01410701	40921	PostRetHea	24,000	24,000	6,766.60	209.00	.00	17,233.40	28.2%
TOTAL Police			8,188,691	8,205,737	6,611,861.54	1,782,105.01	82,465.91	1,511,409.05	81.6%

YTD BUDGET EXPENSES
OCTOBER 2024

FOR 2024 10

ACCOUNTS	FOR:		ORIGINAL	REVISED				AVAILABLE	PCT
01	General	Fund	APPROP	BUDGET	YTD EXPENDED	MTD EXPENDED	ENC/REQ	BUDGET	USED
411 Fire									
01411001	40112	SalWagFT	125,000	125,000	37,243.54	3,883.77	.00	87,756.46	29.8%
01411001	40172	HolidayPay	0	0	1,107.90	.00	.00	-1,107.90	100.0%
01411001	40180	OT Pay	3,000	3,000	4,431.59	1,052.50	.00	-1,431.59	147.7%
01411001	40184	AttendInc	1,250	1,250	625.00	.00	.00	625.00	50.0%
01411001	40188	PTO	0	0	2,375.84	55.40	.00	-2,375.84	100.0%
01411001	40192	FICAEmploy	9,792	9,792	3,491.59	375.16	.00	6,300.41	35.7%
01411001	40196	HealthIns	34,595	34,595	12,833.57	1,058.56	.00	21,761.43	37.1%
01411001	40198	Dental	1,100	1,100	440.12	42.41	.00	659.88	40.0%
01411001	40199	Life Dis	672	672	255.47	44.29	.00	416.93	38.0%
01411001	40901	Thrift Sav	0	0	998.42	.00	.00	-998.42	100.0%
01411002	40935	FireRelExp	0	0	186,797.71	.00	.00	-186,797.71	100.0%
01411002	40936	FireReReim	0	0	-186,797.71	.00	.00	186,797.71	100.0%
TOTAL Fire			175,409	175,409	63,803.04	6,512.09	.00	111,606.36	36.4%

YTD BUDGET EXPENSES
OCTOBER 2024

FOR 2024 10

ACCOUNTS FOR: 01	General Fund	ORIGINAL APPROP	REVISED BUDGET	YTD EXPENDED	MTD EXPENDED	ENC/REQ	AVAILABLE BUDGET	PCT USED
412 Ambulance/Rescue								
01412002	40792 Contribut	30,000	30,000	30,000.00	.00	.00	.00	100.0%
TOTAL Ambulance/Rescue		30,000	30,000	30,000.00	.00	.00	.00	100.0%

YTD BUDGET EXPENSES
OCTOBER 2024

FOR 2024 10

ACCOUNTS FOR:	ORIGINAL	REVISED	YTD EXPENDED		MTD EXPENDED	ENC/REQ	AVAILABLE	PCT
01 General Fund	APPROP	BUDGET					BUDGET	USED
415 Emergency Management								
01415001 40110 SalWagApp	5,000	5,000	3,750.00		.00	.00	1,250.00	75.0%
01415001 40117 SalWagSeas	1,000	1,000	.00		.00	.00	1,000.00	.0%
01415001 40192 FICAEmploy	0	0	286.89		.00	.00	-286.89	100.0%
01415002 40238 UnifCloth	1,000	1,000	171.14		.00	.00	828.86	17.1%
01415002 40240 GenGovMat	3,500	3,500	2,063.89		339.00	.00	1,436.11	59.0%
01415002 40260 SmToMiPurc	2,000	2,000	645.90		.00	.00	1,354.10	32.3%
01415002 40328 RadEqInsta	5,550	5,550	291.04		.00	.00	5,258.96	5.2%
01415002 40331 Travel	600	600	.00		.00	.00	600.00	.0%
01415002 40420 DueSubMem	700	700	340.25		.00	.00	359.75	48.6%
01415002 40460 ContEduc	5,000	5,000	1,000.00		.00	.00	4,000.00	20.0%
01415002 40570 CommEvent	3,000	3,000	2,779.20		600.00	.00	220.80	92.6%
01415002 40750 Computers	2,000	2,000	.00		.00	.00	2,000.00	.0%
TOTAL Emergency Management	29,350	29,350	11,328.31		939.00	.00	18,021.69	38.6%

SOUTH WHITEHALL TOWNSHIP, PA



YTD BUDGET EXPENSES OCTOBER 2024

FOR 2024 10

ACCOUNTS	FOR:		ORIGINAL	REVISED	YTD EXPENDED	MTD EXPENDED	ENC/REQ	AVAILABLE	PCT
01	General	Fund	APPROP	BUDGET				BUDGET	USED
430 Public Works - General Service									
01430001	40112	Wages	140,084	140,084	88,878.65	7,938.17	.00	51,204.89	63.4%
01430001	40117	SalWagSeas	55,000	55,000	30,233.75	.00	.00	24,766.25	55.0%
01430001	40172	HolidayPay	0	0	2,588.51	.00	.00	-2,588.51	100.0%
01430001	40177	Sick Pay	0	0	1,098.27	.00	.00	-1,098.27	100.0%
01430001	40180	OT Pay	1,500	1,500	.00	.00	.00	1,500.00	.0%
01430001	40184	AttendInc	2,500	2,500	1,250.00	.00	.00	1,250.00	50.0%
01430001	40188	PTO	0	0	5,434.18	417.79	.00	-5,434.18	100.0%
01430001	40192	FICAEmploy	15,035	15,035	10,358.45	666.52	.00	4,676.75	68.9%
01430001	40196	HealthIns	57,456	57,456	40,762.43	3,472.72	.00	16,693.57	70.9%
01430001	40198	Dental	1,760	1,760	1,102.55	84.81	.00	657.45	62.6%
01430001	40199	Life Dis	899	899	.00	.00	.00	899.23	.0%
01430001	40901	Thrift Sav	2,000	2,000	1,166.38	79.02	.00	833.62	58.3%
01430001	40914	LicenReim	400	400	.00	.00	.00	400.00	.0%
01430002	40229	MealFood	500	500	141.12	-30.37	.00	358.88	28.2%
01430002	40230	Fuels	119,355	119,355	85,382.54	11,322.05	19,693.99	14,278.47	88.0%
01430002	40238	UnifCloth	6,000	6,000	4,644.22	593.97	.00	1,355.78	77.4%
01430002	40240	GenGovMat	250,000	257,008	205,710.44	24,395.23	24,969.15	26,327.97	89.8%
01430002	40251	Parts	145,000	145,000	118,955.32	9,624.49	424.26	25,620.42	82.3%
01430002	40260	SmToMiPurc	4,000	4,000	3,552.39	346.50	.00	447.61	88.8%
01430002	40313	EngSrv	20,000	20,000	16,921.63	1,129.02	.00	3,078.37	84.6%
01430002	40321	TeleChrg	5,400	5,596	4,630.77	-306.12	11.26	953.94	83.0%
01430002	40329	PaOneCall	4,000	4,339	3,583.20	650.25	755.73	.00	100.0%
01430002	40331	Travel	1,000	1,000	180.40	111.00	.00	819.60	18.0%
01430002	40341	Advprin	500	500	356.38	.00	.00	143.62	71.3%
01430002	40361	Utilities	90,000	104,419	68,011.45	4,491.52	27,053.75	9,353.86	91.0%
01430002	40370	MainSerRep	10,300	10,300	1,943.00	35.00	.00	8,357.00	18.9%
01430002	40377	TWPBU	2,000	2,000	1,835.25	.00	.00	164.75	91.8%
01430002	40384	RentMachEq	12,000	12,000	4,656.48	.00	2,252.00	5,091.52	57.6%
01430002	40420	DueSubMem	300	300	.00	.00	.00	300.00	.0%
01430002	40440	LaunUncI Sr	10,000	10,242	5,758.44	661.65	983.98	3,500.00	65.8%
01430002	40450	ContrSrv	196,220	196,567	100,674.37	11,388.07	39,272.35	56,620.54	71.2%
01430002	40460	ContEduc	1,000	1,000	735.00	.00	.00	265.00	73.5%
01430002	40573	GenGovtExp	1,000	1,000	832.21	1.00	.00	167.79	83.2%
01430002	40793	Tires	25,000	25,000	21,216.63	-66.00	3,717.37	66.00	99.7%
01430002	40798	TrafMaint	43,000	43,000	15,697.80	650.00	9,302.20	18,000.00	58.1%
01430002	40914	LicenReim	1,000	1,000	168.00	.00	.00	832.00	16.8%
01430002	40915	MedPhysica	5,000	5,000	1,992.00	776.00	.00	3,008.00	39.8%
01430002	40945	StWaterMan	75,000	75,000	16,951.55	1,331.25	31,819.56	26,228.89	65.0%
01430002	40960	EleWatReim	-8,125	-8,125	-6,093.75	.00	.00	-2,031.25	75.0%
01430002	40961	EleSewReim	-8,125	-8,125	-6,093.75	.00	.00	-2,031.25	75.0%

YTD BUDGET EXPENSES
OCTOBER 2024

FOR 2024 10

ACCOUNTS 01	FOR: General	Fund	ORIGINAL APPROP	REVISED BUDGET	YTD EXPENDED	MTD EXPENDED	ENC/REQ	AVAILABLE BUDGET	PCT USED
01430101	40112	wages	1,520,480	1,520,480	1,024,645.66	104,595.11	.00	495,834.03	67.4%
01430101	40113	SpAlloc	-81,632	-81,632	-81,632.23	.00	.00	.00	100.0%
01430101	40172	HolidayPay	0	0	26,480.40	.00	.00	-26,480.40	100.0%
01430101	40173	StandBy	14,000	14,000	10,829.00	1,029.00	.00	3,171.00	77.4%
01430101	40174	TrainPay	0	0	1,151.26	740.10	.00	-1,151.26	100.0%
01430101	40177	Sick Pay	0	0	43,980.23	3,982.18	.00	-43,980.23	100.0%
01430101	40180	OT Pay	100,000	100,000	69,997.22	1,966.47	.00	30,002.78	70.0%
01430101	40184	AttendInc	30,500	30,500	9,240.00	.00	.00	21,260.00	30.3%
01430101	40188	PTO	0	0	71,886.91	9,265.00	.00	-71,886.91	100.0%
01430101	40189	WC Offset	0	0	276.56	.00	.00	-276.56	100.0%
01430101	40192	FICAemploy	125,038	125,038	103,140.05	9,638.58	.00	21,897.65	82.5%
01430101	40196	HealthIns	480,112	480,112	380,341.86	41,301.84	.00	99,769.64	79.2%
01430101	40197	Pension	681,576	681,576	650,983.48	681,576.00	.00	30,592.52	95.5%
01430101	40198	Dental	14,720	14,720	9,651.94	1,085.25	.00	5,068.06	65.6%
01430101	40199	Life Ins	9,868	9,868	9,055.38	1,654.46	.00	812.80	91.8%
01430101	40901	Thrift Sav	28,800	28,800	18,780.47	1,120.35	.00	10,019.53	65.2%
TOTAL Public Works - General Serv			4,211,420	4,233,971	3,204,024.45	937,717.88	160,255.60	869,690.96	79.5%

YTD BUDGET EXPENSES
OCTOBER 2024

FOR 2024 10

ACCOUNTS FOR:	ORIGINAL	REVISED					AVAILABLE	PCT
01 General Fund	APPROP	BUDGET	YTD EXPENDED	MTD EXPENDED	ENC/REQ	BUDGET	USED	
451 Recreation Administration								
01451001 40112 SalWagFT	66,625	66,625	50,257.03	5,125.00	.00	16,367.97	75.4%	
01451001 40117 SalWagSeas	113,090	113,090	86,905.95	.00	.00	26,184.05	76.8%	
01451001 40172 HolidayPay	0	0	1,537.50	.00	.00	-1,537.50	100.0%	
01451001 40180 OT Pay	15,000	15,000	5,088.87	3,244.22	.00	9,911.13	33.9%	
01451001 40184 AttendInc	1,250	1,250	1,250.00	.00	.00	.00	100.0%	
01451001 40188 PTO	0	0	2,017.97	.00	.00	-2,017.97	100.0%	
01451001 40192 FICAEmploy	14,896	14,896	11,158.28	618.04	.00	3,737.42	74.9%	
01451001 40196 HealthIns	34,595	34,595	30,214.53	3,580.25	.00	4,380.47	87.3%	
01451001 40198 Dental	1,100	1,100	848.10	84.81	.00	251.90	77.1%	
01451001 40199 Life Dis	430	430	355.66	61.66	.00	74.04	82.8%	
01451002 40238 UnifCloth	4,000	4,000	3,286.80	.00	.00	713.20	82.2%	
01451002 40240 GenGovMat	2,000	2,000	.00	.00	.00	2,000.00	.0%	
01451002 40247 CultRecSup	10,000	10,000	3,314.29	418.74	.00	6,685.71	33.1%	
01451002 40248 MemTreePch	1,500	1,500	.00	.00	.00	1,500.00	.0%	
01451002 40260 SmToMiPurc	1,000	1,000	56.92	.00	.00	943.08	5.7%	
01451002 40321 TeleChrg	1,300	1,412	1,348.34	143.78	20.15	43.97	96.9%	
01451002 40384 VMEqRent	3,000	3,000	.00	.00	.00	3,000.00	.0%	
01451002 40420 DueSubMem	1,000	1,000	.00	.00	.00	1,000.00	.0%	
01451002 40450 ContrSrv	45,700	45,700	45,742.05	2,384.90	1,214.55	-1,256.60	102.7%	
01451002 40460 ContEduc	3,000	3,000	405.00	.00	.00	2,595.00	13.5%	
01451002 40570 CommEvent	30,000	30,000	13,803.03	2,715.40	.00	16,196.97	46.0%	
01451002 40795 FacUseFee	5,000	5,000	.00	.00	.00	5,000.00	.0%	
01451002 40796 RecruitExp	3,000	3,000	611.00	.00	.00	2,389.00	20.4%	
TOTAL Recreation Administration	357,485	357,598	258,201.32	18,376.80	1,234.70	98,161.84	72.5%	

YTD BUDGET EXPENSES
OCTOBER 2024

FOR 2024 10

ACCOUNTS	FOR:		ORIGINAL	REVISED	YTD EXPENDED	MTD EXPENDED	ENC/REQ	AVAILABLE	PCT
01	General	Fund	APPROP	BUDGET				BUDGET	USED
460 Community Development									
01414001	40110	SalWagApp	4,000	4,000	3,000.00	.00	.00	1,000.00	75.0%
01414001	40192	FICAEmploy	0	0	229.50	.00	.00	-229.50	100.0%
01460001	40112	wages	670,828	670,828	405,874.91	31,670.35	.00	264,953.56	60.5%
01460001	40115	SalWagPT	0	0	23,370.07	2,321.63	.00	-23,370.07	100.0%
01460001	40172	HolidayPay	0	0	13,522.03	.00	.00	-13,522.03	100.0%
01460001	40177	Sick Pay	0	0	6,159.34	313.39	.00	-6,159.34	100.0%
01460001	40180	OT Pay	14,500	14,500	5,222.36	221.97	.00	9,277.64	36.0%
01460001	40184	AttendInc	10,775	10,775	6,075.00	.00	.00	4,700.00	56.4%
01460001	40188	PTO	0	0	52,699.99	6,841.09	.00	-52,699.99	100.0%
01460001	40192	FICAEmploy	50,898	50,898	41,298.84	3,269.44	.00	9,598.79	81.1%
01460001	40196	HealthIns	201,499	201,499	138,724.39	12,141.36	.00	62,774.41	68.8%
01460001	40198	Dental	8,426	8,426	4,868.94	437.61	.00	3,557.06	57.8%
01460001	40199	Life Dis	4,146	4,146	2,800.72	445.59	.00	1,345.51	67.5%
01460001	40221	BEREAV	0	0	324.14	.00	.00	-324.14	100.0%
01460001	40901	Thrift Sav	13,320	13,320	12,322.06	88.00	.00	997.94	92.5%
01460002	40239	SafetySup	200	200	.00	.00	.00	200.00	.0%
01460002	40312	ConsultSrv	240,000	377,760	156,699.83	25,268.91	87,662.67	133,397.13	64.7%
01460002	40321	TeleChrg	2,850	3,010	1,722.87	181.86	916.41	370.24	87.7%
01460002	40331	Travel	2,500	2,500	879.31	813.38	.00	1,620.69	35.2%
01460002	40400	CourtCosts	1,200	1,200	.00	.00	.00	1,200.00	.0%
01460002	40420	DueSubMem	3,000	3,000	1,013.02	.00	.00	1,986.98	33.8%
01460002	40450	ContrSrv	10,000	10,000	3,585.88	1,508.00	.00	6,414.12	35.9%
01460002	40460	ContEduc	5,000	5,000	1,173.62	965.62	.00	3,826.38	23.5%
01460002	40573	GenGovtExp	200	200	30.99	30.99	.00	169.01	15.5%
01460002	40952	Codificat	12,500	12,500	1,095.42	.00	.00	11,404.58	8.8%
TOTAL Community Development			1,255,842	1,393,761	882,693.23	86,519.19	88,579.08	422,488.97	69.7%
TOTAL General Fund			19,788,338	20,086,461	16,250,118.20	4,045,136.90	552,656.33	3,283,686.56	83.7%
TOTAL EXPENSES			19,788,338	20,086,461	16,250,118.20	4,045,136.90	552,656.33	3,283,686.56	

Fire Fund

SOUTH WHITEHALL TOWNSHIP, PA



BALANCE SHEET FOR 2024 10

FUND: 03 Fire Fund			NET CHANGE FOR PERIOD	ACCOUNT BALANCE
ASSETS				
03	10000	Checking	-253,914.23	897,334.98
03	10120	Money Market (Neffs)	43.63	87,942.83
03	10130	MONEY MARKET (UNIVEST)	4,166.73	1,039,835.63
03	10700	Fire Apparatus Fund 7859	400,000.00	462,461.33
03	12450	Revenue Accrual	-4,089.66	7,401.84
03	14201	Delinquent Taxes Receivable	.00	23,098.86
03	14530	Accounts Receivable - Other	5,038.28	9,973.32
03	15500	Prepaid	-9,346.55	28,263.67
TOTAL ASSETS			141,898.20	2,556,312.46
LIABILITIES				
03	20020	Accounts Payable	757.76	.00
03	20025	Accounts Payable Accrual	1,783.46	-13,475.31
03	28000	Def Inflow - Unavail Tax Rev	.00	-22,334.54
03	29000	Interfund Transfer	-510.77	-6,280.97
03	29800	Deferred Rev.	-4,850.00	-6,150.00
TOTAL LIABILITIES			-2,819.55	-48,240.82
FUND BALANCE				
03	18300	Estimated Revenue Control	.00	1,372,000.00
03	18500	Revenue Control	-211,132.63	-1,378,865.27
03	27999	Fund Balance	.00	-1,710,762.21
03	29100	Encumbrance Control	.00	1,985,000.00
03	29200	Appropriation Control	.00	-2,863,000.00
03	29400	Expenditure Control	72,053.98	581,555.84
03	29600	Budgetary Fund Balance Control	.00	1,491,000.00
03	29700	Fund Bal Res for Encumbrance	.00	-1,985,000.00
TOTAL FUND BALANCE			-139,078.65	-2,508,071.64
TOTAL LIABILITIES + FUND BALANCE			-141,898.20	-2,556,312.46

YTD BUDGET REVENUES
OCTOBER 2024

FOR 2024 10

ACCOUNTS FOR:	ORIGINAL ESTIM REV	REVISED EST REV	ACTUAL YTD REVENUE	ACTUAL MTD REVENUE	REMAINING REVENUE	PCT COLL
03 Fire Fund						
411 Fire						
03000009 30161 Fr Tx Ex	-7,500	-7,500	-2,590.54	.00	-4,909.46	34.5%
03000009 31221 PenFireTxR	-3,000	-3,000	-1,618.67	-672.88	-1,381.33	54.0%
03000009 34101 IntErnd	0	0	-40,221.20	-4,210.36	40,221.20	100.0%
03000009 36212 FalAlarRev	-10,000	-10,000	-7,900.00	.00	-2,100.00	79.0%
03000009 36221 FirTaxRev	-1,150,000	-1,150,000	-1,137,721.69	-6,728.96	-12,278.31	98.9%
03000009 36222 DELFIRETAX	-15,000	-15,000	-11,265.17	-43.69	-3,734.83	75.1%
03000009 36223 FireTxRfnd	0	0	5,388.59	757.75	-5,388.59	100.0%
03000009 36263 Sp1RespFee	-7,500	-7,500	-4,699.91	-234.49	-2,800.09	62.7%
03000009 37221 DisFireTxO	21,000	21,000	21,763.32	.00	-763.32	103.6%
03000009 39000 IntFundTra	-200,000	-200,000	-200,000.00	-200,000.00	.00	100.0%
TOTAL Fire	-1,372,000	-1,372,000	-1,378,865.27	-211,132.63	6,865.27	100.5%
TOTAL Fire Fund	-1,372,000	-1,372,000	-1,378,865.27	-211,132.63	6,865.27	100.5%
TOTAL REVENUES	-1,372,000	-1,372,000	-1,378,865.27	-211,132.63	6,865.27	

YTD BUDGET EXPENSES
OCTOBER 2024

FOR 2024 10

ACCOUNTS	FOR:		ORIGINAL	REVISED	YTD EXPENDED	MTD EXPENDED	ENC/REQ	AVAILABLE	PCT
03	Fire Fund		APPROP	BUDGET				BUDGET	USED
411 Fire									
03411001	40195	WorkComIns	90,000	90,000	76,005.00	7,600.50	.00	13,995.00	84.5%
03411002	40230	Fuels	55,000	55,000	30,816.09	3,068.56	.00	24,183.91	56.0%
03411002	40238	UnifCloth	1,000	1,000	331.65	.00	.00	668.35	33.2%
03411002	40241	GenGovSup	1,500	1,500	992.68	.00	.00	507.32	66.2%
03411002	40242	PubSafSup	3,000	3,000	3,671.61	.00	.00	-671.61	122.4%
03411002	40316	TestFees	2,900	2,900	2,488.00	.00	.00	412.00	85.8%
03411002	40321	TeleChrg	24,000	24,000	13,632.52	1,222.31	.00	10,367.48	56.8%
03411002	40326	EquVehLea	4,800	4,800	2,762.50	.00	.00	2,037.50	57.6%
03411002	40372	InsRepairs	0	0	23,082.00	.00	.00	-23,082.00	100.0%
03411002	40373	InsReimbur	0	0	-9,477.16	.00	.00	9,477.16	100.0%
03411002	40378	Insurance	25,000	25,000	25,338.71	1,616.67	.00	-338.71	101.4%
03411002	40420	DueSubMem	2,050	2,050	1,463.80	129.38	.00	586.20	71.4%
03411002	40460	ContEduc	3,000	3,000	162.70	72.50	.00	2,837.30	5.4%
03411002	40791	FirePreExp	4,000	4,000	.00	.00	.00	4,000.00	.0%
03411002	40792	Contribut	25,000	25,000	25,000.00	.00	.00	.00	100.0%
03411002	40799	FC Ret PRG	5,000	5,000	3,065.00	820.00	.00	1,935.00	61.3%
03411002	40800	Contingenc	25,000	25,000	351.80	.00	.00	24,648.20	1.4%
03411003	40290	FireAppCap	0	1,985,000	.00	.00	1,985,000.00	.00	100.0%
03411102	40238	UnifCloth	5,000	5,000	2,988.41	962.50	.00	2,011.59	59.8%
03411102	40240	GenGovMat	1,000	1,000	990.58	20.98	.00	9.42	99.1%
03411102	40241	GenGovSup	3,000	3,000	3,174.19	235.42	.00	-174.19	105.8%
03411102	40245	VEHMaint	60,000	60,000	25,538.71	415.32	.00	34,461.29	42.6%
03411102	40260	SmToMiPurc	500	500	500.00	.00	.00	.00	100.0%
03411102	40311	AccAudSrv	5,600	5,600	4,278.20	301.25	.00	1,321.80	76.4%
03411102	40316	TestFees	5,000	5,000	1,331.79	.00	.00	3,668.21	26.6%
03411102	40334	FrExpChg	500	500	170.29	.00	.00	329.71	34.1%
03411102	40361	Electric	7,000	7,000	4,792.48	449.81	.00	2,207.52	68.5%
03411102	40370	MainSerRep	5,000	5,000	3,492.09	.00	.00	1,507.91	69.8%
03411102	40401	Gas	6,000	6,000	2,668.85	295.00	.00	3,331.15	44.5%
03411102	40420	DueSubMem	5,000	5,000	1,666.51	274.97	.00	3,333.49	33.3%
03411102	40450	ContrSrv	20,000	20,000	7,228.89	.00	.00	12,771.11	36.1%
03411102	40452	ContITNeSr	5,000	5,000	4,953.18	168.75	.00	46.82	99.1%
03411102	40460	ContEduc	7,500	7,500	3,146.10	.00	.00	4,353.90	41.9%
03411102	40799	FC Ret PRG	35,000	35,000	14,723.50	4,821.00	.00	20,276.50	42.1%
03411103	40800	Contingenc	4,857	4,857	3,119.92	.00	.00	1,737.08	64.2%
03411202	40238	UnifCloth	6,000	6,000	757.51	.00	.00	5,242.49	12.6%
03411202	40240	GenGovMat	1,000	1,000	534.97	.00	.00	465.03	53.5%
03411202	40241	GenGovSup	9,000	9,000	6,223.23	451.21	.00	2,776.77	69.1%
03411202	40245	VEHMaint	60,000	60,000	52,748.65	2,658.46	.00	7,251.35	87.9%
03411202	40260	SmToMiPurc	2,000	2,000	1,029.23	.00	.00	970.77	51.5%

SOUTH WHITEHALL TOWNSHIP, PA



YTD BUDGET EXPENSES OCTOBER 2024

FOR 2024 10

ACCOUNTS	FOR:		ORIGINAL	REVISED	YTD EXPENDED	MTD EXPENDED	ENC/REQ	AVAILABLE	PCT
03	Fire Fund		APPROP	BUDGET				BUDGET	USED
03411202	40311	AccAudSrv	7,500	7,500	6,362.00	331.25	.00	1,138.00	84.8%
03411202	40316	TestFees	5,000	5,000	3,676.40	.00	.00	1,323.60	73.5%
03411202	40334	FrExpChg	500	500	102.88	.00	.00	397.12	20.6%
03411202	40361	Electric	8,000	8,000	3,851.75	260.83	.00	4,148.25	48.1%
03411202	40370	MainSerRep	2,500	2,500	1,764.95	.00	.00	735.05	70.6%
03411202	40402	Oil	8,000	8,000	4,312.15	.00	.00	3,687.85	53.9%
03411202	40420	DueSubMem	1,000	1,000	621.23	.00	.00	378.77	62.1%
03411202	40450	ContrSrv	18,000	18,000	13,125.41	110.00	.00	4,874.59	72.9%
03411202	40452	ContITNeSr	2,930	2,930	234.15	.00	.00	2,695.85	8.0%
03411202	40460	ContEduc	10,000	10,000	6,004.65	1,848.54	.00	3,995.35	60.0%
03411202	40785	FirePolice	1,000	1,000	914.16	410.22	.00	85.84	91.4%
03411202	40791	FirePreExp	1,000	1,000	914.29	732.98	.00	85.71	91.4%
03411202	40799	FC Ret PRG	75,000	75,000	43,814.25	13,594.75	.00	31,185.75	58.4%
03411302	40238	UnifCloth	4,000	4,000	1,612.89	.00	.00	2,387.11	40.3%
03411302	40240	GenGovMat	4,000	4,000	1,150.33	.00	.00	2,849.67	28.8%
03411302	40241	GenGovSup	3,500	3,500	1,844.69	431.05	.00	1,655.31	52.7%
03411302	40245	VEHMaint	40,000	40,000	36,656.59	2,306.05	.00	3,343.41	91.6%
03411302	40260	SmToMiPurc	1,400	1,400	1,000.95	.00	.00	399.05	71.5%
03411302	40311	AccAudSrv	5,000	5,000	5,242.50	426.25	.00	-242.50	104.9%
03411302	40316	TestFees	2,500	2,500	541.91	.00	.00	1,958.09	21.7%
03411302	40334	FrExpChg	1,500	1,500	62.95	.00	.00	1,437.05	4.2%
03411302	40361	Electric	6,600	6,600	4,388.82	328.89	.00	2,211.18	66.5%
03411302	40370	MainSerRep	2,000	2,000	1,991.22	.00	.00	8.78	99.6%
03411302	40384	VMEqRent	600	600	327.70	.00	.00	272.30	54.6%
03411302	40402	Oil	5,000	5,000	1,009.41	350.00	.00	3,990.59	20.2%
03411302	40420	DueSubMem	1,000	1,000	85.00	.00	.00	915.00	8.5%
03411302	40450	ContrSrv	12,000	12,000	9,936.01	120.00	.00	2,063.99	82.8%
03411302	40452	ContITNeSr	10,000	10,000	5,049.30	85.50	.00	4,950.70	50.5%
03411302	40460	ContEduc	3,263	3,263	1,961.00	.00	.00	1,302.00	60.1%
03411302	40785	FirePolice	4,000	4,000	2,785.17	85.54	.00	1,214.83	69.6%
03411302	40791	FirePreExp	4,000	4,000	4,654.29	1,074.54	.00	-654.29	116.4%
03411302	40799	FC Ret PRG	100,000	100,000	69,543.50	23,973.00	.00	30,456.50	69.5%
03411302	40915	MedPhysica	2,000	2,000	269.16	.00	.00	1,730.84	13.5%
TOTAL Fire			878,000	2,863,000	581,555.84	72,053.98	1,985,000.00	296,444.16	89.6%
TOTAL Fire Fund			878,000	2,863,000	581,555.84	72,053.98	1,985,000.00	296,444.16	89.6%
TOTAL EXPENSES			878,000	2,863,000	581,555.84	72,053.98	1,985,000.00	296,444.16	

Open Space Fund

BALANCE SHEET FOR 2024 10

FUND: 04 Open Space			NET CHANGE FOR PERIOD	ACCOUNT BALANCE
ASSETS				
04	10123	E/w Open Space Checking	.00	126,275.23
04	10124	East Open Space Checking	.00	70,530.25
04	10125	West Open Space Checking	.00	245,935.92
TOTAL ASSETS			.00	442,741.40
FUND BALANCE				
04	18300	Estimated Revenue Control	.00	102,467.00
04	18500	Revenue Control	.00	-87,664.25
04	27999	Fund Balance	.00	-381,924.57
04	29100	Encumbrance Control	.00	13,000.00
04	29200	Appropriation Control	.00	-253,881.42
04	29400	Expenditure Control	.00	26,847.42
04	29600	Budgetary Fund Balance Control	.00	151,414.42
04	29700	Fund Bal Res for Encumbrance	.00	-13,000.00
TOTAL FUND BALANCE			.00	-442,741.40
TOTAL LIABILITIES + FUND BALANCE			.00	-442,741.40

YTD BUDGET REVENUES
OCTOBER 2024

FOR 2024 10

ACCOUNTS FOR:	ORIGINAL ESTIM REV	REVISED EST REV	ACTUAL YTD REVENUE	ACTUAL MTD REVENUE	REMAINING REVENUE	PCT COLL
04 Open Space						
000 Undefined						
04000009 37871 E/w Rev	-66,785	-66,785	-58,594.00	.00	-8,191.00	87.7%
04000109 37871 East Rev	-7,479	-7,479	-29,070.25	.00	21,591.00	388.7%
04000209 37871 West Rev	-28,203	-28,203	.00	.00	-28,202.75	.0%
TOTAL Undefined	-102,467	-102,467	-87,664.25	.00	-14,802.75	85.6%
TOTAL Open Space	-102,467	-102,467	-87,664.25	.00	-14,802.75	85.6%
TOTAL REVENUES	-102,467	-102,467	-87,664.25	.00	-14,802.75	

YTD BUDGET EXPENSES
OCTOBER 2024

FOR 2024 10

ACCOUNTS FOR:	ORIGINAL APPROP	REVISED BUDGET	YTD EXPENDED	MTD EXPENDED	ENC/REQ	AVAILABLE BUDGET	PCT USED
04 Open Space							
000 Undefined							
04000202 49000 IntFundTra	214,034	214,034	.00	.00	.00	214,034.00	.0%
TOTAL Undefined	214,034	214,034	.00	.00	.00	214,034.00	.0%

YTD BUDGET EXPENSES
OCTOBER 2024

FOR 2024 10

ACCOUNTS FOR:	ORIGINAL APPROP	REVISED BUDGET	YTD EXPENDED	MTD EXPENDED	ENC/REQ	AVAILABLE BUDGET	PCT USED
04 Open Space							
451 Recreation Administration							
04451003 40981 CBPlay	0	13,000	.00	.00	13,000.00	.00	100.0%
04451003 40984 VISTASPARK	0	26,847	26,847.42	.00	.00	.00	100.0%
TOTAL Recreation Administration	0	39,847	26,847.42	.00	13,000.00	.00	100.0%
TOTAL Open Space	214,034	253,881	26,847.42	.00	13,000.00	214,034.00	15.7%
TOTAL EXPENSES	214,034	253,881	26,847.42	.00	13,000.00	214,034.00	

American Rescue Plan Act Fund

BALANCE SHEET FOR 2024 10

FUND: 05 American Rescue Plan Act			NET CHANGE FOR PERIOD	ACCOUNT BALANCE
ASSETS				
05	10000	ARPA Checking	.00	530,871.81
05	10130	MONEY MARKET (UNIVEST)	4,166.73	1,039,835.63
	TOTAL ASSETS		4,166.73	1,570,707.44
LIABILITIES				
05	29000	Interfund Transfer	.00	-300,000.00
05	29800	Deferred Rev.	.00	-1,669,997.96
	TOTAL LIABILITIES		.00	-1,969,997.96
FUND BALANCE				
05	18500	Revenue Control	-4,166.73	-39,835.63
05	27999	Fund Balance	.00	280,988.65
05	29200	Appropriation Control	.00	-673,606.27
05	29400	Expenditure Control	.00	158,137.50
05	29600	Budgetary Fund Balance Control	.00	673,606.27
	TOTAL FUND BALANCE		-4,166.73	399,290.52
	TOTAL LIABILITIES + FUND BALANCE		-4,166.73	-1,570,707.44

YTD BUDGET REVENUES
OCTOBER 2024

FOR 2024 10

ACCOUNTS FOR:	ORIGINAL ESTIM REV	REVISED EST REV	ACTUAL YTD REVENUE	ACTUAL MTD REVENUE	REMAINING REVENUE	PCT COLL
05 American Rescue Plan Act						
000 Undefined						
05000009 34101 IntChecRev	0	0	-39,835.63	-4,166.73	39,835.63	100.0%
TOTAL Undefined	0	0	-39,835.63	-4,166.73	39,835.63	100.0%
TOTAL American Rescue Plan Act	0	0	-39,835.63	-4,166.73	39,835.63	100.0%
TOTAL REVENUES	0	0	-39,835.63	-4,166.73	39,835.63	

YTD BUDGET EXPENSES
OCTOBER 2024

FOR 2024 10

ACCOUNTS FOR:	ORIGINAL APPROP	REVISED BUDGET	YTD EXPENDED	MTD EXPENDED	ENC/REQ	AVAILABLE BUDGET	PCT USED
05 American Rescue Plan Act							
000 Undefined							
05 49000 IntFundTra	673,606	673,606	158,137.50	.00	.00	515,468.77	23.5%
TOTAL Undefined	673,606	673,606	158,137.50	.00	.00	515,468.77	23.5%
TOTAL American Rescue Plan Act	673,606	673,606	158,137.50	.00	.00	515,468.77	23.5%
TOTAL EXPENSES	673,606	673,606	158,137.50	.00	.00	515,468.77	

Water Fund

SOUTH WHITEHALL TOWNSHIP, PA



BALANCE SHEET FOR 2024 10

FUND: 06 Water			NET CHANGE FOR PERIOD	ACCOUNT BALANCE
ASSETS				
06	10000	Water Fund Checking	14,527.02	3,397,476.97
06	10130	MONEY MARKET (UNIVEST)	20,788.82	4,929,633.01
06	14530	Accounts Receivable	-18,463.57	55,426.36
06	14533	Allowance for Bad Debts	.00	-272,035.58
06	14541	Usage Fees - Metered	-31,075.53	671,234.42
06	14542	Penalties - Usage Fees	.00	2,063.56
06	15500	Prepaid	-5,200.00	10,400.00
06	16100	Land -Fixed Asset	.00	278,587.93
06	16200	Buildings - Fixed Asset	.00	760,377.36
06	16250	Accumulated Depreciation Build	.00	-307,105.61
06	16400	Machinery, Equip & Vehicle- FA	.00	1,245,767.48
06	16450	Accumulated Depreciation Machi	.00	-569,537.65
06	16600	Infrastructure -FA	.00	19,623,431.59
06	16650	Accumulated Depreciation Infra	.00	-12,476,100.23
06	16700	CIP	.00	329,134.84
06	19001	Due From Primary Government	.00	328,444.00
TOTAL ASSETS			-19,423.26	18,007,198.45
LIABILITIES				
06	20020	Accounts Payable	.00	-100.00
06	20025	Accounts Payable Accrual	-47,382.16	-600,325.49
06	24100	Notes Payable	.00	221,106.20
06	27976	Fund Balance Adjustment	.00	135,569.17
06	27977	Prior Period Adjustment	.00	-80,600.44
06	28000	UB Clearing	.00	-.50
06	29001	Due to Township	.00	-434,783.64
TOTAL LIABILITIES			-47,382.16	-759,134.70
FUND BALANCE				
06	18300	Estimated Revenue Control	.00	4,870,500.00
06	18500	Revenue Control	-362,441.90	-4,192,439.18
06	27300	Fund Balance - Res 4 Enc	.00	713.00
06	27998	Fund Balance Adjustment	.00	-2,085,665.52
06	27999	Fund Balance	.00	-8,356,925.29
06	28100	Contributed Capital	.00	-6,304,839.88
06	28101	Accumulated Amortization	.00	962,686.00
06	29100	Encumbrance Control	-387,766.17	1,048,260.08
06	29200	Appropriation Control	228,757.99	-4,977,980.49
06	29400	Expenditure Control	429,247.32	2,728,407.12
06	29600	Budgetary Fund Balance Control	-228,757.99	107,480.49
06	29700	Fund Bal Reser for Encumbrance	387,766.17	-1,048,260.08
TOTAL FUND BALANCE			66,805.42	-17,248,063.75
TOTAL LIABILITIES + FUND BALANCE			19,423.26	-18,007,198.45

YTD BUDGET REVENUES
OCTOBER 2024

FOR 2024 10

ACCOUNTS FOR:	ORIGINAL ESTIM REV	REVISED EST REV	ACTUAL YTD REVENUE	ACTUAL MTD REVENUE	REMAINING REVENUE	PCT COLL
06 Water						
000 Undefined						
06000009 34101 IntChecRev	0	0	-217,515.87	-20,788.82	217,515.87	100.0%
06000009 35000 IntGovtRev	-90,000	-90,000	-64,185.42	-2,907.40	-25,814.58	71.3%
06000009 36252 wonPrev	-1,000	-1,000	-900.00	.00	-100.00	90.0%
06000009 36255 MiscellRev	-4,000	-4,000	-12,760.00	-150.00	8,760.00	319.0%
06000009 36258 CertFee	-5,000	-5,000	-5,360.00	-620.00	360.00	107.2%
06000009 36411 ConnTapRev	-208,000	-208,000	-51,750.65	-2,381.00	-156,249.35	24.9%
06000009 36412 UseCharRev	-1,000	-1,000	-1,300.00	-100.00	300.00	130.0%
06000009 36413 PALFees	-4,500	-4,500	-9,820.37	-2,435.80	5,320.37	218.2%
06000009 36414 GrantAlloc	-21,000	-21,000	-42,357.96	.00	21,357.96	201.7%
06000009 37390 PortFeeOfR	0	0	1,010.07	1,925.43	-1,010.07	100.0%
06000009 37811 Metsalrev	-4,536,000	-4,536,000	-3,787,498.98	-334,984.31	-748,501.02	83.5%
TOTAL Undefined	-4,870,500	-4,870,500	-4,192,439.18	-362,441.90	-678,060.82	86.1%
TOTAL Water	-4,870,500	-4,870,500	-4,192,439.18	-362,441.90	-678,060.82	86.1%
TOTAL REVENUES	-4,870,500	-4,870,500	-4,192,439.18	-362,441.90	-678,060.82	

SOUTH WHITEHALL TOWNSHIP, PA



YTD BUDGET EXPENSES OCTOBER 2024

FOR 2024 10

ACCOUNTS	FOR:		ORIGINAL	REVISED	YTD EXPENDED	MTD EXPENDED	ENC/REQ	AVAILABLE	PCT
06	Water		APPROP	BUDGET				BUDGET	USED
431 Public Works - Authority									
06431001	40112	Wages	522,351	522,351	345,071.47	32,670.23	.00	177,279.85	66.1%
06431001	40172	HolidayPay	0	0	9,628.91	61.16	.00	-9,628.91	100.0%
06431001	40173	StandBy	7,000	7,000	4,508.00	465.50	.00	2,492.00	64.4%
06431001	40174	TrainPay	0	0	109.35	.00	.00	-109.35	100.0%
06431001	40177	Sick Pay	0	0	8,383.38	1,362.78	.00	-8,383.38	100.0%
06431001	40180	OT Pay	30,000	30,000	19,088.70	1,049.82	.00	10,911.30	63.6%
06431001	40184	AttendInc	9,400	9,400	4,092.50	.00	.00	5,307.50	43.5%
06431001	40188	PTO	0	0	34,475.23	2,988.51	.00	-34,475.23	100.0%
06431001	40192	FICAEmploy	42,790	42,790	35,079.20	3,134.96	.00	7,711.17	82.0%
06431001	40195	WorkComIns	18,400	18,400	15,333.30	1,533.33	.00	3,066.70	83.3%
06431001	40196	HealthIns	176,554	176,554	130,183.95	11,771.69	.00	46,370.03	73.7%
06431001	40197	Pension	145,239	145,239	145,238.95	145,238.95	.00	.00	100.0%
06431001	40198	Dental	5,617	5,617	3,757.85	345.30	.00	1,859.15	66.9%
06431001	40199	Life Ins	3,311	3,311	2,405.80	389.00	.00	905.26	72.7%
06431001	40221	BEREAV	0	0	248.66	.00	.00	-248.66	100.0%
06431001	40901	Thrift Sav	12,300	12,300	8,274.46	364.67	.00	4,025.54	67.3%
06431002	40215	Postage	19,000	19,000	16,723.72	1,566.30	.00	2,276.28	88.0%
06431002	40230	Fuels	25,530	25,530	16,406.72	2,176.25	9,080.57	42.71	99.8%
06431002	40232	ValBoxLid	7,500	7,500	7,343.87	3,024.12	.00	156.13	97.9%
06431002	40238	UnifCloth	2,000	2,000	1,344.40	159.00	.00	655.60	67.2%
06431002	40240	GenGovMat	65,000	66,764	35,995.63	11,047.13	2,360.03	28,408.52	57.4%
06431002	40260	SmToMiPurc	5,000	5,000	1,992.49	.00	.00	3,007.51	39.8%
06431002	40311	AccAudSrv	10,000	11,675	9,250.00	.00	1,425.00	1,000.00	91.4%
06431002	40313	EngSrv	100,000	140,000	22,617.03	1,017.00	39,160.50	78,222.47	44.1%
06431002	40314	LgtIServ	10,000	10,000	.00	.00	.00	10,000.00	.0%
06431002	40316	TestFees	60,000	61,815	60,789.00	10,116.00	1,026.00	.00	100.0%
06431002	40321	TeleChrg	26,000	26,275	20,455.94	2,104.40	4,391.09	1,427.60	94.6%
06431002	40323	DEP Fees	32,000	32,000	23,363.58	199.55	.00	8,636.42	73.0%
06431002	40325	InternFees	900	970	769.45	69.95	140.50	60.00	93.8%
06431002	40329	PaOneCall	4,000	4,000	.00	.00	.00	4,000.00	.0%
06431002	40334	FrExpChg	250	250	.00	.00	.00	250.00	.0%
06431002	40341	Advertise	2,000	2,000	.00	.00	.00	2,000.00	.0%
06431002	40342	Printing	10,000	10,303	6,066.34	345.51	2,688.48	1,548.16	85.0%
06431002	40361	Utilities	121,000	130,688	106,455.34	9,798.53	18,561.78	5,670.88	95.7%
06431002	40366	WaterPurch	1,754,000	2,302,482	1,170,450.60	146,000.00	822,016.63	310,014.51	86.5%
06431002	40370	MainSerRep	50,000	50,000	19,562.27	9,742.27	257.73	30,180.00	39.6%
06431002	40373	InsReimbur	0	0	-14,310.00	.00	.00	14,310.00	100.0%
06431002	40378	INSOPEX	44,000	44,000	36,666.70	3,666.67	.00	7,333.30	83.3%
06431002	40384	VMEqRent	1,500	1,500	.00	.00	.00	1,500.00	.0%
06431002	40420	DueSubMem	1,800	1,800	1,594.00	.00	.00	206.00	88.6%

YTD BUDGET EXPENSES
OCTOBER 2024

FOR 2024 10

ACCOUNTS FOR: 06 Water	ORIGINAL APPROP	REVISED BUDGET	YTD EXPENDED	MTD EXPENDED	ENC/REQ	AVAILABLE BUDGET	PCT USED
06431002 40440 LaunUnc1sr	2,500	2,536	1,504.99	170.50	1,031.06	.00	100.0%
06431002 40450 ContrSrv	167,700	167,803	103,201.04	10,324.97	38,863.71	25,738.03	84.7%
06431002 40460 ContEduc	6,000	6,000	3,564.00	.00	.00	2,436.00	59.4%
06431002 40573 GenGovtExp	15,000	28,459	15,500.05	100.00	.00	12,958.95	54.5%
06431002 40710 NoteIntExp	30,456	30,456	30,456.00	.00	.00	.00	100.0%
06431002 40760 MajMachEqu	4,000	4,000	.00	.00	.00	4,000.00	.0%
06431002 40914 LicenReim	500	500	228.00	.00	.00	272.00	45.6%
06431002 40965 OpeEXReimb	57,913	57,913	43,434.39	.00	.00	14,478.11	75.0%
06431002 45533 BadDebExp	25,000	25,000	.00	.00	.00	25,000.00	.0%
06431003 40720 Vehicles	110,000	110,000	83,048.00	.00	.00	26,952.00	75.5%
06431003 40730 Buildings	237,000	237,000	107,490.05	.00	108,420.00	21,089.95	91.1%
06431003 40740 SystemImp	330,000	330,000	.00	.00	.00	330,000.00	.0%
06431003 40745 WS Maint	49,800	49,800	30,563.81	16,243.27	.00	19,236.19	61.4%
TOTAL Public Works - Authority	4,360,311	4,977,980	2,728,407.12	429,247.32	1,049,423.08	1,200,150.29	75.9%
TOTAL Water	4,360,311	4,977,980	2,728,407.12	429,247.32	1,049,423.08	1,200,150.29	75.9%
TOTAL EXPENSES	4,360,311	4,977,980	2,728,407.12	429,247.32	1,049,423.08	1,200,150.29	

Sewer Fund

SOUTH WHITEHALL TOWNSHIP, PA



BALANCE SHEET FOR 2024 10

FUND: 08 Sewer			NET CHANGE FOR PERIOD	ACCOUNT BALANCE
ASSETS				
08	10000	Sewer Fund Checking	137,438.56	2,798,925.95
08	10130	MONEY MARKET (UNIVEST)	13,899.11	3,295,882.11
08	12450	Revenue Accrual	.00	-3,702.87
08	13500	Due from Other Governments	.00	3,940.87
08	14530	Accounts Receivable	-75,430.72	150,149.13
08	14533	Allowance for Bad Debts	.00	-324,946.37
08	14540	Usage Fees - Flat	37,852.72	59,801.64
08	14541	Usage Fees - Metered	-5,736.12	500,741.91
08	14542	Penalties - Usage Fees	.00	4,151.36
08	15500	Prepaid	-2,474.17	4,948.30
08	16100	Land -Fixed Asset	.00	126,443.65
08	16250	Accumulated Depreciation Build	.00	-1,057.93
08	16400	Machinery, Equip & Vehicle- FA	.00	1,129,353.37
08	16450	Accumulated Depreciation Machi	.00	-314,566.96
08	16500	Construction in Progress-FA	.00	1,923.50
08	16600	Infrastructure -FA	.00	18,695,342.68
08	16650	Accumulated Depreciation Infra	.00	-11,712,533.26
08	16700	CIP	.00	6,506.50
08	19001	Due From Township	.00	10,000.00
TOTAL ASSETS			105,549.38	14,431,303.58
LIABILITIES				
08	20025	Accounts Payable Accrual	-160,000.00	-555,911.96
08	24600	Accrued Compensation Payable	.00	-.12
08	27976	Fund Balance Adjustment	.00	1,461.65
08	27977	Prior Period Adjustment	.00	58,991.55
08	29001	Due to Township	.00	-33,787.21
TOTAL LIABILITIES			-160,000.00	-529,246.09
FUND BALANCE				
08	18300	Estimated Revenue Control	.00	4,169,258.00
08	18500	Revenue Control	-340,942.82	-3,170,275.29
08	27998	Fund Balance Adjustment	.00	262,986.68
08	27999	Fund Balance	.00	-7,453,011.04
08	28100	Contributed Capital	.00	-7,852,909.10
08	28101	Accumulated Amortization	.00	1,622,510.00
08	29100	Encumbrance Control	-5,163.02	1,203,853.80
08	29200	Appropriation Control	.00	-4,499,889.95
08	29400	Expenditure Control	395,393.44	2,688,641.26
08	29600	Budgetary Fund Balance Control	.00	330,631.95
08	29700	Fund Bal Reser for Encumbrance	5,163.02	-1,203,853.80
TOTAL FUND BALANCE			54,450.62	-13,902,057.49
TOTAL LIABILITIES + FUND BALANCE			-105,549.38	-14,431,303.58

YTD BUDGET REVENUES
OCTOBER 2024

FOR 2024 10

ACCOUNTS FOR:	ORIGINAL ESTIM REV	REVISED EST REV	ACTUAL YTD REVENUE	ACTUAL MTD REVENUE	REMAINING REVENUE	PCT COLL
08 Sewer						
000 Undefined						
08000009 32821 FlatResRev	-333,858	-333,858	-333,718.00	-83,429.50	-140.00	100.0%
08000009 34101 IntChcRev	0	0	-145,478.97	-13,899.11	145,478.97	100.0%
08000009 35000 IntGovtRev	-60,000	-60,000	-52,243.89	-4,283.56	-7,756.11	87.1%
08000009 36252 WonPRev	0	0	17,908.78	17,908.78	-17,908.78	100.0%
08000009 36257 InWaDiPe	-400	-400	.00	.00	-400.00	.0%
08000009 36258 CertFee	-6,000	-6,000	-5,540.00	-740.00	-460.00	92.3%
08000009 36411 ConnTapRev	-447,000	-447,000	-76,790.00	-4,354.00	-370,210.00	17.2%
08000009 36413 PALFees	-4,000	-4,000	-7,721.01	-2,453.48	3,721.01	193.0%
08000009 36414 GrantAlloc	-27,000	-27,000	-32,263.08	.00	5,263.08	119.5%
08000009 37390 PortFeeOfR	0	0	-304.54	465.18	304.54	100.0%
08000009 37812 MetRev	-3,291,000	-3,291,000	-2,534,124.58	-250,157.13	-756,875.42	77.0%
TOTAL Undefined	-4,169,258	-4,169,258	-3,170,275.29	-340,942.82	-998,982.71	76.0%
TOTAL Sewer	-4,169,258	-4,169,258	-3,170,275.29	-340,942.82	-998,982.71	76.0%
TOTAL REVENUES	-4,169,258	-4,169,258	-3,170,275.29	-340,942.82	-998,982.71	

SOUTH WHITEHALL TOWNSHIP, PA



YTD BUDGET EXPENSES OCTOBER 2024

FOR 2024 10

ACCOUNTS	FOR:		ORIGINAL	REVISED	YTD EXPENDED	MTD EXPENDED	ENC/REQ	AVAILABLE	PCT
08	Sewer		APPROP	BUDGET				BUDGET	USED
431 Public Works - Authority									
08431001	40112	Wages	651,035	651,035	442,380.89	42,321.61	.00	208,653.69	68.0%
08431001	40172	HolidayPay	0	0	12,068.55	61.16	.00	-12,068.55	100.0%
08431001	40173	StandBy	9,000	9,000	6,468.00	955.50	.00	2,532.00	71.9%
08431001	40174	TrainPay	0	0	520.52	.00	.00	-520.52	100.0%
08431001	40177	Sick Pay	0	0	8,630.97	1,362.80	.00	-8,630.97	100.0%
08431001	40180	OT Pay	40,000	40,000	27,249.00	2,001.05	.00	12,751.00	68.1%
08431001	40184	AttendInc	11,900	11,900	5,292.50	.00	.00	6,607.50	44.5%
08431001	40188	PTO	0	0	44,127.14	3,236.05	.00	-44,127.14	100.0%
08431001	40192	FICAEmploy	53,553	53,553	44,797.91	4,028.17	.00	8,754.73	83.7%
08431001	40195	WorkComIns	27,600	27,600	23,000.00	2,300.00	.00	4,600.00	83.3%
08431001	40196	HealthIns	218,734	218,734	166,671.33	14,236.22	.00	52,062.65	76.2%
08431001	40197	Pension	145,239	145,239	145,238.95	145,238.95	.00	.00	100.0%
08431001	40198	Dental	7,762	7,762	5,206.71	460.65	.00	2,555.73	67.1%
08431001	40199	Life Ins	4,144	4,144	2,896.86	462.39	.00	1,246.91	69.9%
08431001	40221	BEREAV	0	0	248.66	.00	.00	-248.66	100.0%
08431001	40901	Thrift Sav	16,300	16,300	9,635.61	447.96	.00	6,664.39	59.1%
08431002	40196	HealthIns	0	0	44.65	.00	.00	-44.65	100.0%
08431002	40215	Postage	19,500	19,500	14,774.19	1,925.79	.00	4,725.81	75.8%
08431002	40230	Fuels	12,295	12,295	8,195.80	1,071.88	2,735.71	1,363.49	88.9%
08431002	40233	ManRis	7,000	7,000	6,950.00	2,000.00	.00	50.00	99.3%
08431002	40238	UnifCloth	1,300	1,300	200.00	.00	.00	1,100.00	15.4%
08431002	40240	GenGovMat	8,000	8,000	5,566.73	1,462.75	.00	2,433.27	69.6%
08431002	40260	SmToMiPurc	1,500	1,500	717.04	.00	.00	782.96	47.8%
08431002	40311	AccAudSrv	10,000	11,675	9,250.00	.00	1,425.00	1,000.00	91.4%
08431002	40313	EngSrv	65,000	65,000	9,287.48	.00	12,000.00	43,712.52	32.7%
08431002	40314	LgIServ	10,000	10,000	.00	.00	.00	10,000.00	.0%
08431002	40316	TestFees	15,000	15,000	.00	.00	.00	15,000.00	.0%
08431002	40321	TeleChrg	4,000	4,385	3,071.91	379.10	378.48	934.52	78.7%
08431002	40329	PaOneCall	4,000	4,000	.00	.00	.00	4,000.00	.0%
08431002	40334	FrExpChg	250	250	.00	.00	.00	250.00	.0%
08431002	40341	Advertis	2,500	2,500	.00	.00	.00	2,500.00	.0%
08431002	40342	Printing	10,000	10,303	5,923.28	528.78	2,927.86	1,451.84	85.9%
08431002	40361	Electric	2,700	2,802	1,491.66	100.35	1,135.29	175.26	93.7%
08431002	40365	DisCOA	2,036,200	2,370,598	1,350,379.48	160,096.69	1,096,787.33	-76,569.06	103.2%
08431002	40370	MainSerRep	10,000	10,000	1,528.00	.00	.00	8,472.00	15.3%
08431002	40378	INSOPEX	2,090	2,090	1,741.70	174.17	.00	348.30	83.3%
08431002	40384	VMEqRent	1,500	1,500	.00	.00	.00	1,500.00	.0%
08431002	40420	DueSubMem	300	300	.00	.00	.00	300.00	.0%
08431002	40440	LaunUnc1Sr	2,500	2,536	1,504.98	170.50	1,031.06	.00	100.0%
08431002	40450	ContrSrv	53,000	53,000	10,605.01	2,100.00	33,007.37	9,387.62	82.3%

YTD BUDGET EXPENSES
OCTOBER 2024

FOR 2024 10

ACCOUNTS FOR:	ORIGINAL APPROP	REVISED BUDGET	YTD EXPENDED	MTD EXPENDED	ENC/REQ	AVAILABLE BUDGET	PCT USED
08 Sewer							
08431002 40460 ContEduc	4,000	4,000	.00	.00	.00	4,000.00	.0%
08431002 40573 GenGovtExp	3,000	3,000	1,936.72	1,910.92	.00	1,063.28	64.6%
08431002 40914 LicenReim	450	450	120.00	.00	.00	330.00	26.7%
08431002 40965 OpeEXReimb	57,913	57,913	43,434.39	.00	.00	14,478.11	75.0%
08431002 45533 BadDebExp	50,000	50,000	.00	.00	.00	50,000.00	.0%
08431003 40322 I&IImprove	300,000	318,285	241,308.14	.00	.00	76,976.86	75.8%
08431003 40730 Buildings	1,000	1,000	.00	.00	.00	1,000.00	.0%
08431003 40740 SystemImp	250,000	264,442	26,576.50	6,360.00	52,425.70	185,440.00	29.9%
08431003 40760 MajMachEqu	0	0	-400.00	.00	.00	400.00	100.0%
TOTAL Public works - Authority	4,130,264	4,499,890	2,688,641.26	395,393.44	1,203,853.80	607,394.89	86.5%
TOTAL Sewer	4,130,264	4,499,890	2,688,641.26	395,393.44	1,203,853.80	607,394.89	86.5%
TOTAL EXPENSES	4,130,264	4,499,890	2,688,641.26	395,393.44	1,203,853.80	607,394.89	

Refuse/Recycling Fund

SOUTH WHITEHALL TOWNSHIP, PA



BALANCE SHEET FOR 2024 10

FUND: 09 Refuse/Recycling			NET CHANGE FOR PERIOD	ACCOUNT BALANCE
ASSETS				
09	10000	Refuse Fund Checking	439,429.54	818,008.49
09	14530	Accounts Receivable	.00	16,887.97
09	14533	Allowance for Bad Debts	.00	-174,015.56
09	14542	Penalties - Usage Fees	-7,882.34	41,385.32
09	14544	Refuse Recycling/Hauling Fees	426,540.88	908,480.40
09	16400	Machinery, Equip & Vehicle- FA	.00	15,000.00
09	16450	Accumulated Depreciation Machi	.00	-8,250.00
09	19999	Deferred Outflow - Pension	.00	148,488.00
TOTAL ASSETS			858,088.08	1,765,984.62
LIABILITIES				
09	20025	Accounts Payable Accrual	.00	-9,024.15
09	24600	Accrued Compensation Payable	.00	-32.96
09	25999	Net Pension Liability	.00	-234,580.00
09	29999	Deferred Inflow - Pension	.00	-61,552.00
TOTAL LIABILITIES			.00	-305,189.11
FUND BALANCE				
09	18300	Estimated Revenue Control	.00	5,022,240.00
09	18500	Revenue Control	-1,230,727.82	-5,033,964.53
09	27998	Fund Balance Adjustment	.00	334,121.06
09	27999	Fund Balance	.00	-1,026,887.61
09	29100	Encumbrance Control	-358,220.27	80,035.39
09	29200	Appropriation Control	.00	-4,752,414.06
09	29400	Expenditure Control	372,639.74	4,265,935.57
09	29600	Budgetary Fund Balance Control	.00	-269,825.94
09	29700	Fund Bal Reser for Encumbrance	358,220.27	-80,035.39
TOTAL FUND BALANCE			-858,088.08	-1,460,795.51
TOTAL LIABILITIES + FUND BALANCE			-858,088.08	-1,765,984.62

YTD BUDGET REVENUES
OCTOBER 2024

FOR 2024 10

ACCOUNTS FOR:	ORIGINAL ESTIM REV	REVISED EST REV	ACTUAL YTD REVENUE	ACTUAL MTD REVENUE	REMAINING REVENUE	PCT COLL
09 Refuse/Recycling						
426 Refuse Recycling						
09000009 36258 CertFee	-5,500	-5,500	-5,380.00	-720.00	-120.00	97.8%
09000009 36413 PALFees	-40,000	-40,000	-73,722.74	-1,426.96	33,722.74	184.3%
09000009 36430 SolWasRev	-4,800,000	-4,800,000	-4,936,410.00	-1,237,050.00	136,410.00	102.8%
09000009 36451 SaleOToter	-34,000	-34,000	-20,366.00	-1,393.00	-13,634.00	59.9%
09000009 36452 GrassStker	-2,000	-2,000	-1,114.00	-25.00	-886.00	55.7%
09000009 36453 BulkStker	-2,000	-2,000	-1,250.00	-200.00	-750.00	62.5%
09000009 36454 FreonStker	-8,500	-8,500	-1,170.00	-130.00	-7,330.00	13.8%
09000009 37390 PortFeeOfR	0	0	5,448.21	10,217.14	-5,448.21	100.0%
09016009 35400 GrantRev	-148,000	-148,000	.00	.00	-148,000.00	.0%
09016009 37399 GrOffRev	17,760	17,760	.00	.00	17,760.00	.0%
TOTAL Refuse Recycling	-5,022,240	-5,022,240	-5,033,964.53	-1,230,727.82	11,724.53	100.2%
TOTAL Refuse/Recycling	-5,022,240	-5,022,240	-5,033,964.53	-1,230,727.82	11,724.53	100.2%
TOTAL REVENUES	-5,022,240	-5,022,240	-5,033,964.53	-1,230,727.82	11,724.53	

SOUTH WHITEHALL TOWNSHIP, PA



YTD BUDGET EXPENSES OCTOBER 2024

FOR 2024 10

ACCOUNTS 09	FOR: Refuse/Recycling	ORIGINAL APPROP	REVISED BUDGET	YTD EXPENDED	MTD EXPENDED	ENC/REQ	AVAILABLE BUDGET	PCT USED	
426 Refuse Recycling									
09426001	40112	Wages	49,904	49,904	34,747.23	2,898.27	.00	15,156.51	69.6%
09426001	40113	SpAlloc	200,256	200,256	200,255.57	.00	.00	.00	100.0%
09426001	40172	HolidayPay	0	0	1,151.64	.00	.00	-1,151.64	100.0%
09426001	40177	Sick Pay	0	0	838.14	.00	.00	-838.14	100.0%
09426001	40180	OT Pay	500	500	.00	.00	.00	500.00	.0%
09426001	40184	AttendInc	1,250	1,250	.00	.00	.00	1,250.00	.0%
09426001	40188	PTO	0	0	3,864.37	959.69	.00	-3,864.37	100.0%
09426001	40192	FICAEmploy	3,818	3,818	3,025.00	279.95	.00	792.64	79.2%
09426001	40196	HealthIns	23,773	23,773	19,747.24	1,974.08	.00	4,025.26	83.1%
09426001	40198	Dental	1,100	1,100	848.10	84.81	.00	251.90	77.1%
09426001	40199	Life Dis	331	331	281.45	48.80	.00	50.01	84.9%
09426001	40901	Thrift Sav	2,000	2,000	2,000.00	.00	.00	.00	100.0%
09426002	40215	Postage	17,500	17,500	17,500.00	4,123.41	.00	.00	100.0%
09426002	40241	GenGovSup	15,000	15,000	13,699.46	2,749.92	1,300.54	.00	100.0%
09426002	40310	ProfSrv	202,000	202,000	42,540.00	7,090.00	28,360.00	131,100.00	35.1%
09426002	40314	LglServ	10,000	10,000	1,942.50	.00	.00	8,057.50	19.4%
09426002	40342	Printing	7,500	7,500	5,193.63	820.13	2,306.37	.00	100.0%
09426002	40347	RESEDU	3,000	3,000	.00	.00	.00	3,000.00	.0%
09426002	40365	DispFee	55,000	75,380	47,855.00	4,755.00	22,525.00	5,000.00	93.4%
09426002	40450	ContrServ	3,923,536	4,139,103	3,870,446.24	346,855.68	25,543.48	243,113.43	94.1%
TOTAL Refuse Recycling			4,516,467	4,752,414	4,265,935.57	372,639.74	80,035.39	406,443.10	91.4%
TOTAL Refuse/Recycling			4,516,467	4,752,414	4,265,935.57	372,639.74	80,035.39	406,443.10	91.4%
TOTAL EXPENSES			4,516,467	4,752,414	4,265,935.57	372,639.74	80,035.39	406,443.10	

Capital Reserve Fund

BALANCE SHEET FOR 2024 10

FUND: 30 Capital Reserve			NET CHANGE FOR PERIOD	ACCOUNT BALANCE
ASSETS				
30	10000	Capital Reserve Fund Checking	-49,150.17	1,823,820.22
30	19000	Interfund Transfer	.00	421,759.88
	TOTAL ASSETS		-49,150.17	2,245,580.10
LIABILITIES				
30	20025	Accounts Payable Accrual	.00	-70,747.37
30	29000	Interfund Transfer	.00	-289,625.00
30	29800	Deferred Rev.	.00	-42,372.23
	TOTAL LIABILITIES		.00	-402,744.60
FUND BALANCE				
30	18300	Estimated Revenue Control	.00	4,988,472.73
30	18500	Revenue Control	.00	-2,804,553.06
30	27998	Fund Balance Adjustment	.00	-6,651,974.56
30	27999	Fund Balance	.00	4,996,162.29
30	29100	Encumbrance Control	-347,040.18	1,679,602.29
30	29200	Appropriation Control	.00	-6,246,259.09
30	29400	Expenditure Control	49,150.17	2,617,529.83
30	29600	Budgetary Fund Balance Control	.00	1,257,786.36
30	29700	Fund Bal Reser for Encumbrance	347,040.18	-1,679,602.29
	TOTAL FUND BALANCE		49,150.17	-1,842,835.50
	TOTAL LIABILITIES + FUND BALANCE		49,150.17	-2,245,580.10

YTD BUDGET REVENUES
OCTOBER 2024

FOR 2024 10

ACCOUNTS FOR:	ORIGINAL ESTIM REV	REVISED EST REV	ACTUAL YTD REVENUE	ACTUAL MTD REVENUE	REMAINING REVENUE	PCT COLL
30 Capital Reserve						
000 Undefined						
30000009 35410 DCED Grant	0	-100,000	-100,000.00	.00	.00	100.0%
30000009 35416 PCCDGrant	-300,099	-300,099	.00	.00	-300,099.00	.0%
30000009 35417 SmRrTbGrnt	-100,000	-100,000	.00	.00	-100,000.00	.0%
30000009 35830 PvmtCstShr	0	0	-465,804.00	.00	465,804.00	100.0%
30000009 37871 OpenSpFun	-214,034	-214,034	.00	.00	-214,034.00	.0%
30000009 39000 IntFundTra	-2,672,625	-2,672,625	-1,299,137.50	.00	-1,373,487.23	48.6%
TOTAL Undefined	-3,286,758	-3,386,758	-1,864,941.50	.00	-1,521,816.23	55.1%

YTD BUDGET REVENUES
OCTOBER 2024

FOR 2024 10

ACCOUNTS FOR:	ORIGINAL ESTIM REV	REVISED EST REV	ACTUAL YTD REVENUE	ACTUAL MTD REVENUE	REMAINING REVENUE	PCT COLL
30 Capital Reserve						
430 Public Works - General Service						
30430009 35409 TIGERMGRNT	0	0	-151,815.00	.00	151,815.00	100.0%
30430009 35420 LeafGrant	-315,749	-315,749	.00	.00	-315,749.00	.0%
TOTAL Public Works - General serv	-315,749	-315,749	-151,815.00	.00	-163,934.00	48.1%

YTD BUDGET REVENUES
OCTOBER 2024

FOR 2024 10

ACCOUNTS FOR:	ORIGINAL ESTIM REV	REVISED EST REV	ACTUAL YTD REVENUE	ACTUAL MTD REVENUE	REMAINING REVENUE	PCT COLL
30 Capital Reserve						
451 Recreation Administration						
30451009 35407 JCTASAGrnt	-1,000,000	-1,000,000	-787,796.56	.00	-212,203.44	78.8%
30451009 35408 VistaPkGrt	-285,966	-285,966	.00	.00	-285,966.00	.0%
TOTAL Recreation Administration	-1,285,966	-1,285,966	-787,796.56	.00	-498,169.44	61.3%
TOTAL Capital Reserve	-4,888,473	-4,988,473	-2,804,553.06	.00	-2,183,919.67	56.2%
TOTAL REVENUES	-4,888,473	-4,988,473	-2,804,553.06	.00	-2,183,919.67	

YTD BUDGET EXPENSES
OCTOBER 2024

FOR 2024 10

ACCOUNTS FOR:	ORIGINAL APPROP	REVISED BUDGET	YTD EXPENDED	MTD EXPENDED	ENC/REQ	AVAILABLE BUDGET	PCT USED
30 Capital Reserve							
406 Administrative							
30406003 40733 CAMPRENOCA	0	40,540	.00	.00	40,540.00	.00	100.0%
TOTAL Administrative	0	40,540	.00	.00	40,540.00	.00	100.0%

YTD BUDGET EXPENSES
OCTOBER 2024

FOR 2024 10

ACCOUNTS FOR:	ORIGINAL APPROP	REVISED BUDGET	YTD EXPENDED	MTD EXPENDED	ENC/REQ	AVAILABLE BUDGET	PCT USED
30 Capital Reserve							
410 Police							
30410003 40260 SmToMiPurc	0	8,542	7,497.30	.00	1,044.90	.00	100.0%
30410003 40720 Vehicles	275,000	660,822	161,297.65	.00	310,835.27	188,688.73	71.4%
30410003 40760 MajMachEqu	0	0	-1,717.65	.00	.00	1,717.65	100.0%
30410003 40761 BWINCCamSy	1,073,705	915,568	466,904.00	.00	.00	448,663.77	51.0%
30410003 40797 WeapAmm	0	109,055	80,849.30	.00	28,174.70	31.30	100.0%
30410003 40801 PropImp	10,000	10,000	.00	.00	.00	10,000.00	.0%
TOTAL Police	1,358,705	1,703,987	714,830.60	.00	340,054.87	649,101.45	61.9%

YTD BUDGET EXPENSES
OCTOBER 2024

FOR 2024 10

ACCOUNTS FOR:	ORIGINAL APPROP	REVISED BUDGET	YTD EXPENDED	MTD EXPENDED	ENC/REQ	AVAILABLE BUDGET	PCT USED
30 Capital Reserve							
430 Public Works - General Service							
30430003 40434 TwpBldgSwk	294,125	294,125	37,510.59	1,369.97	209,827.50	46,786.71	84.1%
30430003 40450 ContrSrv	0	25,000	25,000.00	.00	.00	.00	100.0%
30430003 40610 StreetCont	1,026,569	1,026,569	664,323.37	4,162.67	.00	362,245.63	64.7%
30430003 40720 Vehicles	676,000	676,000	145,789.50	-2,100.00	484,401.09	45,809.41	93.2%
30430003 40760 MajMachEqu	0	162,462	162,461.92	.00	.00	.00	100.0%
30430003 40801 PropImp	150,000	150,000	429.00	429.00	45,950.00	103,621.00	30.9%
TOTAL Public works - General Serv	2,146,694	2,334,156	1,035,514.38	3,861.64	740,178.59	558,462.75	76.1%

YTD BUDGET EXPENSES
OCTOBER 2024

FOR 2024 10

ACCOUNTS FOR:	ORIGINAL APPROP	REVISED BUDGET	YTD EXPENDED	MTD EXPENDED	ENC/REQ	AVAILABLE BUDGET	PCT USED
30 Capital Reserve							
451 Recreation Administration							
30451003 40973 JC#3 DP	0	27,576	2,370.73	27,686.03	25,205.72	.00	100.0%
30451003 40975 RvrRdRlctn	315,000	315,000	76,545.06	.00	174,471.11	63,983.83	79.7%
30451003 40976 JCG41-45	1,325,000	1,325,000	788,269.06	17,602.50	359,152.00	177,578.94	86.6%
30451003 40984 VistasPark	500,000	500,000	.00	.00	.00	500,000.00	.0%
TOTAL Recreation Administration	2,140,000	2,167,576	867,184.85	45,288.53	558,828.83	741,562.77	65.8%
TOTAL Capital Reserve	5,645,399	6,246,259	2,617,529.83	49,150.17	1,679,602.29	1,949,126.97	68.8%
TOTAL EXPENSES	5,645,399	6,246,259	2,617,529.83	49,150.17	1,679,602.29	1,949,126.97	

State Highway Aid Fund

BALANCE SHEET FOR 2024 10

FUND: 35 State Highway Aid			NET CHANGE FOR PERIOD	ACCOUNT BALANCE
ASSETS				
35	10000	State Highway Aid Checking	-30,980.64	779,645.59
	TOTAL ASSETS		-30,980.64	779,645.59
LIABILITIES				
35	20025	Accounts Payable Accrual	.00	-25,662.59
	TOTAL LIABILITIES		.00	-25,662.59
FUND BALANCE				
35	18300	Estimated Revenue Control	.00	726,269.90
35	18500	Revenue Control	-718.15	-733,992.75
35	27998	Fund Balance Adjustment	.00	4,525.25
35	27999	Fund Balance	.00	-453,341.56
35	29100	Encumbrance Control	-31,698.79	390,363.58
35	29200	Appropriation Control	.00	-839,906.94
35	29400	Expenditure Control	31,698.79	428,826.06
35	29600	Budgetary Fund Balance Control	.00	113,637.04
35	29700	Fund Bal Reser for Encumbrance	31,698.79	-390,363.58
	TOTAL FUND BALANCE		30,980.64	-753,983.00
	TOTAL LIABILITIES + FUND BALANCE		30,980.64	-779,645.59

YTD BUDGET REVENUES
OCTOBER 2024

FOR 2024 10

ACCOUNTS FOR:	ORIGINAL ESTIM REV	REVISED EST REV	ACTUAL YTD REVENUE	ACTUAL MTD REVENUE	REMAINING REVENUE	PCT COLL
35 State Highway Aid						
000 Undefined						
35000009 34101 IntChecRev	-5,000	-5,000	-6,514.44	-718.15	1,514.44	130.3%
35010009 35400 GrantRev	-721,270	-721,270	-727,478.31	.00	6,208.41	100.9%
TOTAL Undefined	-726,270	-726,270	-733,992.75	-718.15	7,722.85	101.1%
TOTAL State Highway Aid	-726,270	-726,270	-733,992.75	-718.15	7,722.85	101.1%
TOTAL REVENUES	-726,270	-726,270	-733,992.75	-718.15	7,722.85	

YTD BUDGET EXPENSES
OCTOBER 2024

FOR 2024 10

ACCOUNTS FOR:	ORIGINAL APPROP	REVISED BUDGET	YTD EXPENDED	MTD EXPENDED	ENC/REQ	AVAILABLE BUDGET	PCT USED
35 State Highway Aid							
406 Administrative							
35406002 40376 strtLight	357,000	389,907	282,144.94	31,025.77	97,352.35	10,409.65	97.3%
TOTAL Administrative	357,000	389,907	282,144.94	31,025.77	97,352.35	10,409.65	97.3%

YTD BUDGET EXPENSES
OCTOBER 2024

FOR 2024 10

ACCOUNTS FOR:	ORIGINAL APPROP	REVISED BUDGET	YTD EXPENDED	MTD EXPENDED	ENC/REQ	AVAILABLE BUDGET	PCT USED
35 State Highway Aid							
430 Public Works - General Service							
35430002 40216 Salt	150,000	150,000	117,296.60	.00	32,703.40	.00	100.0%
35430002 40798 TraffMaint	50,000	50,000	34,116.17	673.02	15,883.83	.00	100.0%
35430003 40610 StreetCont	0	0	-4,731.65	.00	.00	4,731.65	100.0%
35430003 40720 Vehicles	250,000	250,000	.00	.00	244,424.00	5,576.00	97.8%
TOTAL Public Works - General Serv	450,000	450,000	146,681.12	673.02	293,011.23	10,307.65	97.7%
TOTAL State Highway Aid	807,000	839,907	428,826.06	31,698.79	390,363.58	20,717.30	97.5%
TOTAL EXPENSES	807,000	839,907	428,826.06	31,698.79	390,363.58	20,717.30	

EMA/EMS Fund

BALANCE SHEET FOR 2024 10

FUND: 45 EMA/EMS			NET CHANGE FOR PERIOD	ACCOUNT BALANCE
ASSETS				
	45	10000 Checking	.00	50,100.00
		TOTAL ASSETS	.00	50,100.00
FUND BALANCE				
	45	27999 Fund Balance	.00	-50,100.00
		TOTAL FUND BALANCE	.00	-50,100.00
		TOTAL LIABILITIES + FUND BALANCE	.00	-50,100.00

Fiscal Stability Fund

BALANCE SHEET FOR 2024 10

FUND: 50 Fiscal Stability Fund			NET CHANGE FOR PERIOD	ACCOUNT BALANCE
ASSETS				
50	10130	MONEY MARKET (UNIVEST)	43,053.30	10,209,188.31
		TOTAL ASSETS	43,053.30	10,209,188.31
LIABILITIES				
50	29000	Interfund Transfer	.00	-3,000,000.00
		TOTAL LIABILITIES	.00	-3,000,000.00
FUND BALANCE				
50	18500	Revenue Control	-43,053.30	-410,292.11
50	27998	Fund Balance Adjustment	.00	2,875.83
50	27999	Fund Balance	.00	-6,801,797.03
50	29400	Expenditure Control	.00	25.00
		TOTAL FUND BALANCE	-43,053.30	-7,209,188.31
		TOTAL LIABILITIES + FUND BALANCE	-43,053.30	-10,209,188.31

** END OF REPORT - Generated by Kristin Blahnik **