

**TOWNSHIP OF SOUTH WHITEHALL**  
**LEHIGH COUNTY, PENNSYLVANIA**

**PUBLIC SAFETY COMMISSION**

**PUBLIC MEETING**

**MINUTES**

**August 5, 2024**

A Public Meeting of the South Whitehall Township Public Safety Commission was held on the above date in the Township Municipal Building located at 4444 Walbert Avenue, Allentown, Lehigh County, Pennsylvania.

**Members attending were:**

Thomas Yezerski, Chairman  
Richard Snyder, Vice Chairman  
Steve Brown, Interim Chief, Police Department  
Andrew Garger, Chief, Greenawalds Fire Department  
Jeff Kelly, Emergency Management Coordinator  
Brian Neas, Chief, Tri-Clover Fire Company  
Chris Peischl, At Large Member  
Barry Search, Chief, Woodlawn Fire Department  
Michael Smith, At Large Member

**Board of Commissioner Members attending were:**

Monica Hodges  
Diane Kelly

**Others attending were:**

Carrie Frey, Director of Operations, Cetronia Ambulance Corps

**Township Staff attending were:**

Herb Bender, Director of Township Operations  
John Frantz, Fire Marshal  
Jason Grozier, Sergeant, Police Department  
Thomas Petrucci, Township Manager

**AGENDA ITEM #1 - CALL TO ORDER**

The meeting was called to order at 7:08 p.m.

## **AGENDA ITEM #2 - APPROVAL OF MINUTES**

The minutes of July 1, 2024 were approved as submitted.

## **AGENDA ITEM #3 - OLD BUSINESS**

None.

## **AGENDA ITEM #4 – COURTESY OF THE FLOOR**

None.

## **AGENDA ITEM #5 - NEW BUSINESS**

### **A. Commissioner's Report**

None.

### **B. Fire Companies Report**

Chief Garger submitted the response report via email for Greenawalds for the month of July 2024. It is included as an attachment to these minutes. Greenawalds responded to seventy-one calls for the month of July 2024.

The fire departments have been busy visiting youth camps and have hosted EMS personnel for vehicle rescue training.

Chief Neas submitted the response reports via email for Tri-Clover for the month of July 2024 and year-to-date 2024. They are included as attachments to these minutes. Tri-Clover responded to twenty-seven calls for the month of July 2024 and two-hundred and twenty-two calls year-to-date 2024.

Chief Search submitted the response report for Woodlawn for the month of July 2024. It is included as an attachment to these minutes. Woodlawn responded to eighty-three calls for the month of July 2024.

### **C. Emergency Management Team Report**

Coordinator Kelly submitted the Emergency Management report via email for the month of July 2024. It is included as an attachment to these minutes.

County EMA Coordinators have been advised that the Lehigh Valley may see more visits of VIP's related to the upcoming presidential election.

Cetronia Ambulance and South Whitehall Public Works both assisted during the twelve-hour power outage at the Cedarbrook and Cedar View buildings. Wegmans also provided cases of water during the event.

The onboarding process is progressing for the D4H Emergency Management software.

CERT training will be held September 24, 2024 to November 3, 2024 at the Joint Operation Center.

#### **D. Police Report**

Sergeant Grozier submitted the police report for the month of July 2024. It is included as an attachment to the minutes. The Police responded to one thousand, four-hundred and eighty-nine calls, had ninety-six reported crimes, made forty-nine arrests, and issued one hundred and ninety-three citations and three-hundred and ninety-two warnings for the month of July 2024.

Interim Chief Brown indicated that the police have hired a patrol officer formerly with the Philadelphia Police Department.

The National Night Out event scheduled for August 6, 2024 is being postponed due to anticipated severe weather.

#### **E. Emergency Medical Services Report**

Director Frey submitted the response report for Cetronia Ambulance for the month of July 2024. It is included as an attachment to the minutes. Cetronia responded to three-hundred and forty-seven calls for the month of July 2024. Five of those calls were handled by mutual aid providers.

#### **F. Parkland School District Report**

None.

#### **G. Member Concerns**

Vice-Chairman Snyder indicated that he has witnessed many acts of aggressive driving at the intersection of Hamilton Boulevard and Lincoln Avenue and inquired if there is anything we can do about that intersection.

Interim Chief Brown indicated that the police can provide for enforcement when they are present during high-traffic days for Dorney Park. Outside of those days, resources can be directed to the area if not busy on other assignments in the township.

## **H. Public Works Concerns**

Director Bender indicated that road milling is underway on the south side of the township. Paving has been completed in Bridgeview Terrace. Paving crews will next head to the Woodlawn/Grandlawn area and then the south side.

Chief Garger inquired if the township uses reflective white paint on the painted roadway lines.

Director Bender indicated that water base, non-reflective paint is used. The lines are repainted on three-year intervals.

## **I. Township Community Events**

Cetronia Fire Company will be holding its 100<sup>th</sup> anniversary on Saturday August 24, 2024.

The Family Safety Day will be held on Saturday September 14, 2024.

The Township Festival will be held on Saturday September 28, 2024.

## **J. Subdivision Review**

### **1. 81 South Cedar Crest Boulevard, Major Plan 2023-107**

#### **a. Fire Marshal Review**

An additional fire hydrant is needed to satisfy the SALDO requirements. Turning radius through the bulb of the cul-de-sac should be shown.

#### **b. Fire Company Review**

Commissioner Peischl commented that a fire hydrant should be provided near the center of the roadway between the intersection of Cedar Crest Boulevard and the bulb of the cul-

de-sac. He also indicated that sidewalks should be provided along Cedar Crest Boulevard.

Vice Chairman Snyder commented that a bicycle lane should be provided along Cedar Crest Boulevard.

Chief Garger commented that parking should be restricted in the bulb of the cul-de-sac in order to maintain apparatus turning radius clearances.

c. Emergency Management Review

Coordinator Kelly commented that the entrance to the street from Cedar Crest Boulevard should be a right turn in/right turn out configuration.

d. Police Review

No comments.

e. Emergency Medical Services Review

No comments.

f. Parkland School District Review

No comments.

g. Motion for Recommendation

A motion to recommend the following comments to the plan was made by Coordinator Kelly and seconded by Chief Garger. The motion passed unanimously.

Fire apparatus turning radius should be shown at the end of the cul-de-sac.

Street parking in the cul-de-sac should not interfere with the turning radius clearance.

Fire hydrants should be provided added on the south side of the proposed road, between lots eight and nine and at the intersection of Cedar Crest Boulevard and the proposed road.

Sidewalks should be added on Cedar Crest Boulevard along the subdivision frontage.

A bicycle lane should be added on Cedar Crest Boulevard along the subdivision frontage.

The intersection of Cedar Crest Boulevard and the proposed road should comply with the clear sight distance requirements.

## **2. Tilghman Holdings Coordinated Land Development, Major Plan 2024-102**

### **a. Fire Marshal Review**

Fire apparatus turning radius should be shown on the plan.

### **b. Fire Company Review**

Fire apparatus turning radius should be shown on the plan.

### **c. Emergency Management Review**

Sidewalks should be added on Tilghman Street along the subdivision frontage.

### **d. Police Review**

None.

### **e. Emergency Medical Services Review**

None.

### **f. Parkland School District Review**

None.

### **g. Motion for Recommendation**

A motion to recommend the following comments to the plan was made by Commissioner Peischl and seconded by Vice Chairman Snyder. The motion passed unanimously.

Fire apparatus turning radius should be shown on the plan.

Sidewalks should be added on Tilghman Street along the subdivision frontage.

#### **K. Address Assignments**

None.

#### **L. Review of Public Safety Commission Bylaws**

Manager Petrucci presented the proposed changes to the Public Safety Commission bylaws that were discussed at the July 2024 meeting.

Article V, Section 1 is proposed to be revised as follows.

The P.S.C. shall consist of twelve (12) members. The P.S.C. shall be made up of eight (8) permanent members and four (4) members appointed at large by the Board of Commissioners. The permanent members shall be: the Chief of each of the four (4) fire companies serving the Township; the Chief Executive Officer of the Ambulance Corps serving the Township; the Township Chief of Police; the Emergency Management Director; and the Superintendent of Parkland School District. The Superintendent of Parkland School District shall not have the right to vote on any agenda topics, items and matters before the Public Safety Commission but shall have the right to participate in all discussions on any agenda topics, items and matters.

After consulting with Community Development Department staff, it was decided that changes would not be made to Article IV, Section 3(a). This section requires recommendations to be adopted by at least a 51% vote. All comments made on a plan will be provided to staff with the recommendations memorialized in one motion.

Commissioner Peischl commented that the term for members be increased to four-year terms. A motion was made by Commissioner Peischl and seconded by Chief Garger to make this change. This motion was approved unanimously.

A motion was made to incorporate all of the above-mentioned changes to the bylaws was made by Commissioner Peischl and seconded by Vice Chairman Snyder. This motion was approved unanimously.

Chairman Yezerki inquired as to if these changes would need to be re-reviewed by the Commission.

Manager Petrucci indicated that the Commission would not need to re-review them, the Board of Commissioners would make that determination.

**AGENDA ITEM #6 - ADJOURNMENT**

The meeting was adjourned at 7:50 p.m.

ADOPTED THIS DATE:

ATTEST:

\_\_\_\_\_  
Secretary

\_\_\_\_\_  
Chairman



# Greenawalds Fire Company

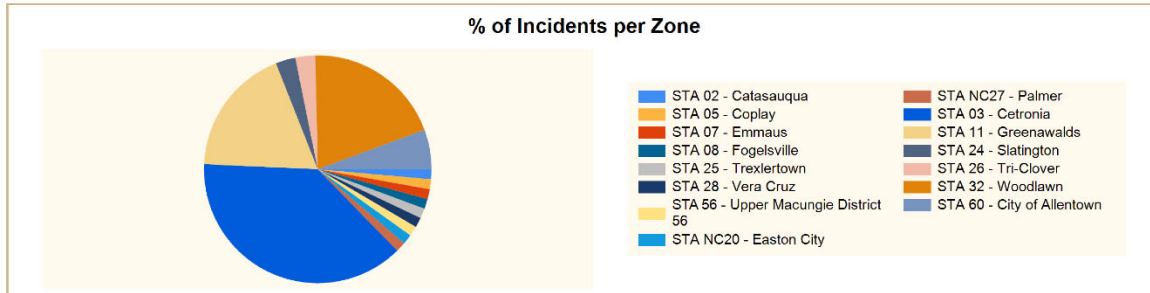
Allentown, PA

This report was generated on 8/5/2024 5:00:52 PM




## Count of Incidents by Incident Type per Zone

Incident Status: All | Start Date: 07/01/2024 | End Date: 07/31/2024



INCIDENT TYPE	# INCIDENTS	% of TOTAL
<b>STA 02 - Catasauqua</b>		
745 - Alarm system activation, no fire - unintentional	1	1.41%
Zone: STA 02 - Catasauqua Total Incident:		
	1	1.41%
<b>STA 03 - Cetronia</b>		
111 - Building fire	2	2.82%
150 - Outside rubbish fire, other	1	1.41%
352 - Extrication of victim(s) from vehicle	1	1.41%
400 - Hazardous condition, other	1	1.41%
412 - Gas leak (natural gas or LPG)	1	1.41%
551 - Assist police or other governmental agency	4	5.63%
745 - Alarm system activation, no fire - unintentional	17	23.94%
Zone: STA 03 - Cetronia Total Incident:		
	27	38.03%
<b>STA 05 - Coplay</b>		
111 - Building fire	1	1.41%
Zone: STA 05 - Coplay Total Incident:		
	1	1.41%
<b>STA 07 - Emmaus</b>		
341 - Search for person on land	1	1.41%
Zone: STA 07 - Emmaus Total Incident:		
	1	1.41%
<b>STA 08 - Fogelsville</b>		
111 - Building fire	1	1.41%
Zone: STA 08 - Fogelsville Total Incident:		
	1	1.41%
<b>STA 11 - Greenawalds</b>		
142 - Brush or brush-and-grass mixture fire	2	2.82%
311 - Medical assist, assist EMS crew	1	1.41%
321 - EMS call, excluding vehicle accident with injury	3	4.23%
352 - Extrication of victim(s) from vehicle	1	1.41%
400 - Hazardous condition, other	1	1.41%

Report shows count of incidents for Status selected.



411 - Gasoline or other flammable liquid spill	1	1.41%
551 - Assist police or other governmental agency	1	1.41%
553 - Public service	1	1.41%
571 - Cover assignment, standby, moveup	1	1.41%
622 - No incident found on arrival at dispatch address	1	1.41%
Zone: STA 11 - Greenawalds Total Incident:	13	18.31%
<b>STA 24 - Slatington</b>		
111 - Building fire	1	1.41%
745 - Alarm system activation, no fire - unintentional	1	1.41%
Zone: STA 24 - Slatington Total Incident:	2	2.82%
<b>STA 25 - Trexlertown</b>		
111 - Building fire	1	1.41%
Zone: STA 25 - Trexlertown Total Incident:	1	1.41%
<b>STA 26 - Tri-Clover</b>		
444 - Power line down	1	1.41%
745 - Alarm system activation, no fire - unintentional	1	1.41%
Zone: STA 26 - Tri-Clover Total Incident:	2	2.82%
<b>STA 28 - Vera Cruz</b>		
111 - Building fire	1	1.41%
Zone: STA 28 - Vera Cruz Total Incident:	1	1.41%
<b>STA 32 - Woodlawn</b>		
111 - Building fire	2	2.82%
142 - Brush or brush-and-grass mixture fire	1	1.41%
200 - Overpressure rupture, explosion, overheat other	1	1.41%
444 - Power line down	1	1.41%
651 - Smoke scare, odor of smoke	1	1.41%
652 - Steam, vapor, fog or dust thought to be smoke	1	1.41%
653 - Smoke from barbecue, tar kettle	1	1.41%
745 - Alarm system activation, no fire - unintentional	6	8.45%
Zone: STA 32 - Woodlawn Total Incident:	14	19.72%
<b>STA 56 - Upper Macungie District 56</b>		
111 - Building fire	1	1.41%
Zone: STA 56 - Upper Macungie District 56 Total Incident:	1	1.41%
<b>STA 60 - City of Allentown</b>		
111 - Building fire	1	1.41%
424 - Carbon monoxide incident	1	1.41%
571 - Cover assignment, standby, moveup	2	2.82%
Zone: STA 60 - City of Allentown Total Incident:	4	5.63%
<b>STA NC20 - Easton City</b>		
111 - Building fire	1	1.41%
Zone: STA NC20 - Easton City Total Incident:	1	1.41%

Report shows count of incidents for Status selected.

INCIDENT TYPE	# INCIDENTS	% of TOTAL
<b>STA NC27 - Palmer</b>		
571 - Cover assignment, standby, moveup	1	1.41%
Zone: STA NC27 - Palmer Total Incident:	1	1.41%
<b>TOTAL INCIDENTS FOR ALL ZONES:</b>	<b>71</b>	<b>100%</b>

Report shows count of incidents for Status selected.

# Greenawalds Fire Company

Allentown, PA

This report was generated on 8/5/2024 5:05:38 PM



## Average Number of Responding Personnel per Incident Type for Date Range

StartDate: 07/01/2024 | EndDate: 07/31/2024

INCIDENT TYPE	AVG. # PERSONNEL
111 - Building fire	10
142 - Brush or brush-and-grass mixture fire	7
150 - Outside rubbish fire, other	10
200 - Overpressure rupture, explosion, overheat other	3
321 - EMS call, excluding vehicle accident with injury	5
341 - Search for person on land	13
352 - Extrication of victim(s) from vehicle	10
400 - Hazardous condition, other	13
411 - Gasoline or other flammable liquid spill	5
412 - Gas leak (natural gas or LPG)	4
424 - Carbon monoxide incident	10
444 - Power line down	7
551 - Assist police or other governmental agency	5
553 - Public service	5
571 - Cover assignment, standby, moveup	14
622 - No incident found on arrival at dispatch address	9
651 - Smoke scare, odor of smoke	5
652 - Steam, vapor, fog or dust thought to be smoke	18
653 - Smoke from barbecue, tar kettle	11
745 - Alarm system activation, no fire - unintentional	6

Reviewed Incidents only.

EMERGENCY REPORTING  
emergencyreporting.com  
Doc id: 1143  
Page # 1 of 1

# Greenawalds Fire Company

Allentown, PA

This report was generated on 8/5/2024 5:06:31 PM



## Average Turnout Time (Dispatch to Enroute) per Apparatus for Date Range

Start Date: 07/01/2024 | End Date: 07/31/2024

APPARATUS	TURNOUT TIME (min) (Dispatch to Enroute)
11POV	0:02
AC11	0:26
B11	0:09
B11-1	0:34
B11-2	0:06
C11	0:07
CAP11	0:08
DC11	0:08
E11	2:52
FPL11	2:08
LT11	0:00
R11	1:51
RE11	3:07
TA11	2:41
U11	0:17
U11-1	0:06
<b>AVERAGE TURNOUT TIME:</b>	<b>0:55</b>

Report calculates the average time difference between DISPATCH and ENROUTE for each apparatus. Only Incidents where ENROUTE time is provided are included. "Cancelled Apparatus" Times Are included in the calculation of this Report.

**EMERGENCY REPORTING**  
emergencyreporting.com  
Doc Id: 681  
Page # 1 of 1

# Greenawalds Fire Company

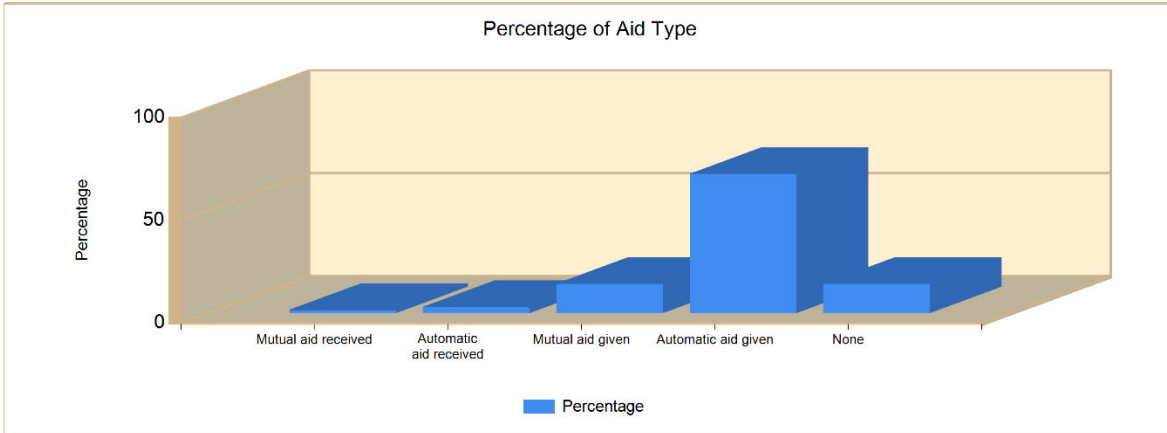
Allentown, PA

This report was generated on 8/5/2024 5:04:38 PM



## Count of Aid Given and Received for Incidents for Date Range

Start Date: 07/01/2024 | End Date: 07/31/2024



AID TYPE	TOTAL	% of TOTAL
Mutual aid received	1	1.4%
Automatic aid received	2	2.8%
Mutual aid given	10	14.1%
Automatic aid given	48	67.6%
None	10	14.1%

Only REVIEWED incidents included

emergencyreporting.com  
Doc Id: 549  
Page # 1 of 1

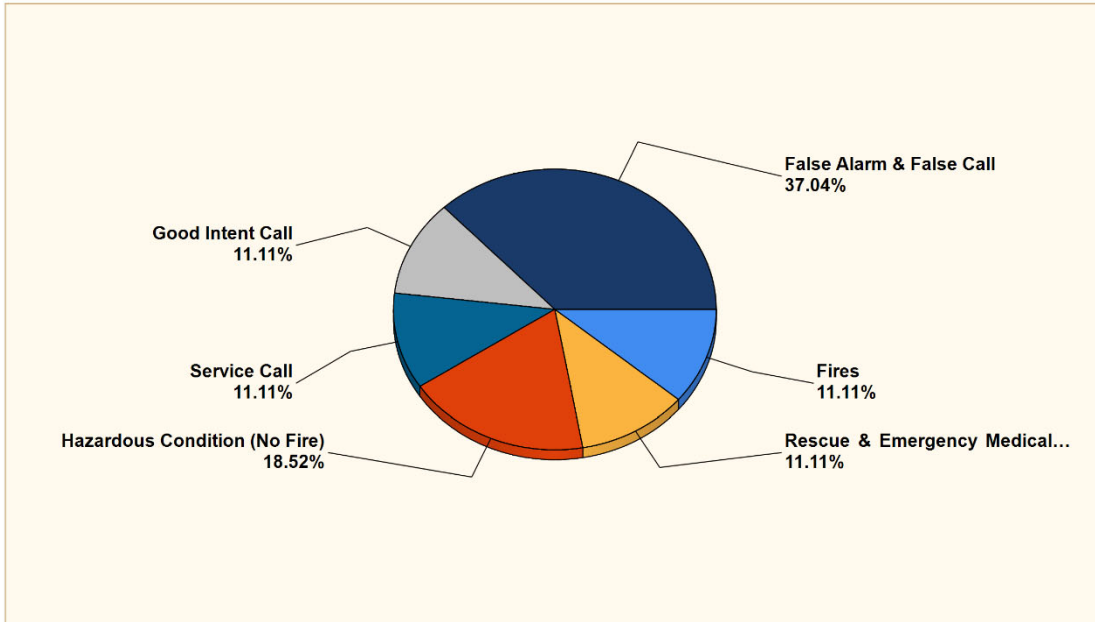
# Tri Clover Fire Company

Orefield, PA

This report was generated on 8/5/2024 3:23:01 PM

## Breakdown by Major Incident Types for Date Range

Zone(s): All Zones | Start Date: 07/01/2024 | End Date: 07/31/2024

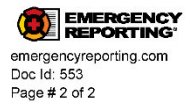


MAJOR INCIDENT TYPE	# INCIDENTS	% of TOTAL
Fires	3	11.11%
Rescue & Emergency Medical Service	3	11.11%
Hazardous Condition (No Fire)	5	18.52%
Service Call	3	11.11%
Good Intent Call	3	11.11%
False Alarm & False Call	10	37.04%
<b>TOTAL</b>	<b>27</b>	<b>100%</b>

Only REVIEWED and/or LOCKED IMPORTED incidents are included. Summary results for a major incident type are not displayed if the count is zero.

Detailed Breakdown by Incident Type		
INCIDENT TYPE	# INCIDENTS	% of TOTAL
118 - Trash or rubbish fire, contained	2	7.41%
151 - Outside rubbish, trash or waste fire	1	3.7%
311 - Medical assist, assist EMS crew	1	3.7%
350 - Extrication, rescue, other	1	3.7%
381 - Rescue or EMS standby	1	3.7%
440 - Electrical wiring/equipment problem, other	1	3.7%
444 - Power line down	1	3.7%
463 - Vehicle accident, general cleanup	3	11.11%
551 - Assist police or other governmental agency	1	3.7%
561 - Unauthorized burning	1	3.7%
571 - Cover assignment, standby, moveup	1	3.7%
631 - Authorized controlled burning	3	11.11%
733 - Smoke detector activation due to malfunction	1	3.7%
743 - Smoke detector activation, no fire - unintentional	7	25.93%
745 - Alarm system activation, no fire - unintentional	2	7.41%
<b>TOTAL INCIDENTS:</b>	<b>27</b>	<b>100%</b>

Only REVIEWED and/or LOCKED IMPORTED incidents are included. Summary results for a major incident type are not displayed if the count is zero.





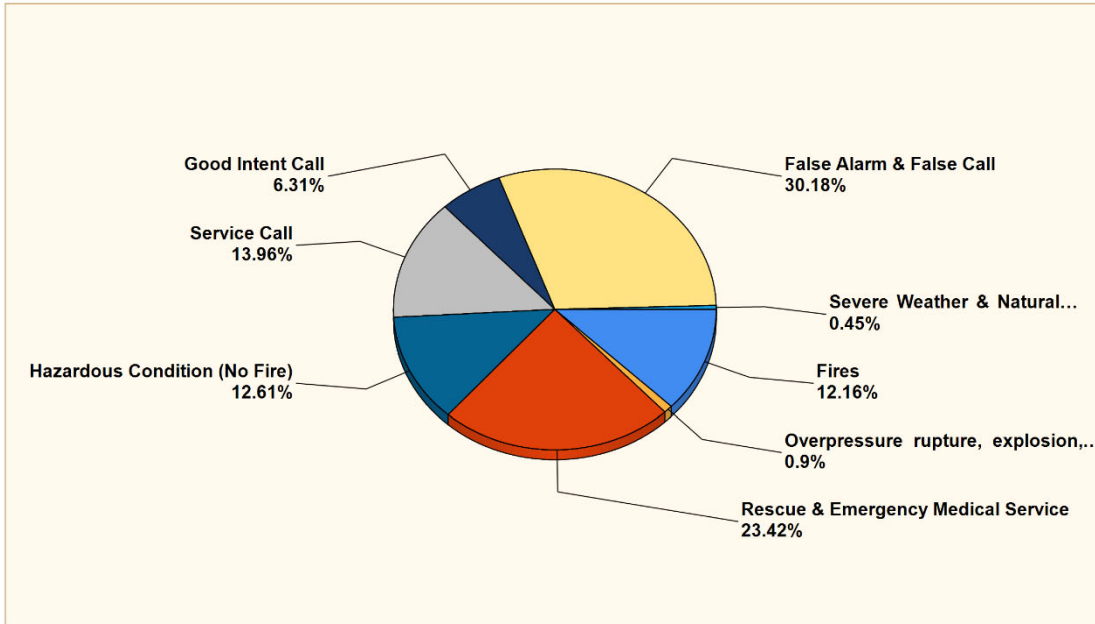
# Tri Clover Fire Company

Orefield, PA

This report was generated on 8/5/2024 3:23:33 PM

## Breakdown by Major Incident Types for Date Range

Zone(s): All Zones | Start Date: 01/01/2024 | End Date: 12/31/2024



MAJOR INCIDENT TYPE	# INCIDENTS	% of TOTAL
Fires	27	12.16%
Overpressure rupture, explosion, overhear - no fire	2	0.9%
Rescue & Emergency Medical Service	52	23.42%
Hazardous Condition (No Fire)	28	12.61%
Service Call	31	13.96%
Good Intent Call	14	6.31%
False Alarm & False Call	67	30.18%
Severe Weather & Natural Disaster	1	0.45%
<b>TOTAL</b>	<b>222</b>	<b>100%</b>

Only REVIEWED and/or LOCKED IMPORTED incidents are included. Summary results for a major incident type are not displayed if the count is zero.

Detailed Breakdown by Incident Type		
INCIDENT TYPE	# INCIDENTS	% of TOTAL
111 - Building fire	16	7.21%
116 - Fuel burner/boiler malfunction, fire confined	1	0.45%
118 - Trash or rubbish fire, contained	2	0.9%
131 - Passenger vehicle fire	2	0.9%
132 - Road freight or transport vehicle fire	1	0.45%
142 - Brush or brush-and-grass mixture fire	2	0.9%
150 - Outside rubbish fire, other	1	0.45%
151 - Outside rubbish, trash or waste fire	1	0.45%
161 - Outside storage fire	1	0.45%
200 - Overpressure rupture, explosion, overheat other	1	0.45%
221 - Overpressure rupture of air or gas pipe/pipeline	1	0.45%
311 - Medical assist, assist EMS crew	13	5.86%
321 - EMS call, excluding vehicle accident with injury	16	7.21%
322 - Motor vehicle accident with injuries	14	6.31%
323 - Motor vehicle/pedestrian accident (MV Ped)	1	0.45%
324 - Motor vehicle accident with no injuries.	1	0.45%
350 - Extrication, rescue, other	4	1.8%
352 - Extrication of victim(s) from vehicle	2	0.9%
381 - Rescue or EMS standby	1	0.45%
440 - Electrical wiring/equipment problem, other	3	1.35%
442 - Overheated motor	1	0.45%
444 - Power line down	5	2.25%
445 - Arcing, shorted electrical equipment	5	2.25%
461 - Building or structure weakened or collapsed	1	0.45%
463 - Vehicle accident, general cleanup	13	5.86%
520 - Water problem, other	1	0.45%
521 - Water evacuation	3	1.35%
542 - Animal rescue	1	0.45%
550 - Public service assistance, other	1	0.45%
551 - Assist police or other governmental agency	16	7.21%
553 - Public service	4	1.8%
554 - Assist invalid	1	0.45%
561 - Unauthorized burning	2	0.9%
571 - Cover assignment, standby, moveup	2	0.9%
600 - Good intent call, other	1	0.45%
611 - Dispatched & cancelled en route	5	2.25%
622 - No incident found on arrival at dispatch address	1	0.45%
631 - Authorized controlled burning	4	1.8%
651 - Smoke scare, odor of smoke	1	0.45%
653 - Smoke from barbecue, tar kettle	1	0.45%
671 - HazMat release investigation w/no HazMat	1	0.45%
733 - Smoke detector activation due to malfunction	9	4.05%
735 - Alarm system sounded due to malfunction	9	4.05%
743 - Smoke detector activation, no fire - unintentional	27	12.16%
744 - Detector activation, no fire - unintentional	3	1.35%
745 - Alarm system activation, no fire - unintentional	18	8.11%
746 - Carbon monoxide detector activation, no CO	1	0.45%
800 - Severe weather or natural disaster, other	1	0.45%
<b>TOTAL INCIDENTS:</b>	<b>222</b>	<b>100%</b>

Only REVIEWED and/or LOCKED IMPORTED incidents are included. Summary results for a major incident type are not displayed if the count is zero.

# Woodlawn Fire Department

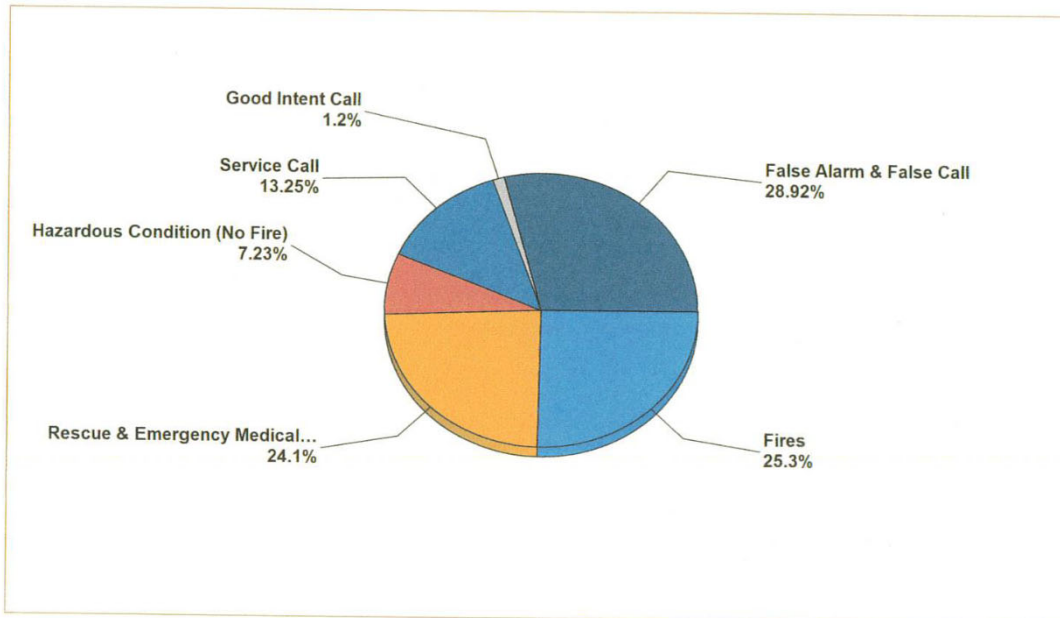
Allentown, PA

This report was generated on 8/5/2024 3:04:53 PM



## Breakdown by Major Incident Types for Date Range

Zone(s): All Zones | Start Date: 07/01/2024 | End Date: 07/31/2024



MAJOR INCIDENT TYPE	# INCIDENTS	% of TOTAL
Fires	21	25.3%
Rescue & Emergency Medical Service	20	24.1%
Hazardous Condition (No Fire)	6	7.23%
Service Call	11	13.25%
Good Intent Call	1	1.2%
False Alarm & False Call	24	28.92%
<b>TOTAL</b>	<b>83</b>	<b>100%</b>

Only REVIEWED and/or LOCKED IMPORTED incidents are included. Summary results for a major incident type are not displayed if the count is zero.



Detailed Breakdown by Incident Type		
INCIDENT TYPE	# INCIDENTS	% of TOTAL
111 - Building fire	12	14.46%
113 - Cooking fire, confined to container	1	1.2%
118 - Trash or rubbish fire, contained	1	1.2%
131 - Passenger vehicle fire	2	2.41%
132 - Road freight or transport vehicle fire	1	1.2%
140 - Natural vegetation fire, other	1	1.2%
142 - Brush or brush-and-grass mixture fire	1	1.2%
151 - Outside rubbish, trash or waste fire	2	2.41%
311 - Medical assist, assist EMS crew	3	3.61%
321 - EMS call, excluding vehicle accident with injury	11	13.25%
322 - Motor vehicle accident with injuries	4	4.82%
350 - Extrication, rescue, other	1	1.2%
352 - Extrication of victim(s) from vehicle	1	1.2%
400 - Hazardous condition, other	1	1.2%
413 - Oil or other combustible liquid spill	1	1.2%
421 - Chemical hazard (no spill or leak)	1	1.2%
440 - Electrical wiring/equipment problem, other	1	1.2%
444 - Power line down	1	1.2%
463 - Vehicle accident, general cleanup	1	1.2%
522 - Water or steam leak	1	1.2%
550 - Public service assistance, other	1	1.2%
551 - Assist police or other governmental agency	7	8.43%
554 - Assist invalid	2	2.41%
651 - Smoke scare, odor of smoke	1	1.2%
733 - Smoke detector activation due to malfunction	1	1.2%
735 - Alarm system sounded due to malfunction	3	3.61%
743 - Smoke detector activation, no fire - unintentional	1	1.2%
744 - Detector activation, no fire - unintentional	7	8.43%
745 - Alarm system activation, no fire - unintentional	12	14.46%
<b>TOTAL INCIDENTS:</b>	<b>83</b>	<b>100%</b>

Location Breakdown	Members	SWT
District	Calls Responding	Calls
Cetronia - District 3	31	13
Tri-Clover - District 26	1	6
Woodlawn - District 32	41	12
Greenawalds - District 11	3	11
Emmaus - District 7	1	18
Allentown - District 60	2	19
Bethlehem - 99	1	14
Northampton County - 99	2	7
Vera Cruz - District 28	1	6
<b>Grand Total</b>	<b>83</b>	<b>75</b>

Only REVIEWED and/or LOCKED IMPORTED incidents are included. Summary results for a major incident type are not displayed if the count is zero.



**SOUTH WHITEHALL TOWNSHIP POLICE DEPARTMENT  
JULY 2024 DEPARTMENTAL STATISTICS**

<b>JULY</b>	<b>2024</b>	<b>2023</b>	<b>+/-</b>	<b>%</b>	
Reports	1489	1179	310	26%	↑
Criminal Offenses	96	99	-3	-3%	↓
Arrests & CJP	49	34	15	44%	↑
Citations	193	102	91	89%	↑
Warnings	392	149	243	163%	↑



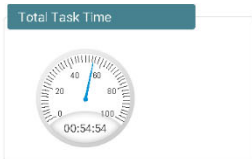

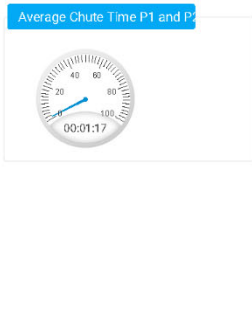
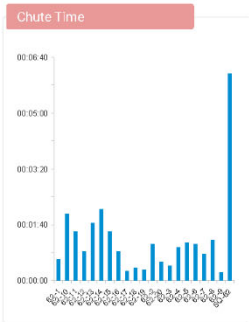
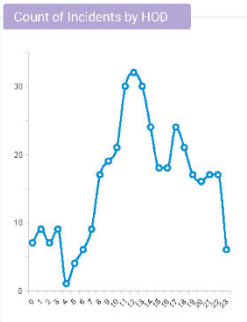
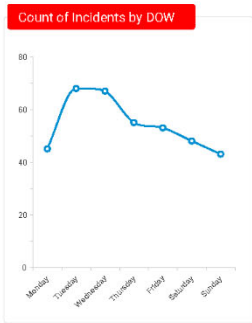
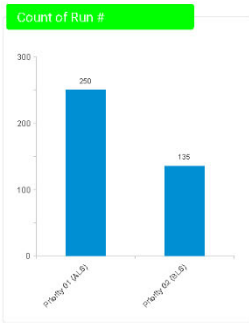
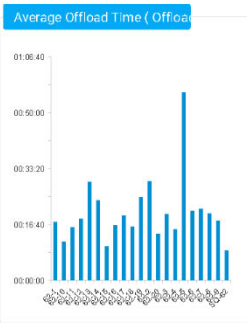
<b>YTD</b>	<b>2024</b>	<b>2023</b>	<b>+/-</b>	<b>%</b>	
Reports	8911	9005	-94	-1%	↓
Criminal Offenses	628	668	-40	-6%	↓
Arrests & CJP	275	268	7	3%	↑
Citations	904	962	-58	-6%	↓
Warnings	1761	1832	-71	-4%	↓

<b>JULY 3 Yr. Avg.</b>	<b>2024</b>	<b>2023</b>	<b>2022</b>	<b>3 Year Avg.</b>	<b>2023 Diff</b>	<b>%</b>	
Reports	1489	1179	1187	1285.00	204.00	16%	↑
Criminal Offenses	96	99	117	104.00	-8.00	-8%	↓
Arrests & CJP	49	34	53	45.33	3.67	8%	↑
Citations	193	102	81	125.33	67.67	54%	↑
Warnings	392	149	120	220.33	171.67	78%	↑

<b>YTD 3 Year Avg.</b>	<b>2024</b>	<b>2023</b>	<b>2022</b>	<b>3 Year Avg.</b>	<b>2023 Diff</b>	<b>%</b>	
Reports	8911	9005	7854	8590.00	321.00	4%	↑
Criminal Offenses	628	668	595	630.33	-2.33	0%	■
Arrests & CJP	275	268	243	262.00	13.00	5%	↑
Citations	904	962	767	877.67	26.33	3%	↑
Warnings	1761	1832	1468	1687.00	74.00	4%	↑

<b>YTD Citations Compared To Warnings</b>	
<b>2024</b>	<b>34%</b>
ALL 2023	37%
ALL 2022	39%
ALL 2021	40%
ALL 2020	40%
ALL 2019	49%
ALL 2018	53%
ALL 2017	64%
ALL 2016	64%


Distinct # of Incidents Received																								
	0	1	2	3	4	5	6	7	8	9	10	11	12	13	14	15	16	17	18	19	20	21	22	23
MONDAY	0	2	0	3	0	0	5	1	1	2	2	3	0	3	5	5	2	4	2	2	2	3	3	0
TUESDAY	1	0	3	0	1	0	1	1	2	2	4	0	1	1	7	4	3	5	5	4	7	5	3	0
WEDNESDAY	1	1	0	1	0	2	2	3	3	8	5	6	9	6	2	3	5	2	2	0	1	2	1	1
THURSDAY	1	1	1	0	0	0	1	1	3	1	4	5	7	3	1	0	0	4	4	2	4	5	6	1
FRIDAY	0	1	1	3	0	0	2	1	1	1	4	3	6	5	2	2	4	2	7	5	0	1	1	1
SATURDAY	0	2	0	0	0	1	0	1	2	4	0	2	5	7	4	4	2	6	1	1	2	1	2	1
SUNDAY	4	2	2	2	0	1	0	1	5	1	1	3	4	5	3	0	2	1	0	3	0	0	1	2



Count of Run # **385**

Count Distinct of Incident # **347**


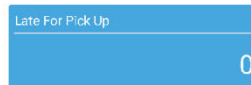
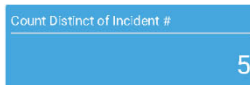
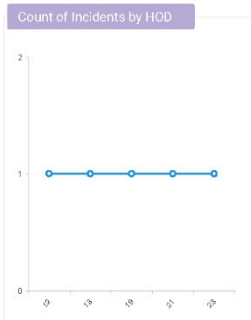
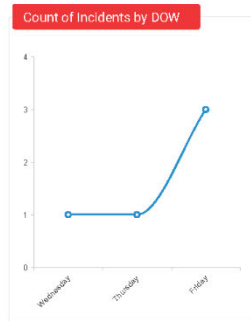
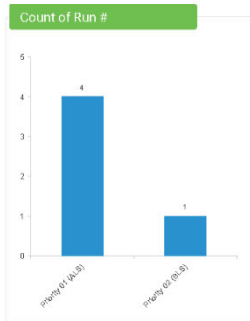
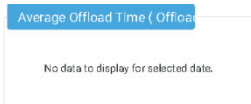
Late For Pick Up **0**



Applied filters:

- Area Name
  - SOUTH WHITEHALL
- Priority
  - Priority 01 (ALS)
  - Priority 02 (BLS)
  - Priority 02 (EMS Emerg B)
  - Priority 03 (EMS Emerg A)

Distinct # of Incidents Received																								
	0	1	2	3	4	5	6	7	8	9	10	11	12	13	14	15	16	17	18	19	20	21	22	23
MONDAY	0	0	0	0	0	0	0	0	0	0	0	0	0	0	0	0	0	0	0	0	0	0	0	0
TUESDAY	0	0	0	0	0	0	0	0	0	0	0	0	0	0	0	0	0	0	0	0	0	0	0	0
WEDNESDAY	0	0	0	0	0	0	0	0	0	0	0	0	0	0	0	0	0	0	0	0	0	1	0	0
THURSDAY	0	0	0	0	0	0	0	0	0	0	0	1	0	0	0	0	0	0	0	0	0	0	0	0
FRIDAY	0	0	0	0	0	0	0	0	0	0	0	0	1	0	0	0	0	0	1	0	0	0	0	1
SATURDAY	0	0	0	0	0	0	0	0	0	0	0	0	0	0	0	0	0	0	0	0	0	0	0	0
SUNDAY	0	0	0	0	0	0	0	0	0	0	0	0	0	0	0	0	0	0	0	0	0	0	0	0



Applied filters:

- Area Name
  - SOUTH WHITEHALL
- Priority
  - Priority 01 (ALS)
  - Priority 02 (BLS)
  - Priority 02 (EMS Emerg B)
  - Priority 03 (EMS Emerg A)
- Unit / Vehicle
  - MTC



**JEFF  
KELLY**

Emergency Management Coordinator

**CONTACT**

PHONE:  
610 794-3209

EMAIL: —  
[eoc@southwhitehall.com](mailto:eoc@southwhitehall.com)

**JULY 2024 Emergency Management Report**

**July 1st**

SWT Public Safety Meeting

**July 2<sup>nd</sup>**

Assist it VIP Visitor LC EOC activation

**July 9th**

LESTA Meeting

**July 16**

Lehigh County Fire Chiefs Meeting

Severe Storms, Assit with Power Outages Ceder Brook  
Cedar View Apt.

**July 19**

Limerick Emergency Plan update meeting

**On going Severe Weather**

Severe Weather July 8, 16 ,

**Upcoming Events and Meetings**

- Next EMA meeting September 12
- SWT Family Safety Day September 14 @Fernwood
- D4H Emergency Management Software