

**TOWNSHIP OF SOUTH WHITEHALL
LEHIGH COUNTY, PENNSYLVANIA**

PUBLIC SAFETY COMMISSION

PUBLIC MEETING

MINUTES

July 1, 2024

A Public Meeting of the South Whitehall Township Public Safety Commission was held on the above date in the Township Municipal Building located at 4444 Walbert Avenue, Allentown, Lehigh County, Pennsylvania.

Members attending were:

Thomas Yezerski, Chairman
Richard Snyder, Vice Chairman
Steve Brown, Interim Chief, Police Department
Andrew Garger, Chief, Greenawalds Fire Department
Jeff Kelly, Emergency Management Coordinator
Chris Peischl, At Large Member
Barry Search, Chief, Woodlawn Fire Department

Board of Commissioner Members attending were:

Monica Hodges
Diane Kelly

Others attending were:

Carrie Frey, Director of Operations, Cetronia Ambulance Corps.

Township Staff attending were:

John Frantz, Fire Marshal
Thomas Petrucci, Township Manager

AGENDA ITEM #1 - CALL TO ORDER

The meeting was called to order at 7:05 p.m.

AGENDA ITEM #2 - APPROVAL OF MINUTES

The minutes of June 3, 2024 were approved with a correction.

AGENDA ITEM #3 - OLD BUSINESS

None.

AGENDA ITEM #4 – COURTESY OF THE FLOOR

None.

AGENDA ITEM #5 - NEW BUSINESS

A. Commissioner's Report

None.

B. Fire Companies Report

Chief Garger submitted the response reports via email for Greenawalds for the month of June 2024 and year-to-date 2024. They are included as attachments to these minutes. Greenawalds responded to fifty-seven calls for the month of June 2024 and three-hundred and forty-three calls year-to-date 2024.

Four personnel received their Vehicle Rescue Technician and their Driver/Operator certification.

The fire departments have participated in several recent drills at Dorney Park.

Greenawalds hosted a nursing class from Lehigh Valley Health Network for a vehicle extrication class.

The fire departments have participated in many township and community events including movies in the park, playground camps, Kratzer fair, and the Mikala's Voice triathlon.

Chief Neas submitted the response report via email for Tri-Clover for the month of June 2024. It is included as an attachment to these minutes.

Chief Search submitted the response report for Woodlawn for the month of June 2024. It is included as an attachment to these minutes. Woodlawn responded to seventy-three calls for the month of June 2024.

Congratulations were extended to Cetronia Fire Company for one hundred years of serving the community.

Commissioner Peischl thanked Manager Petrucci for obtaining permission from PENNDOT for the emergency services to train is houses that are going to be demolished as part of the Route 309 and Tilghman Street interchange project.

C. Emergency Management Team Report

Coordinator Kelly submitted the Emergency Management report via email for the month of June 2024. It is included as an attachment to these minutes. Ten new members were added to the Township CERT Team.

D. Police Report

Interim Chief Brown reported that the Police responded to one thousand, one hundred and forty-four calls, had ninety-five reported crimes, made forty-nine arrests, and issued one hundred and eighty-three citations and three-hundred and thirty-four warnings for the month of June 2024.

All six recent patrol hires are out of FTO training and on regular patrol. There is currently only one vacancy in the department.

The next crime watch meeting will be held on July 9, 2024. National Night Out will be held on August 6, 2024.

The police have been conducting many training exercises with the fire departments.

Forty children completed the youth police academy camp. They consisted of fifth and sixth grade students.

E. Emergency Medical Services Report

Director Frey reported that Cetronia responded to three-hundred and thirty-eight calls for the month of June 2024. Three of those calls were handled my mutual aid providers.

F. Parkland School District Report

None.

G. Member Concerns

None.

H. Public Works Projects

Manager Petrucci reported that PENNDOT HOP work has started at the intersections of Eck Road/Chapmans Road and Walbert Avenue and North Cedar Crest Boulevard.

Commissioner Peischl indicated that he believes that the temporary traffic lights at Walbert Avenue and North Cedar Crest boulevard present a hazard and questions why the permanent lights have not been installed.

Manager Petrucci explained that the installation of the permanent traffic lights is driven by the sequence contained in the approved PENNDOT HOP.

Township paving projects will commence in late July 2024.

The PA Route 309 betterment project will be commencing soon. A report concerning the project will be given at next month's meeting.

Members questioned the status of the traffic calming measures slated to be installed on Highland Street.

Manager Petrucci indicated that this is work in progress. Temporary speed humps will soon be installed on Highland Street.

I. Township Community Events

Manager Petrucci reported that the township is not holding a summer concert series this year. Instead, a festival is being planned for September 28, 2024 at Covered Bridge Park. This festival will include a ribbon cutting ceremony for a new portion of the Jordan Creek Greenway Trail.

J. Subdivision Review

1. Long's Water Technology, Major Plan 2021-106

Mr. Frantz indicated that this plan is for the installation of sidewalks at the for the previously reviewed subdivision. The building in this subdivision has been constructed and is occupied.

- a. Fire Marshal Review – No comments.
- b. Fire Company Review – No comments.
- c. Emergency Management Review – No comments.
- d. Police Review – No comments.
- e. Emergency Medical Services Review – No comments.
- f. Parkland School District Review – No comments.

The Commission made no recommendations to the plan.

2. PSD Parkland High School Expansion, Major Plan 2024-103

Mr. Frantz indicated that this is a sketch plan showing building and parking lot additions to the Parkland High School.

- a. Fire Marshal Review – No comments.
- b. Fire Company Review – No comments.
- c. Emergency Management Review – Coordinator Kelly inquired is the additions to the building would include installation of a bi-directional amplifier radio system.

Mr. Frantz indicated that a system could be required if the new county radio system is in operation during the permit review phase of the project.

- d. Police Review – No comments.
- e. Emergency Medical Services Review – No comments.
- f. Parkland School District Review – No comments.

The Commission made no recommendations to the plan pending review of a complete plan submittal.

3. 81 South Cedar Crest Boulevard, Major Plan 2023-107

Mr. Frantz explained that this plan was not in a form that was ready to be distributed to the members for this meeting. It will appear on the August 2024 meeting agenda.

K. Address Assignments

1. 2619, 2607 Stadium Drive

The Commission agreed with the address assignments of the Township Engineer for the two buildings at 2619 and 2607 Stadium Drive.

L. Review of Public Safety Commission Bylaws

Commissioner Peischl would like to have the Parkland School District representative changed from a voting member to an advisory member, similar to the Parks & Recreation Board. The position of the representative should also be changed from the Superintendent to the Director of Safety.

After a discussion, a motion was made by Commissioner Peischl and seconded by Vice-Chair Snyder to make a recommendation to the Board of Commissioners to change the bylaws to remove the Parkland School District Superintendent as a voting member of the commission and add the School District Director of Safety as an advisory member of the Commission. The motion passed with four affirmative votes, three negative votes, and one abstention by Chief Search. Manager Petrucci will draft the new bylaw language related to this issue.

A discussion ensued about changing Article III, Section 1, (c), to provide that all comments made from all members be forwarded to the Board of Commissioners. This can be done via a letter from each discipline: Fire Marshal, Fire, EMS, EMA, Police.

Mr. Frantz noted that Community Development personnel need timely Commission subdivision review comments. This is currently accomplished by the Fire Marshal. Letters would need to be sent immediately after the meetings, which may create a burden on the agency representatives.

Instead, it was motioned to change Article IV, Section 3, (a), to remove the affirmative vote of 51% and replace it with a provision that all comments be forwarded to the Township. Manager Petrucci will draft the new language related to this issue.

A discussion ensued about adding the Commission review of traffic calming measures to the bylaws. After a short discussion, it was decided to not address the traffic calming measure in the Public Safety Commission Bylaws and just rely on the language in the Traffic Calming Policy itself.

AGENDA ITEM #6 - ADJOURNMENT

The meeting was adjourned at 8:12 p.m.

ADOPTED THIS DATE:

ATTEST:

Secretary

Chairman

Greenawalds Fire Company

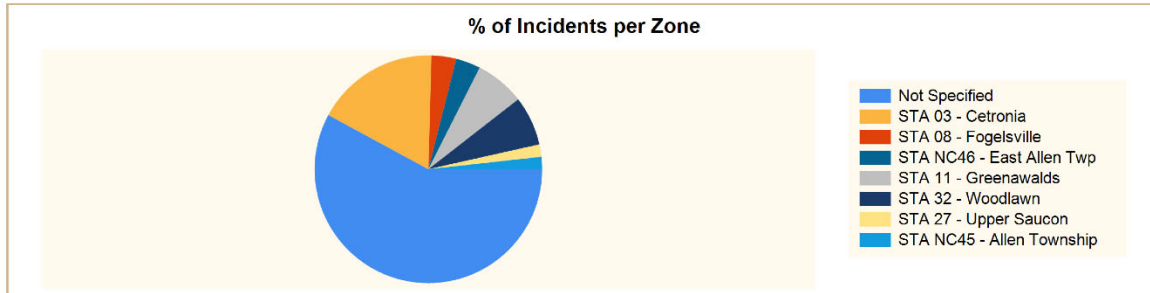
Allentown, PA

This report was generated on 7/1/2024 2:48:26 PM



Count of Incidents by Incident Type per Zone

Incident Status: All | Start Date: 06/01/2024 | End Date: 06/30/2024



INCIDENT TYPE	# INCIDENTS	% of TOTAL
Not Specified		
	1	1.75%
111 - Building fire	7	12.28%
142 - Brush or brush-and-grass mixture fire	1	1.75%
150 - Outside rubbish fire, other	2	3.51%
321 - EMS call, excluding vehicle accident with injury	1	1.75%
353 - Removal of victim(s) from stalled elevator	1	1.75%
411 - Gasoline or other flammable liquid spill	1	1.75%
444 - Power line down	3	5.26%
551 - Assist police or other governmental agency	1	1.75%
553 - Public service	2	3.51%
571 - Cover assignment, standby, moveup	3	5.26%
745 - Alarm system activation, no fire - unintentional	10	17.54%
Zone: Not Specified Total Incident:	33	57.89%
STA 03 - Cetronia		
551 - Assist police or other governmental agency	1	1.75%
745 - Alarm system activation, no fire - unintentional	9	15.79%
Zone: STA 03 - Cetronia Total Incident:	10	17.54%
STA 08 - Fogelsville		
111 - Building fire	2	3.51%
Zone: STA 08 - Fogelsville Total Incident:	2	3.51%
STA 11 - Greenawalds		
553 - Public service	4	7.02%
Zone: STA 11 - Greenawalds Total Incident:	4	7.02%
STA 27 - Upper Saucon		
111 - Building fire	1	1.75%
Zone: STA 27 - Upper Saucon Total Incident:	1	1.75%

Report shows count of incidents for Status selected.



INCIDENT TYPE	# INCIDENTS	% of TOTAL
STA 32 - Woodlawn		
113 - Cooking fire, confined to container	1	1.75%
353 - Removal of victim(s) from stalled elevator	1	1.75%
745 - Alarm system activation, no fire - unintentional	2	3.51%
Zone: STA 32 - Woodlawn Total Incident:	4	7.02%
STA NC45 - Allen Township		
111 - Building fire	1	1.75%
Zone: STA NC45 - Allen Township Total Incident:	1	1.75%
STA NC46 - East Allen Twp		
111 - Building fire	1	1.75%
571 - Cover assignment, standby, moveup	1	1.75%
Zone: STA NC46 - East Allen Twp Total Incident:	2	3.51%
TOTAL INCIDENTS FOR ALL ZONES:	57	100%

Report shows count of incidents for Status selected.

Greenawalds Fire Company

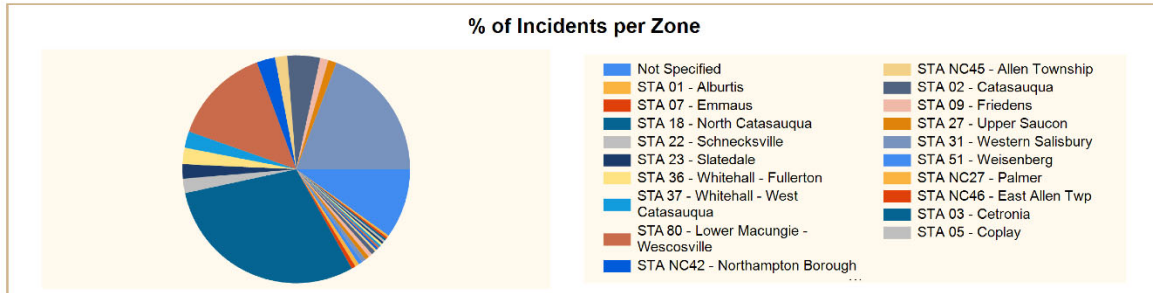
Allentown, PA

This report was generated on 7/1/2024 2:49:00 PM




Count of Incidents by Incident Type per Zone

Incident Status: All | Start Date: 01/01/2024 | End Date: 12/31/2024



INCIDENT TYPE	# INCIDENTS	% of TOTAL
Not Specified		
	1	0.29%
111 - Building fire	8	2.33%
142 - Brush or brush-and-grass mixture fire	1	0.29%
150 - Outside rubbish fire, other	2	0.58%
321 - EMS call, excluding vehicle accident with injury	1	0.29%
353 - Removal of victim(s) from stalled elevator	1	0.29%
411 - Gasoline or other flammable liquid spill	1	0.29%
444 - Power line down	3	0.87%
551 - Assist police or other governmental agency	1	0.29%
553 - Public service	2	0.58%
571 - Cover assignment, standby, moveup	3	0.87%
745 - Alarm system activation, no fire - unintentional	10	2.92%
Zone: Not Specified Total Incident:	34	9.91%
STA 01 - Alburdis		
111 - Building fire	1	0.29%
Zone: STA 01 - Alburdis Total Incident:	1	0.29%
STA 02 - Catasauqua		
111 - Building fire	1	0.29%
571 - Cover assignment, standby, moveup	1	0.29%
Zone: STA 02 - Catasauqua Total Incident:	2	0.58%
STA 03 - Cetronia		
111 - Building fire	1	0.29%
150 - Outside rubbish fire, other	1	0.29%
321 - EMS call, excluding vehicle accident with injury	1	0.29%
322 - Motor vehicle accident with injuries	1	0.29%
352 - Extrication of victim(s) from vehicle	4	1.17%
353 - Removal of victim(s) from stalled elevator	3	0.87%

Report shows count of incidents for Status selected.



400 - Hazardous condition, other	2	0.58%
412 - Gas leak (natural gas or LPG)	1	0.29%
413 - Oil or other combustible liquid spill	1	0.29%
444 - Power line down	1	0.29%
551 - Assist police or other governmental agency	5	1.46%
553 - Public service	2	0.58%
611 - Dispatched & cancelled en route	1	0.29%
651 - Smoke scare, odor of smoke	3	0.87%
671 - HazMat release investigation w/no HazMat	1	0.29%
721 - Bomb scare - no bomb	1	0.29%
745 - Alarm system activation, no fire - unintentional	73	21.28%
Zone: STA 03 - Cetronia Total Incident:	102	29.74%
STA 05 - Coplay		
111 - Building fire	2	0.58%
113 - Cooking fire, confined to container	1	0.29%
300 - Rescue, EMS incident, other	1	0.29%
353 - Removal of victim(s) from stalled elevator	1	0.29%
360 - Water & ice-related rescue, other	1	0.29%
652 - Steam, vapor, fog or dust thought to be smoke	1	0.29%
Zone: STA 05 - Coplay Total Incident:	7	2.04%
STA 07 - Emmaus		
571 - Cover assignment, standby, moveup	1	0.29%
Zone: STA 07 - Emmaus Total Incident:	1	0.29%
STA 08 - Fogelsville		
111 - Building fire	8	2.33%
Zone: STA 08 - Fogelsville Total Incident:	8	2.33%
STA 09 - Friedens		
111 - Building fire	1	0.29%
551 - Assist police or other governmental agency	1	0.29%
Zone: STA 09 - Friedens Total Incident:	2	0.58%
STA 11 - Greenawalds		
131 - Passenger vehicle fire	1	0.29%
321 - EMS call, excluding vehicle accident with injury	11	3.21%
322 - Motor vehicle accident with injuries	1	0.29%
324 - Motor vehicle accident with no injuries.	1	0.29%
353 - Removal of victim(s) from stalled elevator	1	0.29%
411 - Gasoline or other flammable liquid spill	2	0.58%
424 - Carbon monoxide incident	2	0.58%
444 - Power line down	8	2.33%
463 - Vehicle accident, general cleanup	1	0.29%
520 - Water problem, other	1	0.29%
551 - Assist police or other governmental agency	7	2.04%
553 - Public service	5	1.46%
600 - Good intent call, other	1	0.29%

Report shows count of incidents for Status selected.

736 - CO detector activation due to malfunction	1	0.29%
745 - Alarm system activation, no fire - unintentional	5	1.46%
Zone: STA 11 - Greenawalds Total Incident:	48	13.99%
STA 18 - North Catasauqua		
111 - Building fire	1	0.29%
Zone: STA 18 - North Catasauqua Total Incident:	1	0.29%
STA 20 - Eastern Salisbury		
111 - Building fire	7	2.04%
571 - Cover assignment, standby, moveup	1	0.29%
Zone: STA 20 - Eastern Salisbury Total Incident:	8	2.33%
STA 22 - Schnecksville		
551 - Assist police or other governmental agency	1	0.29%
Zone: STA 22 - Schnecksville Total Incident:	1	0.29%
STA 23 - Slatedale		
111 - Building fire	1	0.29%
Zone: STA 23 - Slatedale Total Incident:	1	0.29%
STA 24 - Slatington		
111 - Building fire	6	1.75%
745 - Alarm system activation, no fire - unintentional	3	0.87%
Zone: STA 24 - Slatington Total Incident:	9	2.62%
STA 25 - Trexlertown		
111 - Building fire	6	1.75%
Zone: STA 25 - Trexlertown Total Incident:	6	1.75%
STA 26 - Tri-Clover		
111 - Building fire	1	0.29%
131 - Passenger vehicle fire	1	0.29%
321 - EMS call, excluding vehicle accident with injury	2	0.58%
322 - Motor vehicle accident with injuries	5	1.46%
352 - Extrication of victim(s) from vehicle	3	0.87%
444 - Power line down	1	0.29%
553 - Public service	1	0.29%
745 - Alarm system activation, no fire - unintentional	2	0.58%
Zone: STA 26 - Tri-Clover Total Incident:	16	4.66%
STA 27 - Upper Saucon		
111 - Building fire	2	0.58%
Zone: STA 27 - Upper Saucon Total Incident:	2	0.58%
STA 28 - Vera Cruz		
111 - Building fire	1	0.29%
132 - Road freight or transport vehicle fire	2	0.58%
571 - Cover assignment, standby, moveup	1	0.29%
Zone: STA 28 - Vera Cruz Total Incident:	4	1.17%

Report shows count of incidents for Status selected.

INCIDENT TYPE	# INCIDENTS	% of TOTAL
STA 31 - Western Salisbury		
111 - Building fire	2	0.58%
Zone: STA 31 - Western Salisbury Total Incident:	2	0.58%
STA 32 - Woodlawn		
111 - Building fire	10	2.92%
113 - Cooking fire, confined to container	1	0.29%
154 - Dumpster or other outside trash receptacle fire	1	0.29%
311 - Medical assist, assist EMS crew	1	0.29%
352 - Extrication of victim(s) from vehicle	5	1.46%
353 - Removal of victim(s) from stalled elevator	1	0.29%
400 - Hazardous condition, other	2	0.58%
412 - Gas leak (natural gas or LPG)	2	0.58%
551 - Assist police or other governmental agency	4	1.17%
553 - Public service	1	0.29%
651 - Smoke scare, odor of smoke	2	0.58%
671 - HazMat release investigation w/no HazMat	1	0.29%
743 - Smoke detector activation, no fire - unintentional	1	0.29%
745 - Alarm system activation, no fire - unintentional	34	9.91%
Zone: STA 32 - Woodlawn Total Incident:	66	19.24%
STA 36 - Whitehall - Fullerton		
111 - Building fire	1	0.29%
Zone: STA 36 - Whitehall - Fullerton Total Incident:	1	0.29%
STA 37 - Whitehall - West Catasauqua		
131 - Passenger vehicle fire	1	0.29%
Zone: STA 37 - Whitehall - West Catasauqua Total Incident:	1	0.29%
STA 51 - Weisenberg		
111 - Building fire	1	0.29%
571 - Cover assignment, standby, moveup	1	0.29%
Zone: STA 51 - Weisenberg Total Incident:	2	0.58%
STA 56 - Upper Macungie District 56		
111 - Building fire	6	1.75%
631 - Authorized controlled burning	1	0.29%
Zone: STA 56 - Upper Macungie District 56 Total Incident:	7	2.04%
STA 60 - City of Allentown		
111 - Building fire	1	0.29%
571 - Cover assignment, standby, moveup	3	0.87%
Zone: STA 60 - City of Allentown Total Incident:	4	1.17%
STA 80 - Lower Macungie - Wescosville		
111 - Building fire	1	0.29%
Zone: STA 80 - Lower Macungie - Wescosville Total Incident:	1	0.29%

Report shows count of incidents for Status selected.

INCIDENT TYPE	# INCIDENTS	% of TOTAL
STA NC27 - Palmer		
571 - Cover assignment, standby, moveup	1	0.29%
611 - Dispatched & cancelled en route	1	0.29%
Zone: STA NC27 - Palmer Total Incident:	2	0.58%
STA NC42 - Northampton Borough		
571 - Cover assignment, standby, moveup	1	0.29%
Zone: STA NC42 - Northampton Borough Total Incident:	1	0.29%
STA NC45 - Allen Township		
111 - Building fire	1	0.29%
Zone: STA NC45 - Allen Township Total Incident:	1	0.29%
STA NC46 - East Allen Twp		
111 - Building fire	1	0.29%
571 - Cover assignment, standby, moveup	1	0.29%
Zone: STA NC46 - East Allen Twp Total Incident:	2	0.58%
TOTAL INCIDENTS FOR ALL ZONES:	343	100%

Report shows count of incidents for Status selected.

Greenawalds Fire Company

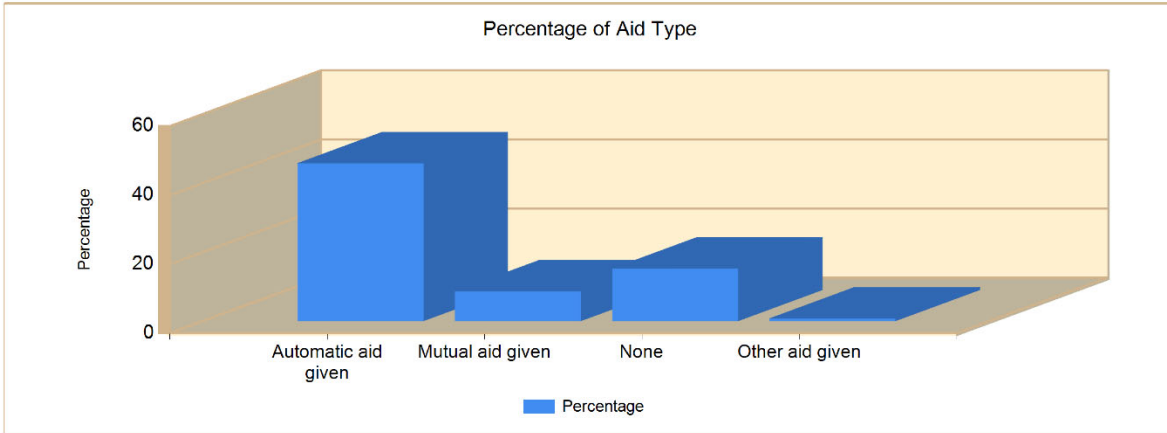
Allentown, PA

This report was generated on 7/1/2024 2:53:23 PM



Count of Aid Given and Non Aid for Incidents for Date Range

Start Date: 01/01/2024 | End Date: 12/31/2024



AID TYPE	AVG RESPONSE (MM:SS)	TOTAL	% of TOTAL
Automatic aid given	05:32	138	45.7%
Mutual aid given	10:37	26	8.6%
None	03:52	46	15.2%
Other aid given	00:02	2	0.7%

Average Response Time = Dispatched to Arrived. Mutual and Automatic Aid Given



Greenawalds Fire Company

Allentown, PA

This report was generated on 7/1/2024 2:51:30 PM




Average Number of Responding Personnel per Incident Type for Date Range

StartDate: 01/01/2024 | EndDate: 12/31/2024

INCIDENT TYPE	AVG. # PERSONNEL
111 - Building fire	13
113 - Cooking fire, confined to container	7
131 - Passenger vehicle fire	9
132 - Road freight or transport vehicle fire	9
150 - Outside rubbish fire, other	11
154 - Dumpster or other outside trash receptacle fire	12
300 - Rescue, EMS incident, other	9
311 - Medical assist, assist EMS crew	10
321 - EMS call, excluding vehicle accident with injury	9
322 - Motor vehicle accident with injuries	9
324 - Motor vehicle accident with no injuries.	14
352 - Extrication of victim(s) from vehicle	9
353 - Removal of victim(s) from stalled elevator	8
360 - Water & ice-related rescue, other	12
400 - Hazardous condition, other	8
411 - Gasoline or other flammable liquid spill	12
412 - Gas leak (natural gas or LPG)	7
413 - Oil or other combustible liquid spill	8
424 - Carbon monoxide incident	9
444 - Power line down	10
463 - Vehicle accident, general cleanup	3
520 - Water problem, other	11
551 - Assist police or other governmental agency	7
553 - Public service	6
571 - Cover assignment, standby, moveup	12
600 - Good intent call, other	7
611 - Dispatched & cancelled en route	10
631 - Authorized controlled burning	10
651 - Smoke scare, odor of smoke	8
652 - Steam, vapor, fog or dust thought to be smoke	8
671 - HazMat release investigation w/no HazMat	11
721 - Bomb scare - no bomb	9
736 - CO detector activation due to malfunction	6
743 - Smoke detector activation, no fire - unintentional	4
745 - Alarm system activation, no fire - unintentional	7

Reviewed Incidents only.

 **EMERGENCY REPORTING**
 emergencyreporting.com
 Doc id: 1143
 Page # 1 of 1

Greenawalds Fire Company

Allentown, PA

This report was generated on 7/1/2024 2:52:36 PM



Average Turnout Time (Dispatch to Enroute) per Apparatus for Date Range

Start Date: 01/01/2024 | End Date: 12/31/2024

APPARATUS	TURNOUT TIME (min) (Dispatch to Enroute)
11POV	0:26
AC11	0:20
B11	0:18
B11-1	0:28
B11-2	0:30
BO11	0:07
C11	0:10
CAP11	0:10
DC11	0:17
E11	2:05
FPL11	0:29
LT11	0:14
R11	0:42
RE11	1:04
TA11	3:11
U11	0:25
U11-1	0:11
AVERAGE TURNOUT TIME:	0:39

Report calculates the average time difference between DISPATCH and ENROUTE for each apparatus. Only Incidents where ENROUTE time is provided are included. "Cancelled Apparatus" Times Are included in the calculation of this Report.

EMERGENCY REPORTING
emergencyreporting.com
Doc Id: 681
Page # 1 of 1

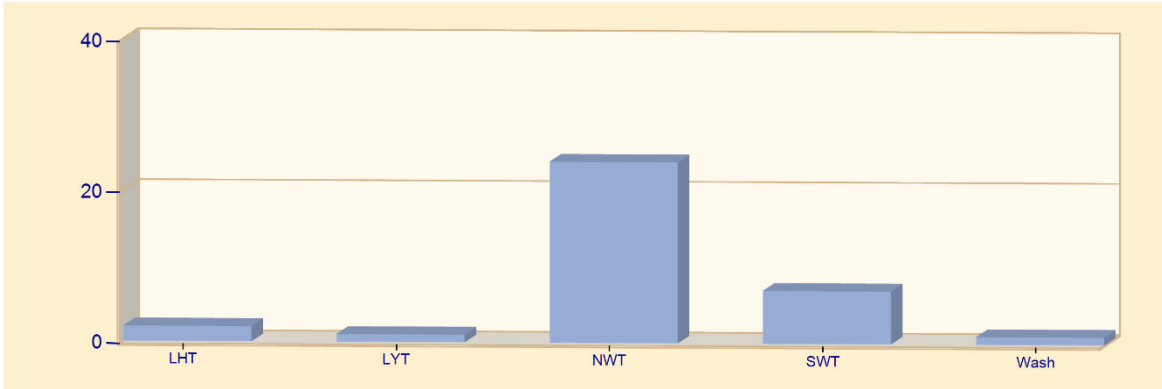
Tri Clover Fire Company

Orefield, PA

This report was generated on 6/30/2024 9:31:42 PM


Incident Type Count per Zone for Date Range

Start Date: 06/01/2024 | End Date: 06/30/2024




ZONES	INCIDENT TYPE	COUNT
LHT - Lowhill Township		
	132 - Road freight or transport vehicle fire	1
	350 - Extrication, rescue, other	1
	<i>Total Incidents for LHT - Lowhill Township:</i>	2
LYT - Lynn Township		
	463 - Vehicle accident, general cleanup	1
	<i>Total Incidents for LYT - Lynn Township:</i>	1
NWT - North Whitehall Township		
	111 - Building fire	1
	142 - Brush or brush-and-grass mixture fire	1
	321 - EMS call, excluding vehicle accident with injury	3
	322 - Motor vehicle accident with injuries	5
	323 - Motor vehicle/pedestrian accident (MV Ped)	1
	440 - Electrical wiring/equipment problem, other	1
	445 - Arcing, shorted electrical equipment	3
	463 - Vehicle accident, general cleanup	1
	551 - Assist police or other governmental agency	4
	571 - Cover assignment, standby, moveup	1
	743 - Smoke detector activation, no fire - unintentional	2
	745 - Alarm system activation, no fire - unintentional	1
	<i>Total Incidents for NWT - North Whitehall Township:</i>	24

Zone information is defined on the Basic Info 3 screen of an incident.
Only REVIEWED incidents included.



ZONES	INCIDENT TYPE	COUNT
SWT - South Whitehall Township		
	111 - Building fire	1
	445 - Arcing, shorted electrical equipment	1
	622 - No incident found on arrival at dispatch address	1
	733 - Smoke detector activation due to malfunction	1
	743 - Smoke detector activation, no fire - unintentional	3
	<i>Total Incidents for SWT - South Whitehall Township:</i>	7
Wash - Washington township		
	111 - Building fire	1
	<i>Total Incidents for Wash - Washington township:</i>	1
Total Count for all Zone:		35

Zone information is defined on the Basic Info 3 screen of an incident.
Only REVIEWED incidents included.



Woodlawn Fire Department

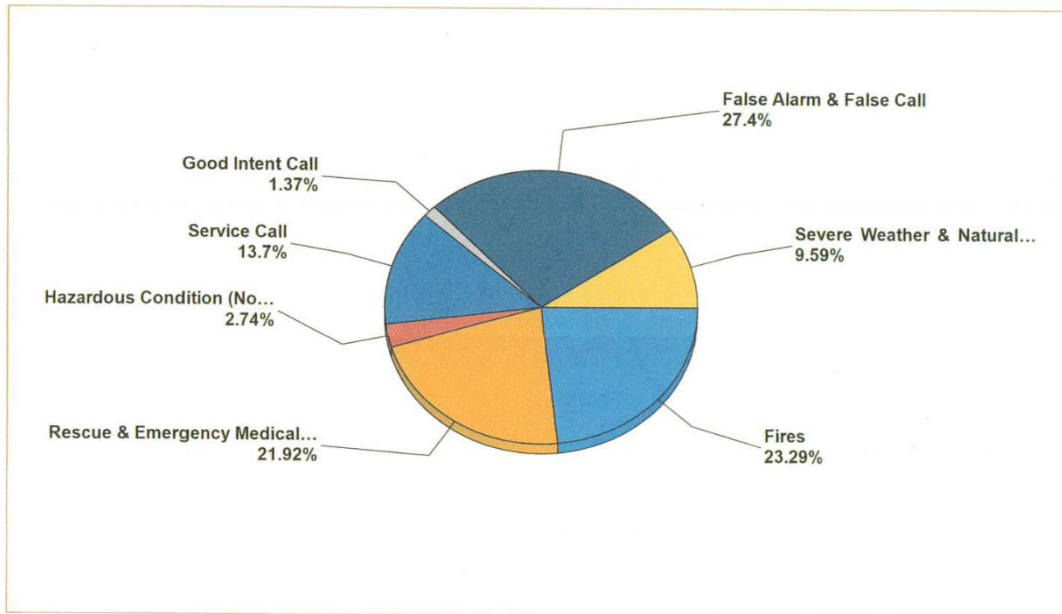
Allentown, PA

This report was generated on 7/1/2024 2:12:35 PM




Breakdown by Major Incident Types for Date Range

Zone(s): All Zones | Start Date: 06/01/2024 | End Date: 06/30/2024



MAJOR INCIDENT TYPE	# INCIDENTS	% of TOTAL
Fires	17	23.29%
Rescue & Emergency Medical Service	16	21.92%
Hazardous Condition (No Fire)	2	2.74%
Service Call	10	13.7%
Good Intent Call	1	1.37%
False Alarm & False Call	20	27.4%
Severe Weather & Natural Disaster	7	9.59%
TOTAL	73	100%

Only REVIEWED and/or LOCKED IMPORTED incidents are included. Summary results for a major incident type are not displayed if the count is zero.



Detailed Breakdown by Incident Type		
INCIDENT TYPE	# INCIDENTS	% of TOTAL
111 - Building fire	11	15.07%
131 - Passenger vehicle fire	4	5.48%
132 - Road freight or transport vehicle fire	1	1.37%
142 - Brush or brush-and-grass mixture fire	1	1.37%
321 - EMS call, excluding vehicle accident with injury	10	13.7%
322 - Motor vehicle accident with injuries	3	4.11%
324 - Motor vehicle accident with no injuries.	1	1.37%
353 - Removal of victim(s) from stalled elevator	2	2.74%
413 - Oil or other combustible liquid spill	2	2.74%
550 - Public service assistance, other	1	1.37%
551 - Assist police or other governmental agency	2	2.74%
553 - Public service	2	2.74%
554 - Assist invalid	5	6.85%
651 - Smoke scare, odor of smoke	1	1.37%
740 - Unintentional transmission of alarm, other	1	1.37%
743 - Smoke detector activation, no fire - unintentional	7	9.59%
744 - Detector activation, no fire - unintentional	2	2.74%
745 - Alarm system activation, no fire - unintentional	10	13.7%
813 - Wind storm, tornado/hurricane assessment	7	9.59%
TOTAL INCIDENTS:	73	100%

District	Count	Average Response	in Township
Cetronia - District 3	11	9	11
Tri-Clover - District 26	5	28	1
Woodlawn - District 32	47	13	47
Berks County - 99	2	9	
Upper Saucon - District 27	1	10	
Carbon County - 99	1	5	
Slatington - District 24	2	10	
Coopersburg - District 4	1	10	
Greenawalds - District 11	2	9	2
Western Salisbury - District 31	1	19	
Grand Total	73	13	61

Only REVIEWED and/or LOCKED IMPORTED incidents are included. Summary results for a major incident type are not displayed if the count is zero.





**JEFF
KELLY**

Emergency Management Coordinator

CONTACT

PHONE:
610 794-3209

EMAIL:
eoc@southwhitehall.com

JUNE 2024 Emergency Management Report

June 3

SWT Public Safety Meeting

June 4th

CERT Meet and Greet meeting

June 13

SWT EMA meeting Canceled (Packet Emailed to everyone.

June 22

Nationwide Communications Drill Held in SWT

June 24

WEB EOC update (everyone should check their account)

On going Severe Weather

Severe Weather June 22nd, June 26th

Upcoming Events and Meetings

- Limerick Emergency Plan Meeting July 19 10:00 am at Cetronia JOC
- Police Night out August 6th 5 pm
- SWT Family Safety Day September 14 @Fernwood
- Looking at EOC Software DH4