

**TOWNSHIP OF SOUTH WHITEHALL
LEHIGH COUNTY, PENNSYLVANIA**

PUBLIC SAFETY COMMISSION

PUBLIC MEETING

MINUTES

April 1, 2024

A Public Meeting of the South Whitehall Township Public Safety Commission was held on the above date in the Township Municipal Building located at 4444 Walbert Avenue, Allentown, Lehigh County, Pennsylvania.

Members attending were:

Thomas Yezerski, Chairman
Richard Snyder, Vice Chairman
Steve Brown, Interim Chief, Police Department
Ricardo Diaz, Chief, Cetronia Fire Company
Andrew Garger, Chief, Greenawalds Fire Department
Jeff Kelly, Emergency Management Coordinator
Brian Neas, Chief, Tri-Clover Fire Company
Chris Peischl, At Large Member
Barry Search, Chief, Woodlawn Fire Department
Michael Smith, At Large Member

Board of Commissioner Members attending were:

Monica Hodges
Diane Kelly

Others attending were:

None.

Township Staff attending were:

Herb Bender, Director of Township Operations
John Frantz, Fire Marshal
Thomas Petrucci, Township Manager

AGENDA ITEM #1 - CALL TO ORDER

The meeting was called to order at 7:00 p.m.

AGENDA ITEM #2 - APPROVAL OF MINUTES

The minutes of March 4, 2024 were approved as submitted.

AGENDA ITEM #3 - OLD BUSINESS

The township has received positive resident feedback regarding the speed humps that have been installed on Trexler Boulevard. The residents on Highland Street are desiring to have the speed humps installed on Highland Street. An additional speed hump will be installed on Trexler Boulevard and two temporary speed humps will be installed on Highland Street when weather conditions are dry enough to permit their installation. Traffic counts will be conducted after the installation of the speed humps.

AGENDA ITEM #4 – COURTESY OF THE FLOOR

None.

AGENDA ITEM #5 - NEW BUSINESS

A. Commissioner's Report

Commissioner Peischl indicated that a public survey related to the Township Transportation PLAN has been posted on the township website. The first public meeting in the plan development process was held on March 28, 2024.

B. Fire Companies Report

Chief Diaz submitted the response report via email for Cetronia for the month of March 2024. It is included as an attachment to these minutes. Cetronia responded to fifty-two calls for the month of March 2024. Seventy-five percent of those calls were in their primary coverage area.

Cetronia will be celebrating their 100-year anniversary on June 29, 2024 from 12:00 noon to 7:00 pm.

Chief Garger submitted the response report via email for Greenawalds for the month of March 2024. It is included as an attachment to these minutes. Greenawalds responded to forty-five calls for the month of March 2024.

Greenawalds held their annual Community Easter Egg Hunt on Saturday March 30, 2024.

Several of their firefighters are going through the Firefighter 1 and Hazardous Materials Professional Certification process.

Chief Neas submitted the response reports via email for Tri-Clover for the month of March 2024 and year-to-date 2024. They are included as an attachment to these minutes. Tri-Clover responded to twenty-three calls for the month of March 2024 and ninety-six calls year-to-date 2024.

Several of their firefighters are going through vehicle rescue training.

Chief Search submitted the response report for Woodlawn for the month of March 2024. It is included as an attachment to these minutes. Woodlawn responded to fifty-four calls for the month of March 2024.

C. Emergency Management Team Report

Coordinator Kelly submitted the Emergency Management report for the month of March 2024. It is included as an attachment to these minutes.

The meetings are progressing with the Township Traffic and Transportation plan. The consultant hired to assist with the plan development is effectively running the meetings.

An electric vehicle patient extrication demonstration will be held at the Lehigh Valley EMA Conference. Members of the Commission may attend this demonstration.

Meeting with the Northeast Healthcare Coalition are continuing, with a focus on home health care organizations.

D. Police Report

Interim Chief Brown reported that the Police responded to one thousand, one hundred and twenty-one calls, had eighty-nine reported crimes, issued one hundred and forty-nine citations, two-hundred and seventeen warnings, and made twenty-seven arrests for the month of March 2024.

E. Emergency Medical Services Report

Chief Executive Officer Mateff reported via email that Cetronia responded to three-hundred and six calls for the month of March 2024. Five of those

calls were handled by mutual aid providers. The average time from dispatch to on-scene was seven minutes and fifty-two seconds with Friday being the busiest day of the week and 10:00 am being the busiest time of the day.

F. Parkland School District Report

None.

G. Subdivision Review

None.

H. Address Assignments

Commissioner Peischl reported that there is a residential property at 1515 North 29th Street that was a confusing access. Although being addressed to North 29th Street, the access to the property is from the 1500 block of North Main Street. He inquired if the Commission would make the recommendation that township staff contact Lehigh County Communications Center to see if they can add a note in their CAD system to indicate that the property is accessed from North Main Street.

The Commission agreed with Commissioner Peischl and made the recommendation that township staff contact Lehigh County Communication Center to have them add a note to their CAD system to indicate that access to the property at 1515 North 29th Street is from the 1500 block of North Main Street.

AGENDA ITEM #6 - ADJOURNMENT

The meeting was adjourned at 7:15 p.m.

ADOPTED THIS DATE:

ATTEST:

Secretary

Chairman

Greenawalds Fire Company

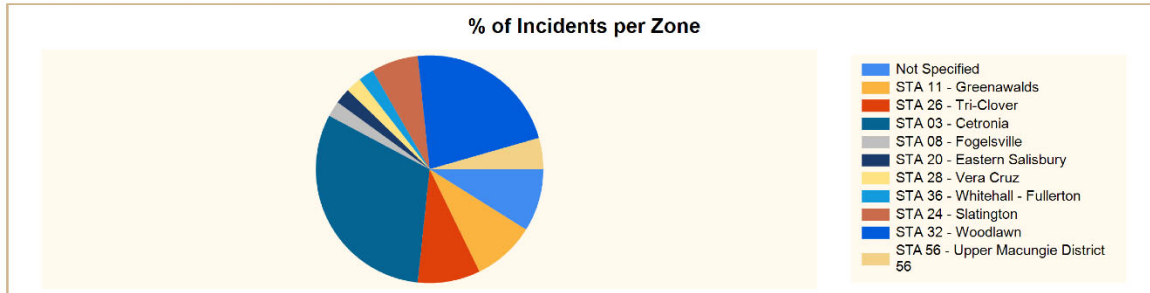
Allentown, PA

This report was generated on 4/1/2024 5:32:10 PM



Count of Incidents by Incident Type per Zone

Incident Status: All | Start Date: 03/01/2024 | End Date: 03/31/2024



INCIDENT TYPE	# INCIDENTS	% of TOTAL
Not Specified		
111 - Building fire	2	4.44%
745 - Alarm system activation, no fire - unintentional	2	4.44%
Zone: Not Specified Total Incident:	4	8.89%
STA 03 - Cetronia		
400 - Hazardous condition, other	1	2.22%
413 - Oil or other combustible liquid spill	1	2.22%
551 - Assist police or other governmental agency	1	2.22%
553 - Public service	1	2.22%
671 - HazMat release investigation w/no HazMat	1	2.22%
745 - Alarm system activation, no fire - unintentional	9	20.00%
Zone: STA 03 - Cetronia Total Incident:	14	31.11%
STA 08 - Fogelsville		
111 - Building fire	1	2.22%
Zone: STA 08 - Fogelsville Total Incident:	1	2.22%
STA 11 - Greenawalds		
321 - EMS call, excluding vehicle accident with injury	2	4.44%
745 - Alarm system activation, no fire - unintentional	2	4.44%
Zone: STA 11 - Greenawalds Total Incident:	4	8.89%
STA 20 - Eastern Salisbury		
111 - Building fire	1	2.22%
Zone: STA 20 - Eastern Salisbury Total Incident:	1	2.22%
STA 24 - Slatington		
111 - Building fire	1	2.22%
745 - Alarm system activation, no fire - unintentional	2	4.44%
Zone: STA 24 - Slatington Total Incident:	3	6.67%

Report shows count of incidents for Status selected.



INCIDENT TYPE	# INCIDENTS	% of TOTAL
STA 26 - Tri-Clover		
131 - Passenger vehicle fire	1	2.22%
322 - Motor vehicle accident with injuries	2	4.44%
745 - Alarm system activation, no fire - unintentional	1	2.22%
Zone: STA 26 - Tri-Clover Total Incident:	4	8.89%
STA 28 - Vera Cruz		
111 - Building fire	1	2.22%
Zone: STA 28 - Vera Cruz Total Incident:	1	2.22%
STA 32 - Woodlawn		
111 - Building fire	2	4.44%
154 - Dumpster or other outside trash receptacle fire	1	2.22%
400 - Hazardous condition, other	1	2.22%
553 - Public service	1	2.22%
651 - Smoke scare, odor of smoke	1	2.22%
743 - Smoke detector activation, no fire - unintentional	1	2.22%
745 - Alarm system activation, no fire - unintentional	3	6.67%
Zone: STA 32 - Woodlawn Total Incident:	10	22.22%
STA 36 - Whitehall - Fullerton		
111 - Building fire	1	2.22%
Zone: STA 36 - Whitehall - Fullerton Total Incident:	1	2.22%
STA 56 - Upper Macungie District 56		
111 - Building fire	1	2.22%
631 - Authorized controlled burning	1	2.22%
Zone: STA 56 - Upper Macungie District 56 Total Incident:	2	4.44%
TOTAL INCIDENTS FOR ALL ZONES:	45	100%

Report shows count of incidents for Status selected.

Greenawalds Fire Company

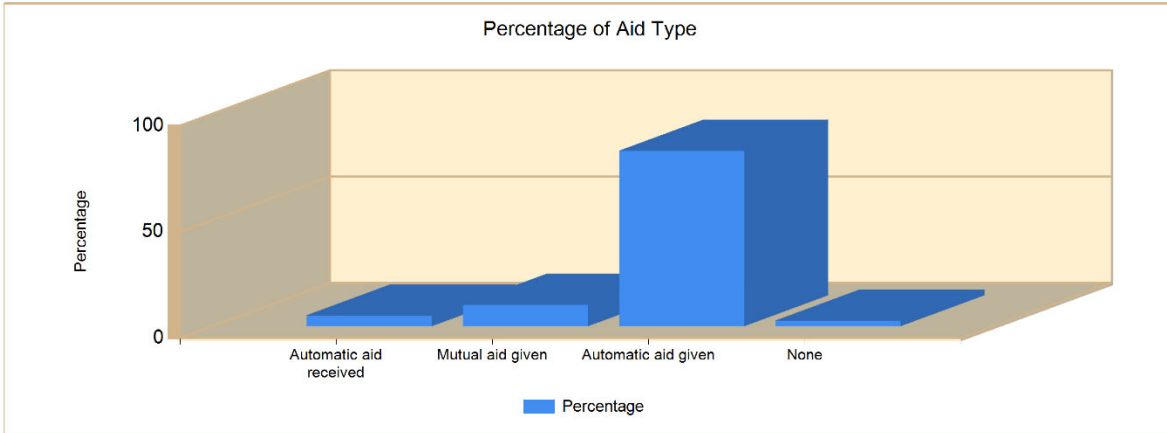
Allentown, PA

This report was generated on 4/1/2024 5:33:06 PM



Count of Aid Given and Received for Incidents for Date Range

Start Date: 03/01/2024 | End Date: 03/31/2024



AID TYPE	TOTAL	% of TOTAL
Automatic aid received	2	5.0%
Mutual aid given	4	10.0%
Automatic aid given	33	82.5%
None	1	2.5%

Only REVIEWED incidents included

emergencyreporting.com
Doc Id: 549
Page # 1 of 1

Greenawalds Fire Company

Allentown, PA

This report was generated on 4/1/2024 5:33:57 PM




Average Number of Responding Personnel per Incident Type for Date Range

StartDate: 03/01/2024 | EndDate: 03/31/2024

INCIDENT TYPE	AVG. # PERSONNEL
111 - Building fire	10
131 - Passenger vehicle fire	9
154 - Dumpster or other outside trash receptacle fire	12
321 - EMS call, excluding vehicle accident with injury	10
322 - Motor vehicle accident with injuries	10
400 - Hazardous condition, other	7
413 - Oil or other combustible liquid spill	8
551 - Assist police or other governmental agency	3
553 - Public service	9
631 - Authorized controlled burning	10
651 - Smoke scare, odor of smoke	7
671 - HazMat release investigation w/no HazMat	9
743 - Smoke detector activation, no fire - unintentional	4
745 - Alarm system activation, no fire - unintentional	8

Reviewed Incidents only.

 **EMERGENCY REPORTING**
emergencyreporting.com
Doc Id: 1143
Page # 1 of 1

Greenawalds Fire Company

Allentown, PA

This report was generated on 4/1/2024 5:34:49 PM



Average Turnout Time (Dispatch to Enroute) per Apparatus for Date Range

Start Date: 03/01/2024 | End Date: 03/31/2024

APPARATUS	TURNOUT TIME (min) (Dispatch to Enroute)
11POV	0:00
AC11	0:31
B11	0:16
B11-1	0:10
B11-2	0:09
C11	0:07
DC11	0:11
E11	2:15
FPL11	2:11
LT11	0:00
R11	0:07
RE11	1:49
TA11	0:07
U11	0:06
U11-1	0:06
AVERAGE TURNOUT TIME:	0:32

Report calculates the average time difference between DISPATCH and ENROUTE for each apparatus. Only Incidents where ENROUTE time is provided are included. "Cancelled Apparatus" Times Are included in the calculation of this Report.

EMERGENCY REPORTING
emergencyreporting.com
Doc Id: 681
Page # 1 of 1

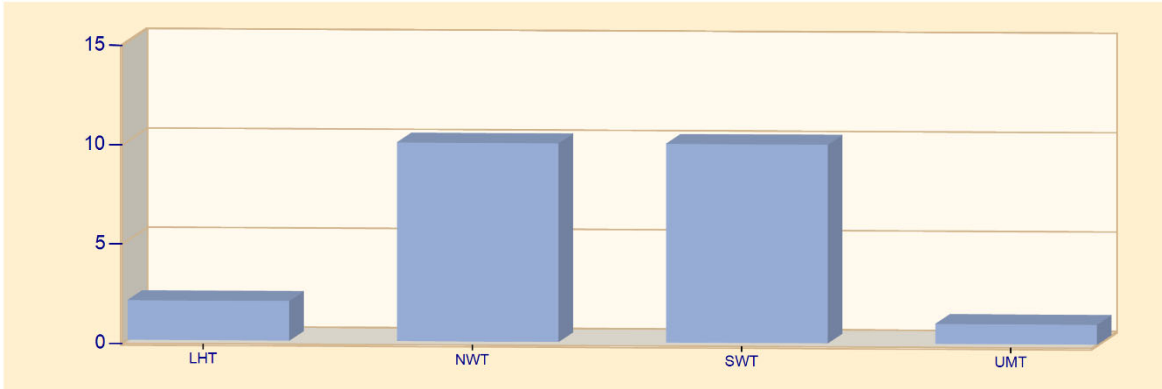
Tri Clover Fire Company

Orefield, PA

This report was generated on 4/1/2024 3:59:08 PM


Incident Type Count per Zone for Date Range

Start Date: 03/01/2024 | End Date: 03/31/2024




ZONES	INCIDENT TYPE	COUNT
LHT - Lowhill Township		
	322 - Motor vehicle accident with injuries	1
	745 - Alarm system activation, no fire - unintentional	1
	<i>Total Incidents for LHT - Lowhill Township:</i>	2
NWT - North Whitehall Township		
	131 - Passenger vehicle fire	1
	311 - Medical assist, assist EMS crew	3
	322 - Motor vehicle accident with injuries	2
	542 - Animal rescue	1
	622 - No incident found on arrival at dispatch address	1
	733 - Smoke detector activation due to malfunction	1
	744 - Detector activation, no fire - unintentional	1
	<i>Total Incidents for NWT - North Whitehall Township:</i>	10
SWT - South Whitehall Township		

Zone information is defined on the Basic Info 3 screen of an incident.
Only REVIEWED incidents included.

 **EMERGENCY REPORTING**
 emergencyreporting.com
 Doc Id: 1404
 Page # 1 of 2

ZONES	INCIDENT TYPE	COUNT
	131 - Passenger vehicle fire	1
	311 - Medical assist, assist EMS crew	1
	324 - Motor vehicle accident with no injuries.	1
	463 - Vehicle accident, general cleanup	1
	733 - Smoke detector activation due to malfunction	2
	735 - Alarm system sounded due to malfunction	2
	744 - Detector activation, no fire - unintentional	2
	<i>Total Incidents for SWT - South Whitehall Township:</i>	<i>10</i>
UMT - Upper Macungie Township		
	442 - Overheated motor	1
	<i>Total Incidents for UMT - Upper Macungie Township:</i>	<i>1</i>
Total Count for all Zone:		23

Zone information is defined on the Basic Info 3 screen of an incident.
Only REVIEWED incidents included.



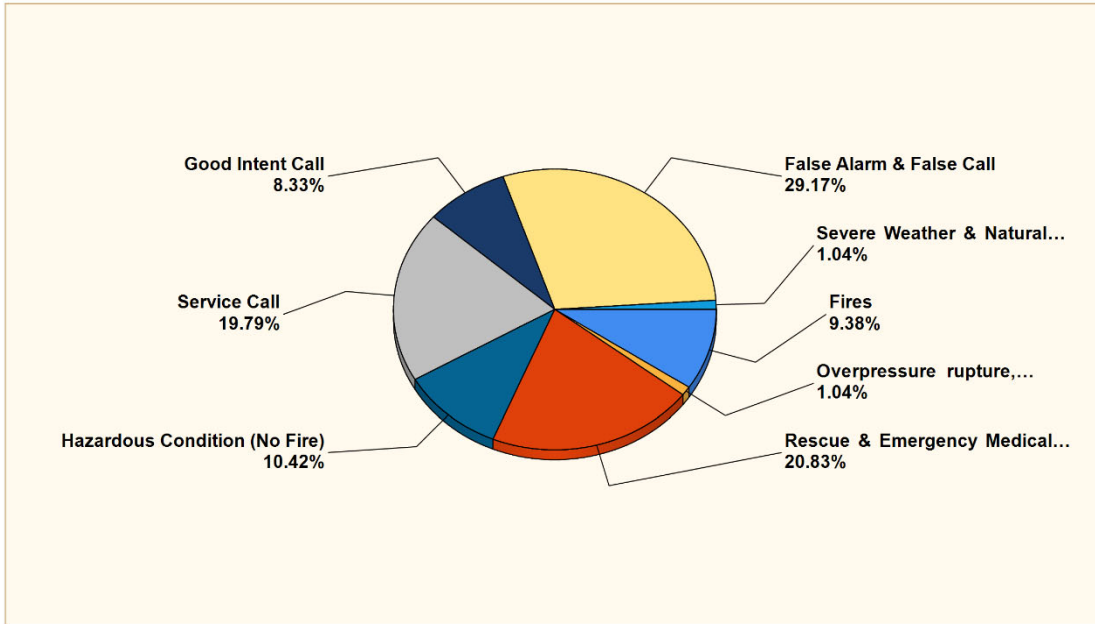
Tri Clover Fire Company

Orefield, PA

This report was generated on 4/1/2024 3:55:46 PM

Breakdown by Major Incident Types for Date Range

Zone(s): All Zones | Start Date: 01/01/2024 | End Date: 12/31/2024



MAJOR INCIDENT TYPE	# INCIDENTS	% of TOTAL
Fires	9	9.38%
Overpressure rupture, explosion, overheating - no fire	1	1.04%
Rescue & Emergency Medical Service	20	20.83%
Hazardous Condition (No Fire)	10	10.42%
Service Call	19	19.79%
Good Intent Call	8	8.33%
False Alarm & False Call	28	29.17%
Severe Weather & Natural Disaster	1	1.04%
TOTAL	96	100%

Only REVIEWED and/or LOCKED IMPORTED incidents are included. Summary results for a major incident type are not displayed if the count is zero.

Detailed Breakdown by Incident Type		
INCIDENT TYPE	# INCIDENTS	% of TOTAL
111 - Building fire	5	5.21%
116 - Fuel burner/boiler malfunction, fire confined	1	1.04%
131 - Passenger vehicle fire	2	2.08%
161 - Outside storage fire	1	1.04%
200 - Overpressure rupture, explosion, overheat other	1	1.04%
311 - Medical assist, assist EMS crew	13	13.54%
322 - Motor vehicle accident with injuries	5	5.21%
324 - Motor vehicle accident with no injuries.	1	1.04%
352 - Extrication of victim(s) from vehicle	1	1.04%
440 - Electrical wiring/equipment problem, other	1	1.04%
442 - Overheated motor	1	1.04%
444 - Power line down	3	3.12%
463 - Vehicle accident, general cleanup	5	5.21%
520 - Water problem, other	1	1.04%
521 - Water evacuation	3	3.12%
542 - Animal rescue	1	1.04%
550 - Public service assistance, other	1	1.04%
551 - Assist police or other governmental agency	8	8.33%
553 - Public service	4	4.17%
561 - Unauthorized burning	1	1.04%
600 - Good intent call, other	1	1.04%
611 - Dispatched & cancelled en route	5	5.21%
622 - No incident found on arrival at dispatch address	1	1.04%
651 - Smoke scare, odor of smoke	1	1.04%
733 - Smoke detector activation due to malfunction	4	4.17%
735 - Alarm system sounded due to malfunction	9	9.38%
744 - Detector activation, no fire - unintentional	3	3.12%
745 - Alarm system activation, no fire - unintentional	12	12.5%
800 - Severe weather or natural disaster, other	1	1.04%
TOTAL INCIDENTS:	96	100%

Only REVIEWED and/or LOCKED IMPORTED incidents are included. Summary results for a major incident type are not displayed if the count is zero.

Woodlawn Fire Department

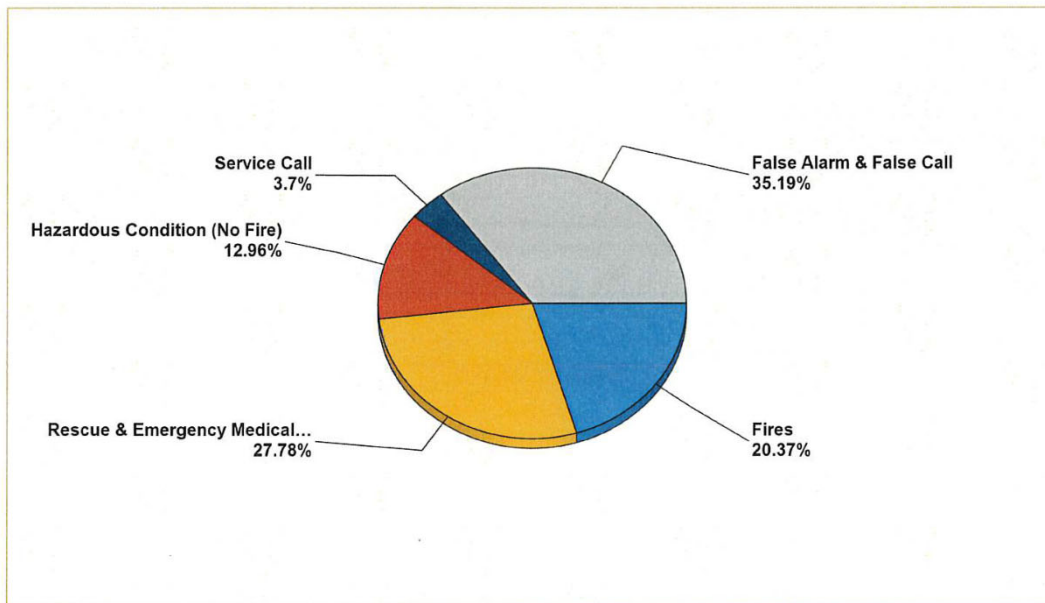
Allentown, PA

This report was generated on 4/1/2024 1:24:16 PM



Breakdown by Major Incident Types for Date Range

Zone(s): All Zones | Start Date: 03/01/2024 | End Date: 03/31/2024



MAJOR INCIDENT TYPE	# INCIDENTS	% of TOTAL
Fires	11	20.37%
Rescue & Emergency Medical Service	15	27.78%
Hazardous Condition (No Fire)	7	12.96%
Service Call	2	3.7%
False Alarm & False Call	19	35.19%
TOTAL	54	100%

Only REVIEWED and/or LOCKED IMPORTED incidents are included. Summary results for a major incident type are not displayed if the count is zero.



Detailed Breakdown by Incident Type		
INCIDENT TYPE	# INCIDENTS	% of TOTAL
111 - Building fire	6	11.11%
132 - Road freight or transport vehicle fire	1	1.85%
142 - Brush or brush-and-grass mixture fire	2	3.7%
151 - Outside rubbish, trash or waste fire	1	1.85%
154 - Dumpster or other outside trash receptacle fire	1	1.85%
311 - Medical assist, assist EMS crew	2	3.7%
321 - EMS call, excluding vehicle accident with injury	11	20.37%
322 - Motor vehicle accident with injuries	2	3.7%
400 - Hazardous condition, other	2	3.7%
411 - Gasoline or other flammable liquid spill	1	1.85%
412 - Gas leak (natural gas or LPG)	1	1.85%
424 - Carbon monoxide incident	3	5.56%
531 - Smoke or odor removal	1	1.85%
551 - Assist police or other governmental agency	1	1.85%
730 - System malfunction, other	1	1.85%
733 - Smoke detector activation due to malfunction	1	1.85%
735 - Alarm system sounded due to malfunction	3	5.56%
743 - Smoke detector activation, no fire - unintentional	1	1.85%
744 - Detector activation, no fire - unintentional	2	3.7%
745 - Alarm system activation, no fire - unintentional	11	20.37%
TOTAL INCIDENTS:	54	100%

51 Responses in Township (96%)

Average Firefighter Response - 12

ZONE	Data	
	Count of INCIDENT #	Average of # PERS.
Cetronia - District 3	18	11
Greenawalds - District 11	1	30
Tri-Clover - District 26	1	11
Upper Saucon - District 27	1	5
Whitehall Township - District 35	2	20
Woodlawn - District 32	31	12
Grand Total	54	12

Only REVIEWED and/or LOCKED IMPORTED incidents are included. Summary results for a major incident type are not displayed if the count is zero.



**JEFF
KELLY**

Emergency Management Coordinator

CONTACT

PHONE:
610 794-3209

EMAIL:
eoc@southwhitehall.com

March 2024 Emergency Management Report

March 4th.

South Whitehall PS meeting

March 7th

SWT Traffic and Transportation planning meeting

February 8th

Northeast Healthcare coalition Meeting

February 14th

South Whitehall EMA meeting

February 18th

Update L C EMA Conference Planning Meeting

February 19th

Lehigh County Fire Chiefs Meeting

February 20th.

LC, SWT EMA and CAC Back up EOC meeting

Dorney Park MCI Meeting

Upcoming Events and Meetings

Lehigh Valley EMA Conference April 5,6,7th DeSales

Dorney Park MCI, May 13, 4-8 pm

SWT Family Safety Day September 14 @Fernwood

Cetronia Fire Dept.

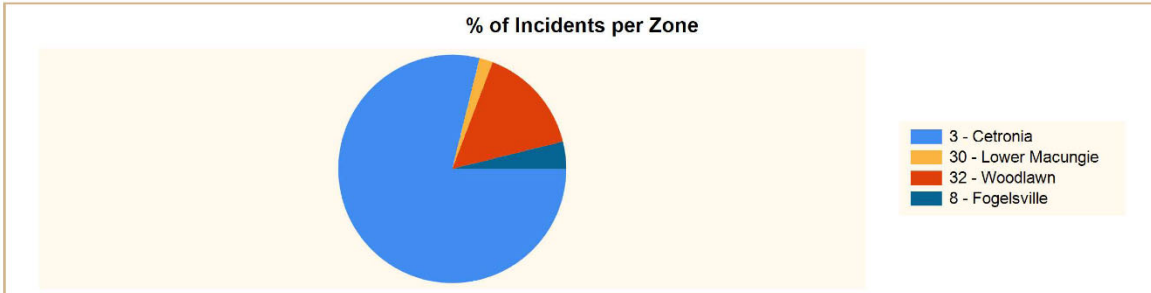
Allentown, PA

This report was generated on 4/7/2024 12:55:40 PM



Count of Incidents by Incident Type per Zone

Incident Status: Reviewed | Start Date: 03/01/2024 | End Date: 03/31/2024



INCIDENT TYPE	# INCIDENTS	% of TOTAL
3 - Cetronia		
132 - Road freight or transport vehicle fire	1	1.92%
251 - Excessive heat, scorch burns with no ignition	1	1.92%
311 - Medical assist, assist EMS crew	7	13.46%
322 - Motor vehicle accident with injuries	1	1.92%
412 - Gas leak (natural gas or LPG)	1	1.92%
413 - Oil or other combustible liquid spill	1	1.92%
444 - Power line down	2	3.85%
445 - Arcing, shorted electrical equipment	1	1.92%
554 - Assist invalid	7	13.46%
611 - Dispatched & cancelled en route	2	3.85%
651 - Smoke scare, odor of smoke	1	1.92%
671 - HazMat release investigation w/no HazMat	1	1.92%
721 - Bomb scare - no bomb	1	1.92%
730 - System malfunction, other	1	1.92%
735 - Alarm system sounded due to malfunction	3	5.77%
741 - Sprinkler activation, no fire - unintentional	1	1.92%
743 - Smoke detector activation, no fire - unintentional	6	11.54%
744 - Detector activation, no fire - unintentional	1	1.92%
745 - Alarm system activation, no fire - unintentional	2	3.85%
Zone: 3 - Cetronia Total Incident:	41	78.85%
30 - Lower Macungie		
111 - Building fire	1	1.92%
Zone: 30 - Lower Macungie Total Incident:	1	1.92%
32 - Woodlawn		
611 - Dispatched & cancelled en route	6	11.54%
743 - Smoke detector activation, no fire - unintentional	1	1.92%
745 - Alarm system activation, no fire - unintentional	1	1.92%

Report shows count of incidents for Status selected.

EMERGENCY REPORTING
 emergencyreporting.com
 Doc Id: 1390
 Page # 1 of 2

INCIDENT TYPE	# INCIDENTS	% of TOTAL
Zone: 32 - Woodlawn Total Incident:	8	15.38%
8 - Fogelsville		
118 - Trash or rubbish fire, contained	1	1.92%
611 - Dispatched & cancelled en route	1	1.92%
Zone: 8 - Fogelsville Total Incident:	2	3.85%
TOTAL INCIDENTS FOR ALL ZONES:	52	100%

Report shows count of incidents for Status selected.