

TOWNSHIP OF SOUTH WHITEHALL
LEHIGH COUNTY, PENNSYLVANIA

PUBLIC SAFETY COMMISSION

PUBLIC MEETING

MINUTES

March 4, 2024

A Public Meeting of the South Whitehall Township Public Safety Commission was held on the above date in the Township Municipal Building located at 4444 Walbert Avenue, Allentown, Lehigh County, Pennsylvania.

Members attending were:

Thomas Yezerski, Chairman
Richard Snyder, Vice Chairman
Andrew Garger, Chief, Greenawalds Fire Department
Jeff Kelly, Emergency Management Coordinator
Robert Mateff, Chief Executive Officer, Cetronia Ambulance Corp.
Dr. Tony Naradko, Parkland School District
Chris Peischl, At Large Member
Barry Search, Chief, Woodlawn Fire Department
Michael Smith, At Large Member

Board of Commissioner Members attending were:

Monica Hodges
Diane Kelly

Others attending were:

None.

Township Staff attending were:

Herb Bender, Director of Township Operations
John Frantz, Fire Marshal
Jason Grozier, Sergeant, Police Department
Thomas Petrucci, Township Manager

AGENDA ITEM #1 - CALL TO ORDER

The meeting was called to order at 7:00 p.m.

AGENDA ITEM #2 - APPROVAL OF MINUTES

The minutes of February 5, 2024 were approved as submitted.

AGENDA ITEM #3 - OLD BUSINESS

None.

AGENDA ITEM #4 – COURTESY OF THE FLOOR

None.

AGENDA ITEM #5 - NEW BUSINESS

A. Commissioner's Report

None.

B. Fire Companies Report

Mr. Frantz conveyed Chief Diaz' report that Cetronia responded to fifty-one calls for the month of February 2024.

Chief Garger submitted the response report via email for Greenawalds for the month of February 2024. It is included as an attachment to these minutes. Greenawalds responded to fifty-five calls for the month of February 2024.

Commissioner Peischl commented that the structure of the reports submitted by Greenawalds provide useful information presented in an easy-to-understand format.

Chief Garger indicated that the report structure is present in the Emergency Reporting software that all four departments use to prepare their reports.

Chief Neas submitted the response reports via email for Tri-Clover for the month of February 2024 and year-to-date 2024. They are included as attachment to these minutes. Tri-Clover responded to thirty-two calls for the month of February 2024 and seventy-one calls year-to-date 2024. Mr. Frantz indicated that Chief Neas was absent at the meeting due to attendance at a training class.

Chief Search submitted the response reports for Woodlawn for the months of January and February 2024. They are included as attachments to these minutes. Woodlawn responded to fifty-four calls for the month of January 2024 and sixty-nine calls for the month of February 2024.

C. Emergency Management Team Report

Coordinator Kelly submitted the Emergency Management report for the month of February 2024. It is included as an attachment to these minutes.

The next township Emergency Management meeting will be held on March 14, 2024.

EMA Coordinators throughout Lehigh County have been trained on the use of Skywarn.

Tab 3 of the Township EOP has been updated and is being distributed.

Nativity Lutheran Church has submitted their updated emergency plan.

The Lehigh Emergency Service Training Academy (LESTA) is once again functioning. Coordinator Kelly is serving on the LESTA Board.

The PA Route 309 & Tilghman Street interchange reconstruction project will be commencing in 2025. They have agreed to provide third-party traffic control during the project.

Commissioner Peischl expressed his concern about Tilghman Street being reduced from four lanes to two lanes during the construction.

Chief Garger indicated that he has received the Tier 2 report from Geo Specialty Chemical.

D. Police Report

Sergeant Grozier reported that the Police responded to one thousand and seventy-two calls, had seventy-six reported crimes, made thirty-seven arrests, and issued eighty-two citations and one hundred and forty-five warnings for the month of February 2024.

E. Emergency Medical Services Report

Chief Executive Officer Mateff reported that Cetronia responded to two-hundred and seventy-four calls for the month of February 2024. Seven of

those calls were handled by mutual aid providers. The busiest time for responses is mid-week between the hours of 4PM to 5PM. The average duration of the calls is fifty minutes and thirty-two seconds.

F. Parkland School District Report

Dr. Naradko reported that the Spring Musical will be held April 1-14, 2024. Kindergarten registration is now open for the 2024/2025 school year. Both the boys and girls basketball teams have won their divisions and are advancing to the District playoffs. The Community Resource Day event will be held on April 16, 2024.

G. Subdivision Review

1. Nestle Purina Wastewater Treatment Upgrades – Major Plan 2021-102

The Commission recommended that the following comments of the Fire Marshal be addressed on the plans.

- a. The fire apparatus turning radius drawing should be changed to provide the vehicle approach from the main gate side of the access road to the new wastewater building.
- b. Soil bearing details for the entirety of the gravel fire department access road should be indicated in order to determine if it will support heavy fire apparatus.
- c. The proposed fire water line size should be indicated on the plan.
- d. The proposed fire water line should be indicated up to the connection point to the existing water system.
- e. A SALDO compliant fire hydrant should be indicated for the proposed building on the north side of the complex.
- f. The SWT specification detail for fire hydrants should be included on the plans.

2. Dorney Park Project 2024 – Major Plan 2023-101

The Commission made no recommendations to the plan.

H. Address Assignments

None.

AGENDA ITEM #6 - ADJOURNMENT

The meeting was adjourned at 7:30 p.m.

ADOPTED THIS DATE:

ATTEST:

Secretary

Chairman

Greenawalds Fire Company

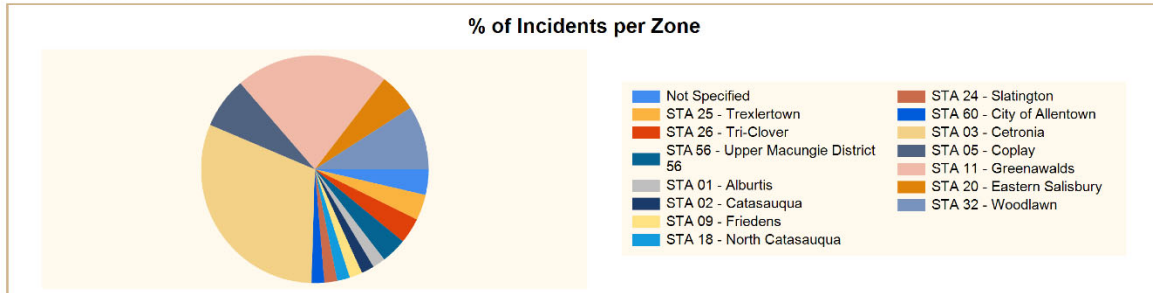
Allentown, PA

This report was generated on 3/4/2024 2:11:06 PM



Count of Incidents by Incident Type per Zone

Incident Status: All | Start Date: 02/01/2024 | End Date: 02/29/2024



INCIDENT TYPE	# INCIDENTS	% of TOTAL
Not Specified		
111 - Building fire	1	1.82%
745 - Alarm system activation, no fire - unintentional	1	1.82%
Zone: Not Specified Total Incident:	2	3.64%
STA 01 - Alburtis		
111 - Building fire	1	1.82%
Zone: STA 01 - Alburtis Total Incident:	1	1.82%
STA 02 - Catasauqua		
111 - Building fire	1	1.82%
Zone: STA 02 - Catasauqua Total Incident:	1	1.82%
STA 03 - Cetronia		
352 - Extrication of victim(s) from vehicle	2	3.64%
551 - Assist police or other governmental agency	1	1.82%
745 - Alarm system activation, no fire - unintentional	14	25.45%
Zone: STA 03 - Cetronia Total Incident:	17	30.91%
STA 05 - Coplay		
300 - Rescue, EMS incident, other	1	1.82%
353 - Removal of victim(s) from stalled elevator	1	1.82%
360 - Water & ice-related rescue, other	1	1.82%
652 - Steam, vapor, fog or dust thought to be smoke	1	1.82%
Zone: STA 05 - Coplay Total Incident:	4	7.27%
STA 09 - Friedens		
111 - Building fire	1	1.82%
Zone: STA 09 - Friedens Total Incident:	1	1.82%
STA 11 - Greenawalds		
131 - Passenger vehicle fire	1	1.82%
321 - EMS call, excluding vehicle accident with injury	1	1.82%

Report shows count of incidents for Status selected.

EMERGENCY REPORTING
 emergencyreporting.com
 Doc Id: 1390
 Page # 1 of 2

424 - Carbon monoxide incident	1	1.82%
444 - Power line down	1	1.82%
551 - Assist police or other governmental agency	7	12.73%
553 - Public service	1	1.82%
Zone: STA 11 - Greenawalds Total Incident:	12	21.82%
STA 18 - North Catasauqua		
111 - Building fire	1	1.82%
Zone: STA 18 - North Catasauqua Total Incident:	1	1.82%
STA 20 - Eastern Salisbury		
111 - Building fire	3	5.45%
Zone: STA 20 - Eastern Salisbury Total Incident:	3	5.45%
STA 24 - Slatington		
111 - Building fire	1	1.82%
Zone: STA 24 - Slatington Total Incident:	1	1.82%
STA 25 - Trexlertown		
111 - Building fire	2	3.64%
Zone: STA 25 - Trexlertown Total Incident:	2	3.64%
STA 26 - Tri-Clover		
322 - Motor vehicle accident with injuries	1	1.82%
553 - Public service	1	1.82%
Zone: STA 26 - Tri-Clover Total Incident:	2	3.64%
STA 32 - Woodlawn		
111 - Building fire	2	3.64%
551 - Assist police or other governmental agency	2	3.64%
745 - Alarm system activation, no fire - unintentional	1	1.82%
Zone: STA 32 - Woodlawn Total Incident:	5	9.09%
STA 56 - Upper Macungie District 56		
111 - Building fire	2	3.64%
Zone: STA 56 - Upper Macungie District 56 Total Incident:	2	3.64%
STA 60 - City of Allentown		
571 - Cover assignment, standby, moveup	1	1.82%
Zone: STA 60 - City of Allentown Total Incident:	1	1.82%
TOTAL INCIDENTS FOR ALL ZONES:	55	100%

Report shows count of incidents for Status selected.

Greenawalds Fire Company

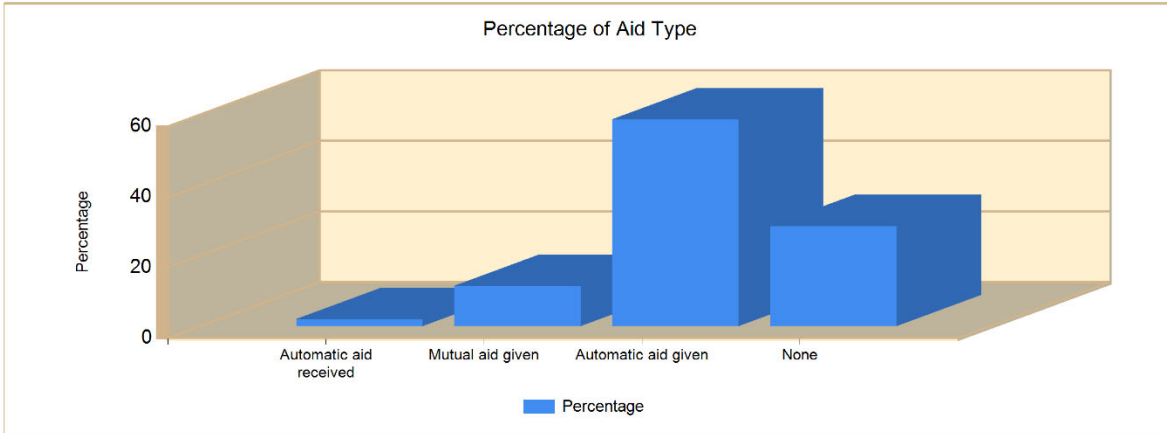
Allentown, PA

This report was generated on 3/4/2024 2:15:07 PM



Count of Aid Given and Received for Incidents for Date Range

Start Date: 02/01/2024 | End Date: 02/29/2024



AID TYPE	TOTAL	% of TOTAL
Automatic aid received	1	1.9%
Mutual aid given	6	11.3%
Automatic aid given	31	58.5%
None	15	28.3%

Only REVIEWED incidents included

emergencyreporting.com
Doc Id: 549
Page # 1 of 1

Greenawalds Fire Company

Allentown, PA

This report was generated on 3/4/2024 2:16:06 PM



Average Number of Responding Personnel per Incident Type for Date Range

StartDate: 02/01/2024 | EndDate: 02/29/2024

INCIDENT TYPE	AVG. # PERSONNEL
111 - Building fire	16
131 - Passenger vehicle fire	9
300 - Rescue, EMS incident, other	9
321 - EMS call, excluding vehicle accident with injury	17
322 - Motor vehicle accident with injuries	15
352 - Extrication of victim(s) from vehicle	7
353 - Removal of victim(s) from stalled elevator	12
360 - Water & ice-related rescue, other	12
424 - Carbon monoxide incident	5
444 - Power line down	8
551 - Assist police or other governmental agency	6
553 - Public service	4
571 - Cover assignment, standby, moveup	8
652 - Steam, vapor, fog or dust thought to be smoke	8
745 - Alarm system activation, no fire - unintentional	7

Reviewed Incidents only.

EMERGENCY REPORTING
emergencyreporting.com
Doc Id: 1143
Page # 1 of 1

Greenawalds Fire Company

Allentown, PA

This report was generated on 3/4/2024 2:13:27 PM



Average Turnout Time (Dispatch to Enroute) per Apparatus for Date Range

Start Date: 02/01/2024 | End Date: 02/29/2024

APPARATUS	TURNOUT TIME (min) (Dispatch to Enroute)
11POV	0:00
AC11	0:20
B11	0:32
B11-1	1:33
B11-2	1:15
BO11	0:07
C11	0:18
DC11	0:10
E11	1:54
FPL11	1:09
R11	0:24
RE11	0:24
TA11	1:02
U11	0:14
U11-1	0:07
AVERAGE TURNOUT TIME:	0:38

Report calculates the average time difference between DISPATCH and ENROUTE for each apparatus. Only Incidents where ENROUTE time is provided are included. "Cancelled Apparatus" Times Are included in the calculation of this Report.

EMERGENCY REPORTING
emergencyreporting.com
Doc Id: 681
Page # 1 of 1

Woodlawn Fire Department

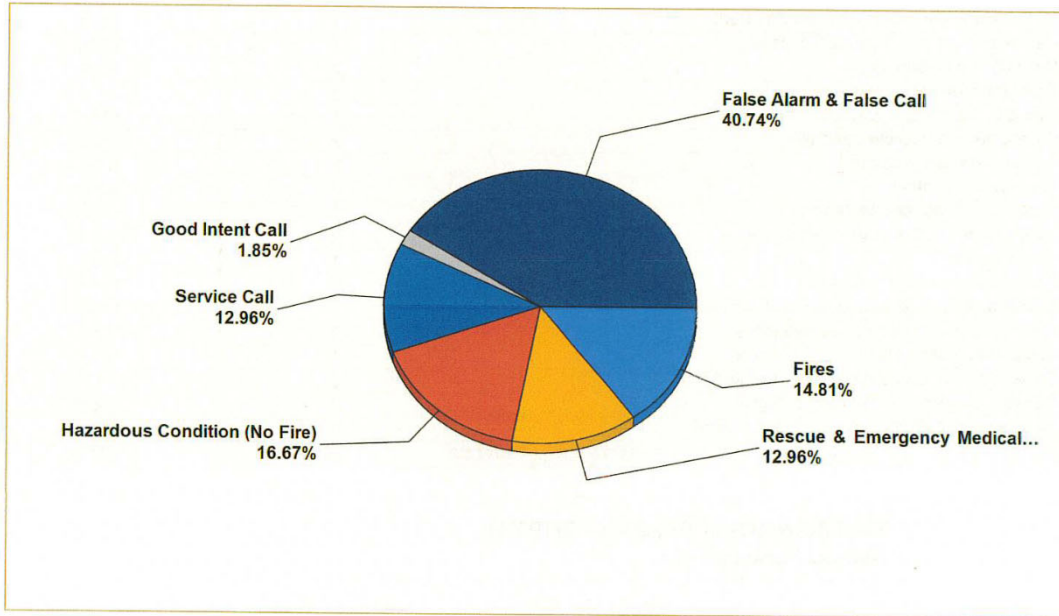
Allentown, PA

This report was generated on 3/2/2024 10:12:34 PM



Breakdown by Major Incident Types for Date Range

Zone(s): All Zones | Start Date: 01/01/2024 | End Date: 01/31/2024



MAJOR INCIDENT TYPE	# INCIDENTS	% of TOTAL
Fires	8	14.81%
Rescue & Emergency Medical Service	7	12.96%
Hazardous Condition (No Fire)	9	16.67%
Service Call	7	12.96%
Good Intent Call	1	1.85%
False Alarm & False Call	22	40.74%
TOTAL	54	100%

Only REVIEWED and/or LOCKED IMPORTED incidents are included. Summary results for a major incident type are not displayed if the count is zero.



Detailed Breakdown by Incident Type		
INCIDENT TYPE	# INCIDENTS	% of TOTAL
111 - Building fire	6	11.11%
131 - Passenger vehicle fire	1	1.85%
132 - Road freight or transport vehicle fire	1	1.85%
311 - Medical assist, assist EMS crew	1	1.85%
321 - EMS call, excluding vehicle accident with injury	4	7.41%
323 - Motor vehicle/pedestrian accident (MV Ped)	1	1.85%
353 - Removal of victim(s) from stalled elevator	1	1.85%
400 - Hazardous condition, other	2	3.7%
411 - Gasoline or other flammable liquid spill	2	3.7%
412 - Gas leak (natural gas or LPG)	1	1.85%
413 - Oil or other combustible liquid spill	2	3.7%
424 - Carbon monoxide incident	2	3.7%
520 - Water problem, other	2	3.7%
550 - Public service assistance, other	1	1.85%
551 - Assist police or other governmental agency	3	5.56%
553 - Public service	1	1.85%
651 - Smoke scare, odor of smoke	1	1.85%
733 - Smoke detector activation due to malfunction	1	1.85%
735 - Alarm system sounded due to malfunction	2	3.7%
741 - Sprinkler activation, no fire - unintentional	1	1.85%
743 - Smoke detector activation, no fire - unintentional	6	11.11%
744 - Detector activation, no fire - unintentional	3	5.56%
745 - Alarm system activation, no fire - unintentional	9	16.67%
TOTAL INCIDENTS:	54	100%

Total Responses in Township - 50 (93%)
Average Personnel - 13

ZONE	Data		Township
	Count of INCIDENT #	Average of # PERS.	
Woodlawn - District 32	28	14	28
Cetronia - District 3	19	11	19
Tri-Clover - District 26	2	17	2
Berks County - 99	1	7	
Coopersburg - District 4	1	7	
Greenawalds - District 11	1	13	1
Emmaus - District 7	1	10	
Western Salisbury - District 31	1	16	
(blank)			
Grand Total	54	13	50
			93%

Only REVIEWED and/or LOCKED IMPORTED incidents are included. Summary results for a major incident type are not displayed if the count is zero.



Woodlawn Fire Department

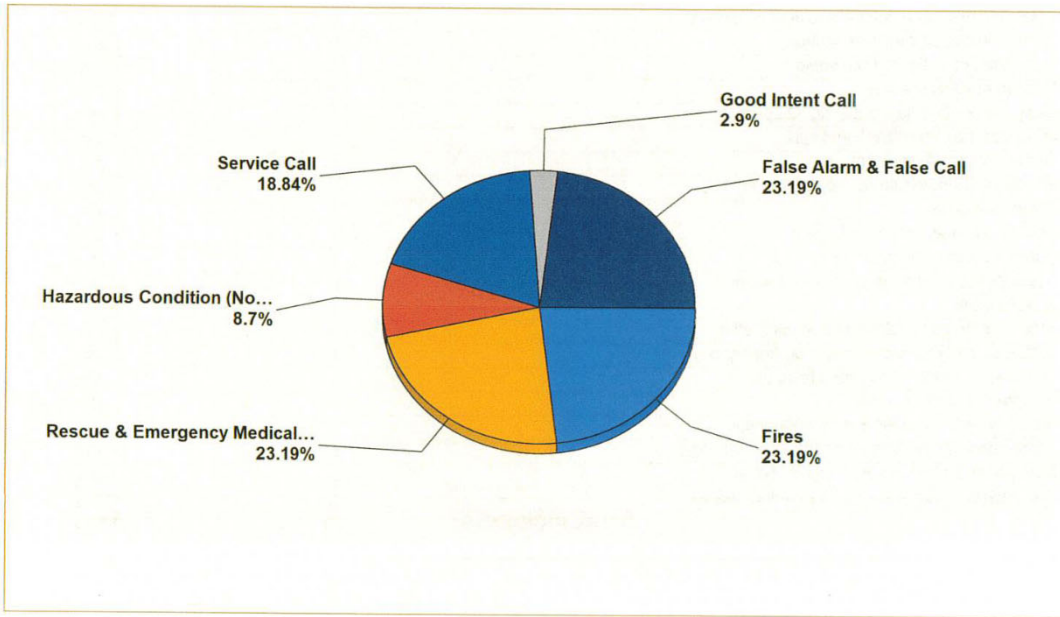
Allentown, PA

This report was generated on 3/2/2024 9:15:11 PM



Breakdown by Major Incident Types for Date Range

Zone(s): All Zones | Start Date: 02/01/2024 | End Date: 02/29/2024



MAJOR INCIDENT TYPE	# INCIDENTS	% of TOTAL
Fires	16	23.19%
Rescue & Emergency Medical Service	16	23.19%
Hazardous Condition (No Fire)	6	8.7%
Service Call	13	18.84%
Good Intent Call	2	2.9%
False Alarm & False Call	16	23.19%
TOTAL	69	100%

Only REVIEWED and/or LOCKED IMPORTED incidents are included. Summary results for a major incident type are not displayed if the count is zero.



Detailed Breakdown by Incident Type		
INCIDENT TYPE	# INCIDENTS	% of TOTAL
111 - Building fire	13	18.84%
130 - Mobile property (vehicle) fire, other	1	1.45%
138 - Off-road vehicle or heavy equipment fire	1	1.45%
142 - Brush or brush-and-grass mixture fire	1	1.45%
311 - Medical assist, assist EMS crew	7	10.14%
321 - EMS call, excluding vehicle accident with injury	2	2.9%
322 - Motor vehicle accident with injuries	5	7.25%
352 - Extrication of victim(s) from vehicle	1	1.45%
381 - Rescue or EMS standby	1	1.45%
411 - Gasoline or other flammable liquid spill	1	1.45%
413 - Oil or other combustible liquid spill	1	1.45%
424 - Carbon monoxide incident	1	1.45%
440 - Electrical wiring/equipment problem, other	1	1.45%
444 - Power line down	1	1.45%
463 - Vehicle accident, general cleanup	1	1.45%
550 - Public service assistance, other	1	1.45%
551 - Assist police or other governmental agency	11	15.94%
554 - Assist invalid	1	1.45%
650 - Steam, other gas mistaken for smoke, other	1	1.45%
661 - EMS call, party transported by non-fire agency	1	1.45%
715 - Local alarm system, malicious false alarm	1	1.45%
730 - System malfunction, other	1	1.45%
735 - Alarm system sounded due to malfunction	1	1.45%
743 - Smoke detector activation, no fire - unintentional	5	7.25%
744 - Detector activation, no fire - unintentional	2	2.9%
745 - Alarm system activation, no fire - unintentional	6	8.7%
TOTAL INCIDENTS:	69	100%

58 Incidents in Township (84%)
Average response 13

ZONE	Count of INCIDENT #	Average of # PERS.
Woodlawn - District 32	34	12
Cetronia - District 3	21	10
Eastern Salisbury - District 20	4	15
Catasaqua - District 2	2	22
Tri-Clover - District 26	2	14
Friedens - District 9	2	20
Emerald - District 6	2	16
Greenawalds - District 11	1	12
Allentown - District 60	1	10
Grand Total	69	13

Only REVIEWED and/or LOCKED IMPORTED incidents are included. Summary results for a major incident type are not displayed if the count is zero.

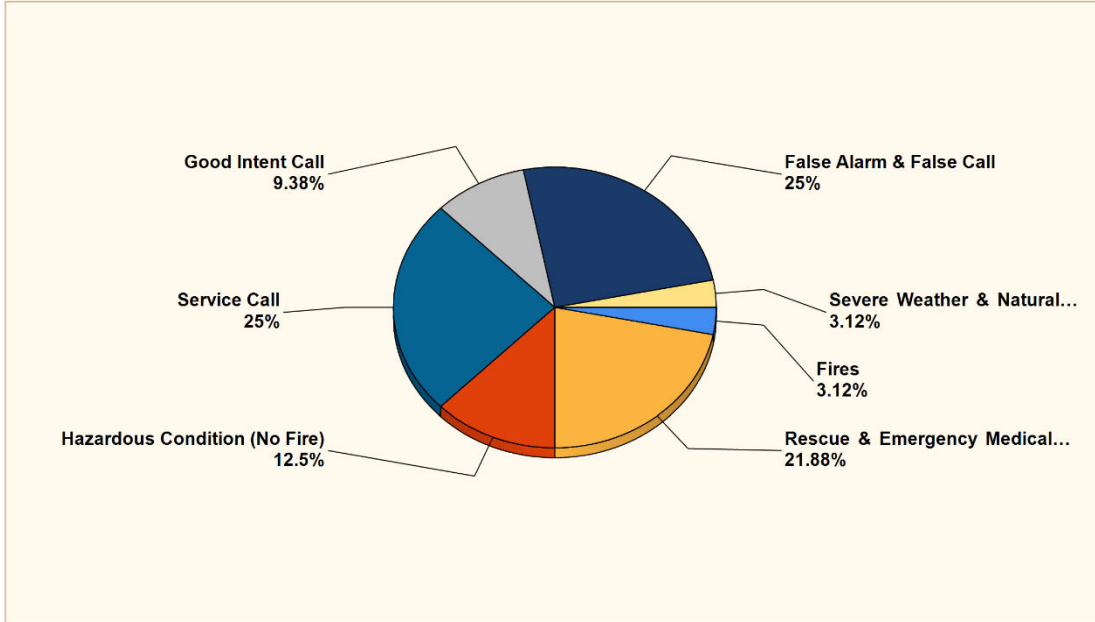
Tri Clover Fire Company

Orefield, PA

This report was generated on 3/3/2024 10:54:02 PM

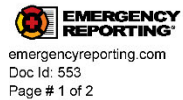
Breakdown by Major Incident Types for Date Range

Zone(s): All Zones | Start Date: 02/01/2024 | End Date: 02/29/2024



MAJOR INCIDENT TYPE	# INCIDENTS	% of TOTAL
Fires	1	3.12%
Rescue & Emergency Medical Service	7	21.88%
Hazardous Condition (No Fire)	4	12.5%
Service Call	8	25%
Good Intent Call	3	9.38%
False Alarm & False Call	8	25%
Severe Weather & Natural Disaster	1	3.12%
TOTAL	32	100%

Only REVIEWED and/or LOCKED IMPORTED incidents are included. Summary results for a major incident type are not displayed if the count is zero.



Detailed Breakdown by Incident Type		
INCIDENT TYPE	# INCIDENTS	% of TOTAL
111 - Building fire	1	3.12%
311 - Medical assist, assist EMS crew	4	12.5%
322 - Motor vehicle accident with injuries	2	6.25%
352 - Extrication of victim(s) from vehicle	1	3.12%
444 - Power line down	1	3.12%
463 - Vehicle accident, general cleanup	3	9.38%
550 - Public service assistance, other	1	3.12%
551 - Assist police or other governmental agency	4	12.5%
553 - Public service	2	6.25%
561 - Unauthorized burning	1	3.12%
600 - Good intent call, other	1	3.12%
611 - Dispatched & cancelled en route	1	3.12%
651 - Smoke scare, odor of smoke	1	3.12%
733 - Smoke detector activation due to malfunction	1	3.12%
735 - Alarm system sounded due to malfunction	3	9.38%
745 - Alarm system activation, no fire - unintentional	4	12.5%
800 - Severe weather or natural disaster, other	1	3.12%
TOTAL INCIDENTS:	32	100%

Only REVIEWED and/or LOCKED IMPORTED incidents are included. Summary results for a major incident type are not displayed if the count is zero.

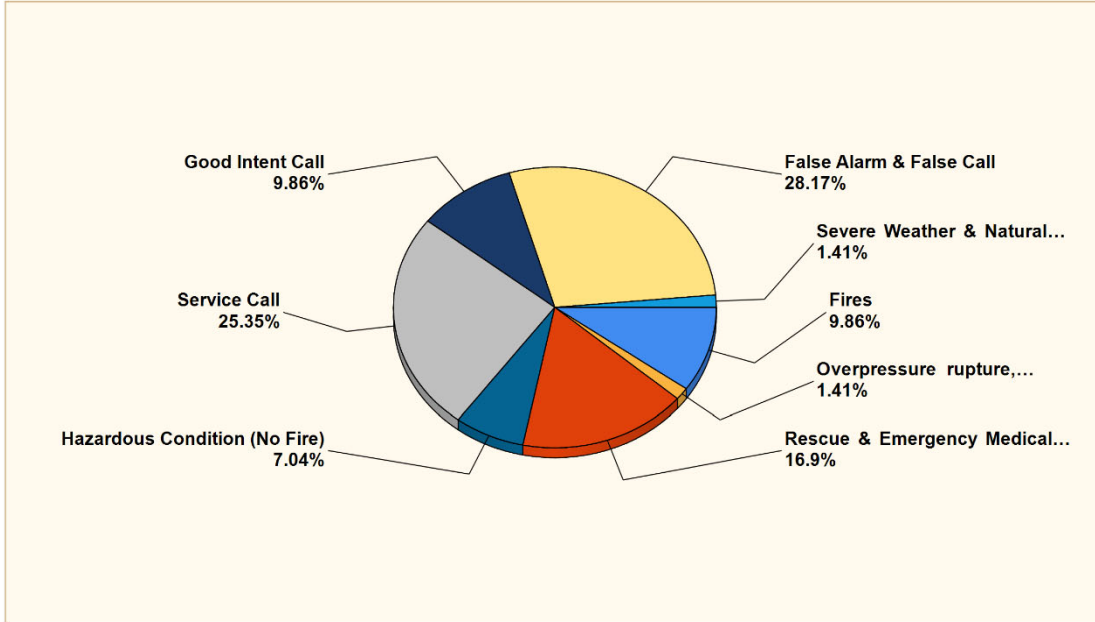
Tri Clover Fire Company

Orefield, PA

This report was generated on 3/3/2024 10:56:03 PM

Breakdown by Major Incident Types for Date Range

Zone(s): All Zones | Start Date: 01/01/2024 | End Date: 12/31/2024



MAJOR INCIDENT TYPE	# INCIDENTS	% of TOTAL
Fires	7	9.86%
Overpressure rupture, explosion, overheating - no fire	1	1.41%
Rescue & Emergency Medical Service	12	16.9%
Hazardous Condition (No Fire)	5	7.04%
Service Call	18	25.35%
Good Intent Call	7	9.86%
False Alarm & False Call	20	28.17%
Severe Weather & Natural Disaster	1	1.41%
TOTAL	71	100%

Only REVIEWED and/or LOCKED IMPORTED incidents are included. Summary results for a major incident type are not displayed if the count is zero.



Detailed Breakdown by Incident Type		
INCIDENT TYPE	# INCIDENTS	% of TOTAL
111 - Building fire	5	7.04%
116 - Fuel burner/boiler malfunction, fire confined	1	1.41%
161 - Outside storage fire	1	1.41%
200 - Overpressure rupture, explosion, overheat other	1	1.41%
311 - Medical assist, assist EMS crew	9	12.68%
322 - Motor vehicle accident with injuries	2	2.82%
352 - Extrication of victim(s) from vehicle	1	1.41%
444 - Power line down	1	1.41%
463 - Vehicle accident, general cleanup	4	5.63%
520 - Water problem, other	1	1.41%
521 - Water evacuation	3	4.23%
550 - Public service assistance, other	1	1.41%
551 - Assist police or other governmental agency	8	11.27%
553 - Public service	4	5.63%
561 - Unauthorized burning	1	1.41%
600 - Good intent call, other	1	1.41%
611 - Dispatched & cancelled en route	5	7.04%
651 - Smoke scare, odor of smoke	1	1.41%
733 - Smoke detector activation due to malfunction	1	1.41%
735 - Alarm system sounded due to malfunction	7	9.86%
744 - Detector activation, no fire - unintentional	1	1.41%
745 - Alarm system activation, no fire - unintentional	11	15.49%
800 - Severe weather or natural disaster, other	1	1.41%
TOTAL INCIDENTS:	71	100%

Only REVIEWED and/or LOCKED IMPORTED incidents are included. Summary results for a major incident type are not displayed if the count is zero.



**JEFF
KELLY**

Emergency Management Coordinator

CONTACT

PHONE:
610 794-3209

EMAIL:
eoc@southwhitehall.com

February 2024 Emergency Management Report

February 1st.

Lehigh County EMA Meeting Skywarn Training

February 2nd

Met with Twp. Manger Tom Petrucci and Herb Bender to update EOP Tab 3

February 5th

South Whitehall Public Safety Meeting

February 12-13

Severe Weather Throughout the Township

February 13th

Update Plans Nativity Lutheran Pre School

February 15th

LESTA Meeting

February 23rd.

Rt.309 Betterment Safety meeting Penn Dot

February 27th.

Dorney Park MCI Drill Planning meeting

Upcoming Events and Meetings

SWT EMA Meeting March 14

Lehigh Valley EMA Conference Meeting March 18th

Dorney Park MCI Meeting March 20

Lehigh Valley EMA Conference April 5,6,7th DeSales

Dorney Park MCI, May 13, 4-8 pm

SWT Family Safety Day September 14 @Fernwood