

**TOWNSHIP OF SOUTH WHITEHALL
LEHIGH COUNTY, PENNSYLVANIA**

PUBLIC SAFETY COMMISSION

PUBLIC MEETING

MINUTES

February 5, 2024

A Public Meeting of the South Whitehall Township Public Safety Commission was held on the above date in the Township Municipal Building located at 4444 Walbert Avenue, Allentown, Lehigh County, Pennsylvania.

Members attending were:

Thomas Yezerski, Chairman
Richard Snyder, Vice Chairman
Ricardo Diaz, Chief, Cetronia Fire Company
Glen Dorney, Chief, Police Department
Andrew Garger, Chief, Greenawalds Fire Department
Jeff Kelly, Emergency Management Coordinator
Robert Mateff, Chief Executive Officer, Cetronia Ambulance Corp.
Dr. Tony Naradko, Parkland School District
Brian Neas, Chief, Tri-Clover Fire Company
Chris Peischl, At Large Member
Barry Search, Chief, Woodlawn Fire Department
Michael Smith, At Large Member

Board of Commissioner Members attending were:

Monica Hodges
Diane Kelly
Chris Peischl

Others attending were:

None.

Township Staff attending were:

Herb Bender, Director of Township Operations
John Frantz, Fire Marshal
Jason Grozier, Sergeant, Police Department
Thomas Petrucci, Township Manager

AGENDA ITEM #1 - CALL TO ORDER

The meeting was called to order at 7:01 p.m.

AGENDA ITEM #2 - APPROVAL OF MINUTES

The minutes of January 8, 2024 were approved as submitted.

AGENDA ITEM #3 - OLD BUSINESS

A. Fire Department Data Reporting

Vice Chairman Snyder indicated that he would like to see standardization of the reports submitted by the fire departments. The reports should include total responses, delineate between responses inside and outside of the Township, and provide the average number of personnel that responded to the incidents. Currently this information is being provided in the report submitted by Greenawalds. Chief Garger will provide the template for the report to the other three stations for their use in providing the reports to the Commission.

B. Intersection of Lincoln Ave. & Hamilton Blvd.

Manager Petrucci reported that the Township has received a \$550,000 PENNDOT Automated Red Light Enforcement Grant for vehicular and pedestrian improvements to the intersection of Lincoln Avenue and Hamilton Boulevard. The funding and installation of red-light cameras is not part of this grant. The project will take three years to complete and will include integrating the intersection signaling into PENNDOT's Intelight Maxview system. This will allow signal configurations to be changed remotely based upon nearby events or traffic issues. It will also provide for curb ramps, bus stop pads, and flashing crosswalk lighting. The Township Transportation Plan process is starting, and this project will integrate with improvements that come out of the completed plan.

AGENDA ITEM #4 – COURTESY OF THE FLOOR

Commissioner Peischl reported that he has witnessed traffic backups on Cedar Crest Boulevard due to the temporary traffic light timing at the intersection of Walbert Avenue and North Cedar Crest Boulevard.

Director Bender will contact personnel from the Ridge Farm construction project and have them ensure that the traffic light is set to the approved timing.

AGENDA ITEM #5 - NEW BUSINESS

A. Commissioner's Report

Commissioner Peischl indicated that the Township Transportation Plan process is starting. As part of this process, a questionnaire will be sent to residents.

B. Fire Companies Report

Chief Diaz reported that Cetronia responded to sixty-four calls for the month of January 2024.

Chief Garger submitted the response reports via email for Greenawalds for the month of January 2024. They are included as attachments to these minutes. Greenawalds responded to fifty-four calls for the month of January 2024.

Chief Neas submitted the response report via email for Tri-Clover for the month of January 2024. It is included as an attachment to these minutes. Tri-Clover responded to thirty-eight calls for the month of January 2024.

Chief Search submitted the response report for Woodlawn for the month of January 2024. It is included as an attachment to these minutes. Woodlawn responded to fifty-four calls for the month of January 2024.

C. Emergency Management Team Report

Coordinator Kelly submitted the Emergency Management report for the month of January 2024. It is included as an attachment to these minutes.

The Hazard Mitigation Plan is being updated to include storm drainage issue in the area of Winchester Road, Leicester Place, Kingston Place, and North 33rd Street.

The use of Google Maps to track the locations of incidents during storm events will be tested at the March 14, 2024 meeting.

D. Police Report

Sergeant Grozier reported that the Police responded to one thousand and ninety-eight calls, had seventy-three reported crimes, and made twenty-nine arrests for the month of January 2024.

E. Emergency Medical Services Report

Chief Executive Officer Mateff reported that Cetronia responded to two-hundred and eighty-eight calls for the month of January 2024. Two of those calls were handled by mutual aid providers. Their units are averaging nine minutes from dispatch to on-scene and one-hour total time committed to calls.

F. Parkland School District Report

Dr. Naradko reported that winter sports seasons are concluding, and the musical presentation is upcoming in April.

Security-based drills with the Township Police are continuing.

The District appreciated the coordination with the Township Director of Operations and other Public Works personnel regarding decisions to close or delay school due to weather events.

G. Subdivision Review

1. Tesla Electric Vehicle Charging Station Wawa 8078 Allentown, PA – Waiver from Land Development Request 2023-706

Coordinator Kelly inquired if the parking spaces for the charging stations may be used by non-electric vehicles if they are found to be empty. The Wawa routinely fills the currently available parking spaces during peak hours.

There are no prohibitions indicated that would keep non-electric vehicles from using empty charging parking spots.

The Commission made no recommendations to the plan.

2. Aesthetic Surgery Associates Medical Office Building – Major Plan 2023-106

Mr. Frantz reported that staff had met with representatives from the subdivision developer. Despite informing them that an additional fire hydrant would be required, a SALDO compliant fire hydrant was not indicated on the plan.

The Commission made the recommendation that a SALDO compliant fire hydrant be added to the plan.

3. Proposed Addition to Exxon Unimart – Waiver from Land Development 2023-705

The Commission made no recommendations to the plan.

4. 1429 Eck Road Outdoor Storage – Major Plan 2022-109

Planner Adams indicated that the plan is back before the Commission regarding review of the proposed crosswalk crossing Eck Road. The crosswalk is shown at the driveway entrance to the property adjacent to the southern-most entrance of the Eck Road warehouse buildings. This may present a sight issue for vehicles travelling north on Eck Road due to the road profile at the Norfolk Southern Crossing.

Two other alternative crosswalk location could be considered. The first midway between the southern-and northern-most Eck Road warehouse driveways. The second at the northern-most Eck Road warehouse driveway.

The Commission made the recommendation that the crosswalk crossing Eck Road should be located at the northern-most entrance to the Eck Road Warehouses.

H. Address Assignments

None.

AGENDA ITEM #6 - ADJOURNMENT

The meeting was adjourned at 7:41 p.m.

ADOPTED THIS DATE:

ATTEST:

Secretary

Chairman

Woodlawn Fire Department

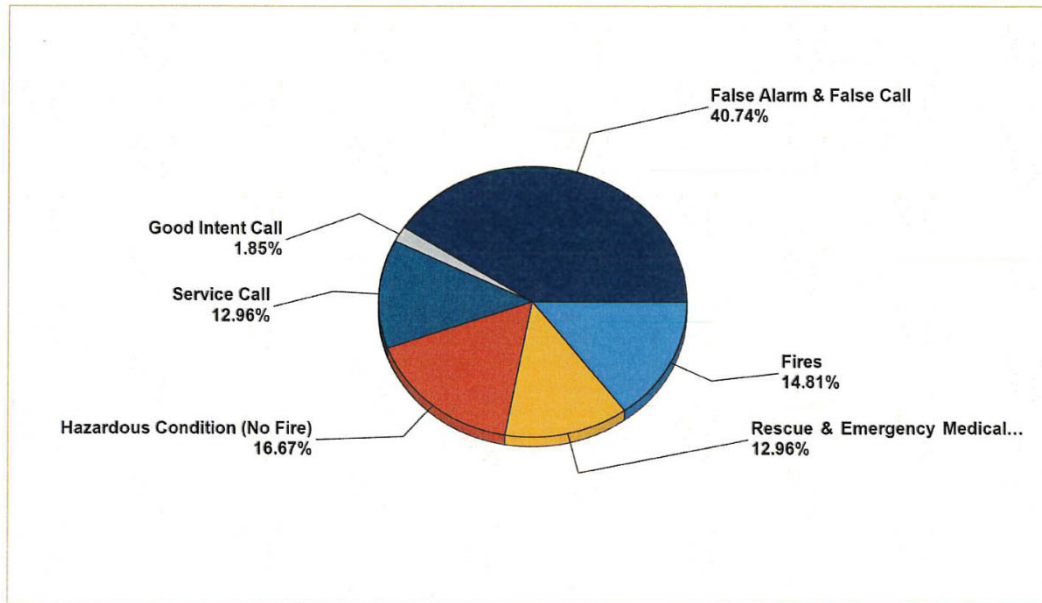
Allentown, PA

This report was generated on 2/5/2024 1:35:15 PM



Breakdown by Major Incident Types for Date Range

Zone(s): All Zones | Start Date: 01/01/2024 | End Date: 01/31/2024



MAJOR INCIDENT TYPE	# INCIDENTS	% of TOTAL
Fires	8	14.81%
Rescue & Emergency Medical Service	7	12.96%
Hazardous Condition (No Fire)	9	16.67%
Service Call	7	12.96%
Good Intent Call	1	1.85%
False Alarm & False Call	22	40.74%
TOTAL	54	100%

Only REVIEWED and/or LOCKED IMPORTED incidents are included. Summary results for a major incident type are not displayed if the count is zero.

EMERGENCY REPORTING
 emergencyreporting.com
 Doc Id: 553
 Page # 1 of 2

Detailed Breakdown by Incident Type		
INCIDENT TYPE	# INCIDENTS	% of TOTAL
111 - Building fire	6	11.11%
131 - Passenger vehicle fire	1	1.85%
132 - Road freight or transport vehicle fire	1	1.85%
311 - Medical assist, assist EMS crew	1	1.85%
321 - EMS call, excluding vehicle accident with injury	4	7.41%
323 - Motor vehicle/pedestrian accident (MV Ped)	1	1.85%
353 - Removal of victim(s) from stalled elevator	1	1.85%
400 - Hazardous condition, other	2	3.7%
411 - Gasoline or other flammable liquid spill	2	3.7%
412 - Gas leak (natural gas or LPG)	1	1.85%
413 - Oil or other combustible liquid spill	2	3.7%
424 - Carbon monoxide incident	2	3.7%
520 - Water problem, other	2	3.7%
550 - Public service assistance, other	1	1.85%
551 - Assist police or other governmental agency	3	5.56%
553 - Public service	1	1.85%
651 - Smoke scare, odor of smoke	1	1.85%
733 - Smoke detector activation due to malfunction	1	1.85%
735 - Alarm system sounded due to malfunction	2	3.7%
741 - Sprinkler activation, no fire - unintentional	1	1.85%
743 - Smoke detector activation, no fire - unintentional	6	11.11%
744 - Detector activation, no fire - unintentional	3	5.56%
745 - Alarm system activation, no fire - unintentional	9	16.67%
TOTAL INCIDENTS:	54	100%

Only REVIEWED and/or LOCKED IMPORTED incidents are included. Summary results for a major incident type are not displayed if the count is zero.

Greenawalds Fire Company

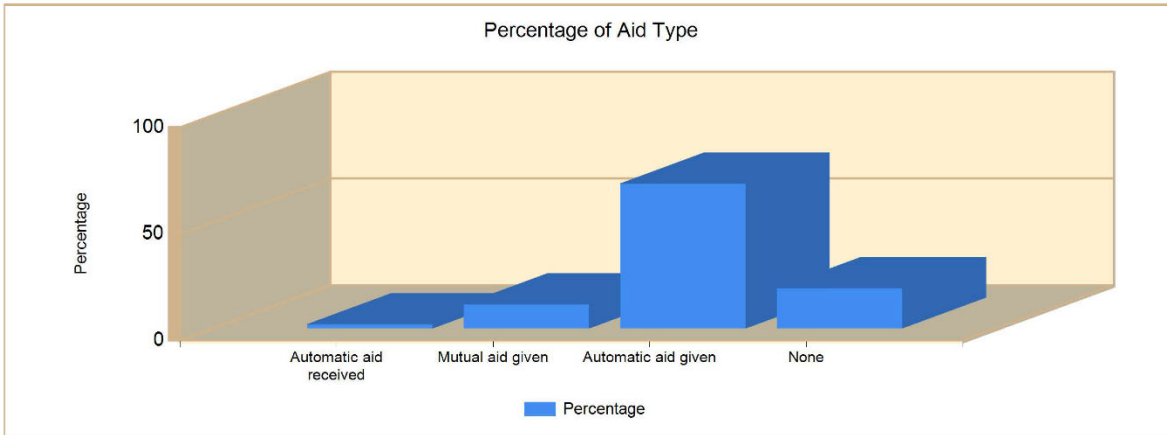
Allentown, PA

This report was generated on 2/5/2024 2:13:59 PM



Count of Aid Given and Received for Incidents for Date Range

Start Date: 01/01/2024 | End Date: 01/31/2024



AID TYPE	TOTAL	% of TOTAL
Automatic aid received	1	1.9%
Mutual aid given	6	11.3%
Automatic aid given	36	67.9%
None	10	18.9%

Only REVIEWED incidents included



emergencyreporting.com
Doc Id: 549
Page # 1 of 1

Greenawalds Fire Company

Allentown, PA

This report was generated on 2/5/2024 2:16:57 PM



Average Number of Responding Personnel per Incident Type for Date Range

StartDate: 01/01/2024 | EndDate: 01/31/2024

INCIDENT TYPE	AVG. # PERSONNEL
111 - Building fire	13
132 - Road freight or transport vehicle fire	10
150 - Outside rubbish fire, other	11
321 - EMS call, excluding vehicle accident with injury	9
322 - Motor vehicle accident with injuries	16
353 - Removal of victim(s) from stalled elevator	11
400 - Hazardous condition, other	13
412 - Gas leak (natural gas or LPG)	12
424 - Carbon monoxide incident	14
520 - Water problem, other	11
551 - Assist police or other governmental agency	18
571 - Cover assignment, standby, moveup	11
651 - Smoke scare, odor of smoke	10
745 - Alarm system activation, no fire - unintentional	9

Reviewed Incidents only.

 **EMERGENCY REPORTING**
emergencyreporting.com
Doc Id: 1143
Page # 1 of 1

Greenawalds Fire Company

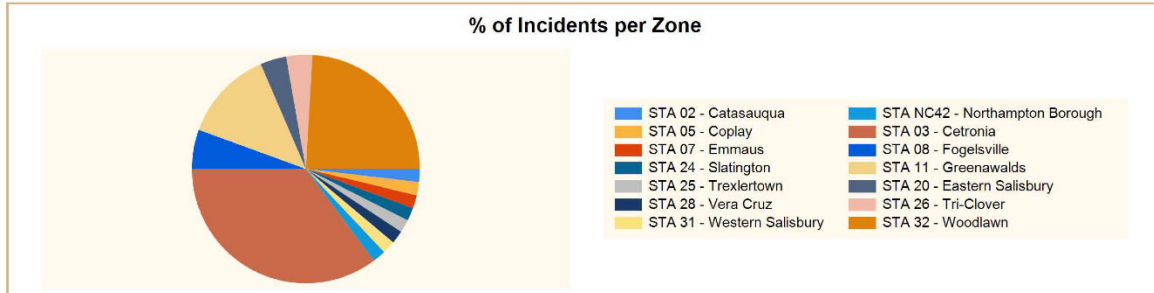
Allentown, PA

This report was generated on 2/5/2024 2:11:02 PM



Count of Incidents by Incident Type per Zone

Incident Status: All | Start Date: 01/01/2024 | End Date: 01/31/2024



INCIDENT TYPE	# INCIDENTS	% of TOTAL
STA 02 - Catasauqua		
571 - Cover assignment, standby, moveup	1	1.85%
Zone: STA 02 - Catasauqua Total Incident:	1	1.85%
STA 03 - Cetronia		
150 - Outside rubbish fire, other	1	1.85%
321 - EMS call, excluding vehicle accident with injury	1	1.85%
353 - Removal of victim(s) from stalled elevator	1	1.85%
551 - Assist police or other governmental agency	1	1.85%
651 - Smoke scare, odor of smoke	1	1.85%
745 - Alarm system activation, no fire - unintentional	14	25.93%
Zone: STA 03 - Cetronia Total Incident:	19	35.19%
STA 05 - Coplay		
111 - Building fire	1	1.85%
Zone: STA 05 - Coplay Total Incident:	1	1.85%
STA 07 - Emmaus		
571 - Cover assignment, standby, moveup	1	1.85%
Zone: STA 07 - Emmaus Total Incident:	1	1.85%
STA 08 - Fogelsville		
111 - Building fire	3	5.56%
Zone: STA 08 - Fogelsville Total Incident:	3	5.56%
STA 11 - Greenawalds		
321 - EMS call, excluding vehicle accident with injury	4	7.41%
424 - Carbon monoxide incident	1	1.85%
520 - Water problem, other	1	1.85%
745 - Alarm system activation, no fire - unintentional	1	1.85%
Zone: STA 11 - Greenawalds Total Incident:	7	12.96%

Report shows count of incidents for Status selected.

EMERGENCY REPORTING
 emergencyreporting.com
 Doc Id: 1390
 Page # 1 of 2

INCIDENT TYPE	# INCIDENTS	% of TOTAL
STA 20 - Eastern Salisbury		
111 - Building fire	2	3.70%
Zone: STA 20 - Eastern Salisbury Total Incident:	2	3.70%
STA 24 - Slatington		
111 - Building fire	1	1.85%
Zone: STA 24 - Slatington Total Incident:	1	1.85%
STA 25 - Trexlertown		
111 - Building fire	1	1.85%
Zone: STA 25 - Trexlertown Total Incident:	1	1.85%
STA 26 - Tri-Clover		
321 - EMS call, excluding vehicle accident with injury	1	1.85%
322 - Motor vehicle accident with injuries	1	1.85%
Zone: STA 26 - Tri-Clover Total Incident:	2	3.70%
STA 28 - Vera Cruz		
132 - Road freight or transport vehicle fire	1	1.85%
Zone: STA 28 - Vera Cruz Total Incident:	1	1.85%
STA 31 - Western Salisbury		
111 - Building fire	1	1.85%
Zone: STA 31 - Western Salisbury Total Incident:	1	1.85%
STA 32 - Woodlawn		
111 - Building fire	3	5.56%
400 - Hazardous condition, other	1	1.85%
412 - Gas leak (natural gas or LPG)	1	1.85%
651 - Smoke scare, odor of smoke	1	1.85%
745 - Alarm system activation, no fire - unintentional	7	12.96%
Zone: STA 32 - Woodlawn Total Incident:	13	24.07%
STA NC42 - Northampton Borough		
571 - Cover assignment, standby, moveup	1	1.85%
Zone: STA NC42 - Northampton Borough Total Incident:	1	1.85%
TOTAL INCIDENTS FOR ALL ZONES:	54	100%

Report shows count of incidents for Status selected.

Greenawalds Fire Company

Allentown, PA

This report was generated on 2/5/2024 2:15:39 PM



Average Turnout Time (Dispatch to Enroute) per Apparatus for Date Range

Start Date: 01/01/2024 | End Date: 01/31/2024

APPARATUS	TURNOUT TIME (min) (Dispatch to Enroute)
11POV	0:07
AC11	0:23
B11	0:06
B11-1	0:14
B11-2	0:11
C11	0:06
DC11	0:46
E11	1:33
FPL11	0:09
R11	0:38
RE11	0:58
TA11	4:33
U11	0:31
U11-1	0:26
AVERAGE TURNOUT TIME:	0:46

Report calculates the average time difference between DISPATCH and ENROUTE for each apparatus. Only Incidents where ENROUTE time is provided are included. "Cancelled Apparatus" Times Are included in the calculation of this Report.

 **EMERGENCY REPORTING**
emergencyreporting.com
Doc Id: 681
Page # 1 of 1

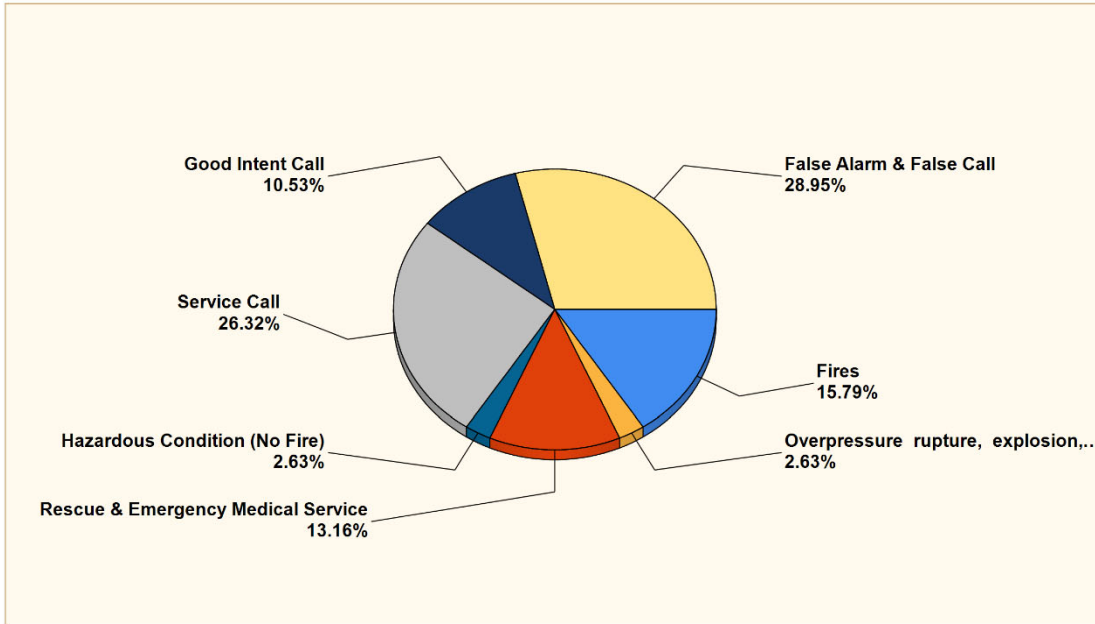
Tri Clover Fire Company

Orefield, PA

This report was generated on 2/4/2024 11:19:03 PM

Breakdown by Major Incident Types for Date Range

Zone(s): All Zones | Start Date: 01/01/2024 | End Date: 01/31/2024



MAJOR INCIDENT TYPE	# INCIDENTS	% of TOTAL
Fires	6	15.79%
Overpressure rupture, explosion, overhear - no fire	1	2.63%
Rescue & Emergency Medical Service	5	13.16%
Hazardous Condition (No Fire)	1	2.63%
Service Call	10	26.32%
Good Intent Call	4	10.53%
False Alarm & False Call	11	28.95%
TOTAL	38	100%

Only REVIEWED and/or LOCKED IMPORTED incidents are included. Summary results for a major incident type are not displayed if the count is zero.

Detailed Breakdown by Incident Type		
INCIDENT TYPE	# INCIDENTS	% of TOTAL
111 - Building fire	4	10.53%
116 - Fuel burner/boiler malfunction, fire confined	1	2.63%
161 - Outside storage fire	1	2.63%
200 - Overpressure rupture, explosion, overheat other	1	2.63%
311 - Medical assist, assist EMS crew	5	13.16%
463 - Vehicle accident, general cleanup	1	2.63%
520 - Water problem, other	1	2.63%
521 - Water evacuation	3	7.89%
551 - Assist police or other governmental agency	4	10.53%
553 - Public service	2	5.26%
611 - Dispatched & cancelled en route	4	10.53%
735 - Alarm system sounded due to malfunction	4	10.53%
745 - Alarm system activation, no fire - unintentional	7	18.42%
TOTAL INCIDENTS:	38	100%

Only REVIEWED and/or LOCKED IMPORTED incidents are included. Summary results for a major incident type are not displayed if the count is zero.



JEFF KELLY

Emergency Management Coordinator

CONTACT

PHONE:
610 794-3209

EMAIL:
eoc@southwhitehall.com

January 2024 Emergency Management Report

January 3rd

Lehigh County EMA Association Meeting

January 8

South Whitehall Public Safety Meeting

January 9-11

Adverse Weather, Flooding, Road closures throughout the township . Assist LC EMA with EOC operations.

January 12

Assist LC EMA with VIP Visitor EOC operations.

January 13- 14

Severe Weather Throughout the Township

January 17-26

Update Plans

GEO

Jewish Day School

SWT EOP TAB 3

John Frantz Updating the SWT Hazard Mitigation Plan

January 18

SWT Traffic Safety Planning Meeting

Health Care Coalition Meeting Canceled

Upcoming Events

SWT EMA Meeting March 14

Lehigh Valley EMA Conference April 5,6,7th DeSales

309 Betterment safety meeting February 23

SWT Family Safety Day September 14 @Fernwood