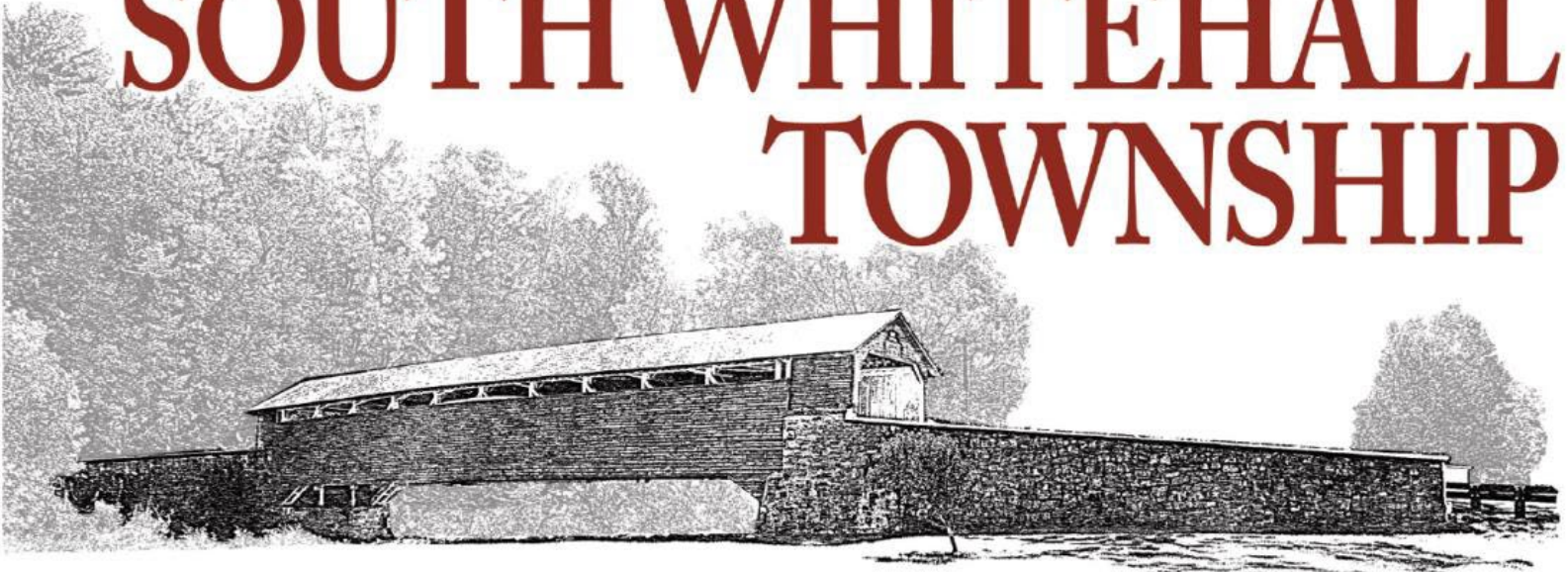


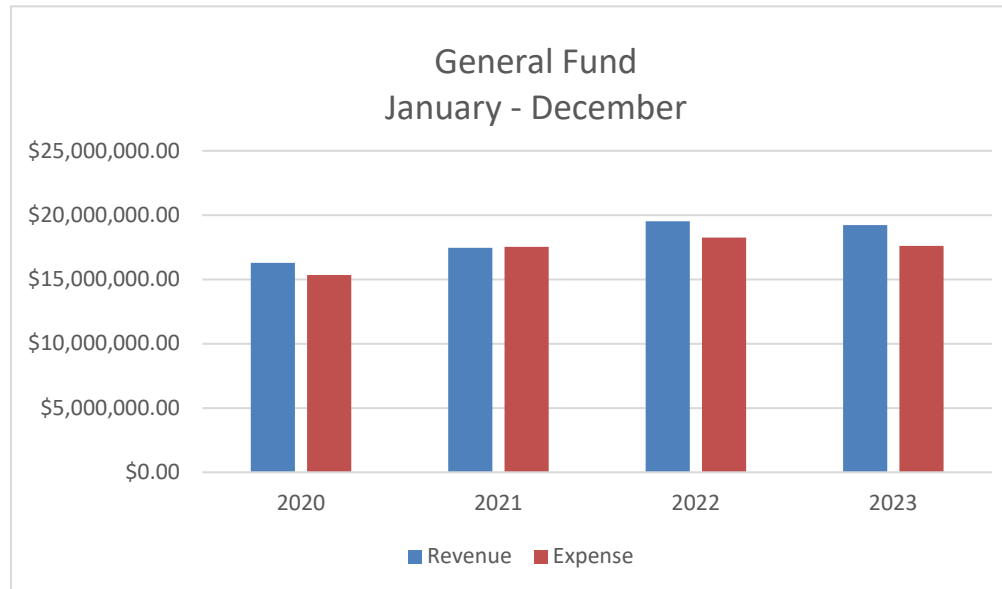
DECEMBER 2023 FINANCIAL REPORTS ANALYSIS

**SOUTH WHITEHALL
TOWNSHIP**



General Fund Revenue vs Expense YTD December 2023

Net	Budget	Actual	% Budget
2023 General Fund Revenue	\$ 17,825,146.00	\$ 19,229,275.83	107.88%
2023 General Fund Expense	\$ 19,870,106.00	\$ 17,617,710.90	88.66%
*Includes interfund transfers	\$ (2,044,960.00)	\$ 1,611,564.93	



** Please note that the 2023 Expense Budget number now includes the 2022 rollover amounts now that we have closed 2022 in Munis.

**General Fund Revenues
YTD December 2023**

<u>Category</u>	<u>YTD Through 12-31-2021</u>	<u>YTD Through 12-31-2022</u>	<u>YTD Through 12-31-2023</u>	<u>2023 Budget</u>	<u>Variance to Budget 2023</u>
Real Estate Tax Total	6,847,517.00	7,133,920.05	7,179,006.76	7,057,000.00	-122,006.76
Earned Income Tax Total	3,910,980.99	4,439,089.42	4,491,670.36	3,900,000.00	-591,670.36
Business Privilege Total	2,256,017.96	2,687,872.23	3,084,011.89	2,702,150.37	-381,861.52
Admission Tax Total	1,340,465.29	1,804,516.46	1,697,829.54	1,650,000.00	-47,829.54
Local Services Tax Total	652,477.90	693,963.50	694,049.14	625,000.00	-69,049.14
Real Estate Transfer Total	913,676.93	1,106,194.42	893,174.04	875,000.00	-18,174.04
License / Permit Fees Total	466,762.38	635,536.43	548,153.19	484,780.00	-63,373.19
Cable TV Tax Total	332,028.83	321,358.10	304,377.17	325,000.00	20,622.83
Grants and Gifts Total	218,120.74	299,457.05	314,863.15	327,715.00	12,851.85
Disc Penalties Fines Total	-175,614.52	-171,483.95	-159,317.34	-173,000.00	-13,682.66
Other Income Total	674,119.28	464,235.36	150,542.35	35,001.00	-115,541.35
Interest Income Total	10,647.88	89,604.15	30,915.58	16,500.00	-14,415.58
Interfund Transfers Total	0.00	0.00	0.00	0.00	0.00
Loan Proceeds Total	0.00	12,781.74	0.00	0.00	0.00
Grand Total	17,447,200.66	19,517,044.96	19,229,275.83	17,825,146.37	-1,404,129.46

Expected Timing of Revenues:

Real Estate Tax: Due May 31st


Business Privilege Tax: Due April 30th

Admission Tax: Our largest taxpayer is Open May - October

Local Services Tax: Received quarterly

Cable TV Franchise Tax: Received quarterly

**General Fund Revenues Comparison
YTD December 2023**



Real Estate Tax Revenue:

	<u>2021</u>	<u>2022</u>	<u>2023</u>	<u>2023 vs 2022</u>
March	0.00	6,711.47	0.00	(6,711.47)
April	1,410,543.30	1,058,040.63	1,303,561.83	245,521.20
May	4,870,765.04	5,412,070.65	5,044,566.11	(367,504.54)
June	87,112.55	83,758.13	96,279.66	12,521.53
July	169,430.70	177,419.20	339,361.70	161,942.50
August	1,382.70	737.80	9,683.44	8,945.64
September	17,265.77	52,015.67	24,520.70	(27,494.97)
October	12,795.38	9,288.45	24,125.40	14,836.95
November	45,291.41	37,489.04	26,743.47	(10,745.57)
December	85,320.98	72,468.27	152,066.34	79,598.07
	<u>\$ 6,699,907.83</u>	<u>\$ 6,909,999.31</u>	<u>\$ 7,020,908.65</u>	<u>\$ 110,909.34</u>

Real Estate Tax: (0100009/30110) - 2.84975 mills or .00284975 X assessed value. Billed April 1; Due May 31 (2% discount).

We have received \$7,020,908.65 for Year to Date December 31, 2023, 101.8%. The 2023 budgeted amount for this revenue is \$6,900,000.00.

The revenue for the same period last year was \$6,909,999.31 collected as of December 31, 2022. \$136,672.78 was the base amount turned over as delinquent Real Estate and Fire Taxes for 2022. Total 2022 Real Estate Taxes were \$6,909,999.31 against a budget of \$6,898,444.00.

**General Fund Revenues Comparison
YTD December 2023**

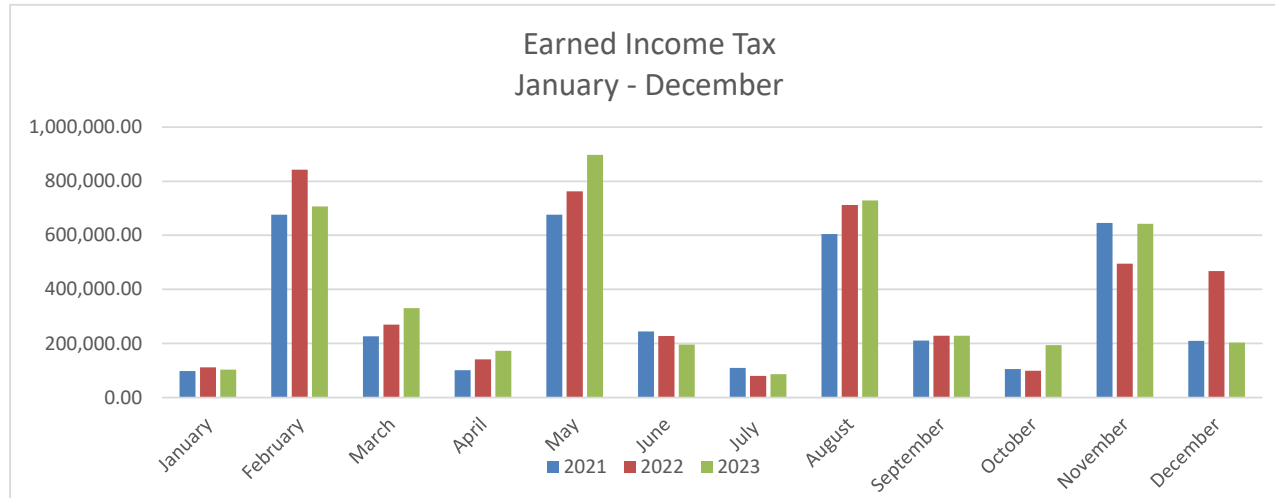


Real Estate Transfer Tax Revenue:

	<u>2021</u>	<u>2022</u>	<u>2023</u>	<u>2023 vs 2022</u>
January	73,117.25	75,190.99	124,747.20	49,556.21
February	62,353.58	50,587.49	39,910.40	(10,677.09)
March	73,850.24	89,167.34	44,112.31	(45,055.03)
April	47,928.89	64,064.47	77,327.67	13,263.20
May	64,164.02	82,011.13	78,706.80	(3,304.33)
June	85,884.64	113,144.22	53,820.48	(59,323.74)
July	83,973.14	90,657.73	27,360.00	(63,297.73)
August	84,567.98	104,050.23	67,747.61	(36,302.62)
September	75,901.89	77,383.88	66,549.50	(10,834.38)
October	86,936.55	182,279.95	208,314.10	26,034.15
November	98,474.07	70,489.67	71,661.47	1,171.80
December	76,524.68	177,656.99	32,916.50	(144,740.49)
	<u>\$ 913,676.93</u>	<u>\$ 1,176,684.09</u>	<u>\$ 893,174.04</u>	<u>\$ (283,510.05)</u>

Real Estate Transfer Tax: (01000009/31010) - .5% on total sale of real estate. Received from Lehigh County monthly. For January - December 2023 a total of \$893,174.04 was received against a budget of \$875,000, 102.1%. The revenue for the same period last year was \$1,176,684.09 against a budgeted \$700,000, and we ended the year at 168.1%.

**General Fund Revenues Comparison
YTD December 2023**

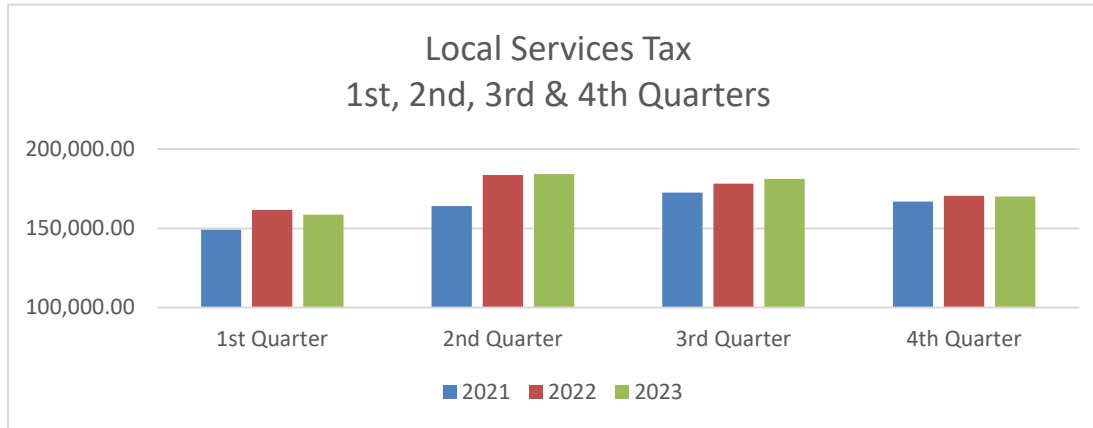


Earned Income Tax Revenue:

	<u>2021</u>	<u>2022</u>	<u>2023</u>	<u>2023 vs 2022</u>
January	98,303.84	111,655.28	102,997.75	(8,657.53)
February	676,421.80	842,996.70	707,252.99	(135,743.71)
March	226,440.14	270,347.78	330,983.16	60,635.38
April	101,744.98	141,580.32	172,427.45	30,847.13
May	676,269.88	762,553.74	897,410.08	134,856.34
June	245,023.65	228,024.89	196,290.50	(31,734.39)
July	110,030.95	80,251.11	87,034.30	6,783.19
August	604,674.27	711,584.63	729,104.90	17,520.27
September	210,743.34	228,310.75	228,475.04	164.29
October	105,596.80	98,980.56	194,129.03	95,148.47
November	645,982.20	494,839.97	642,162.38	147,322.41
December	209,749.14	467,963.69	203,402.78	(264,560.91)
Total	\$ 3,910,980.99	\$ 4,439,089.42	\$ 4,491,670.36	\$ 52,580.94

Earned Income Tax: (0100009/31021) - .5% paid by Township residents on wages earned. Berkheimer collects and pays Township monthly. We received for January - December 2023 a total of \$4,491,670.36 against a budget of \$3,900,000, 115.2%. The revenue for the same period last year was \$4,439,089.42 against a budget of a \$3,500,000, and we ended the year at 126.8%.

**General Fund Revenues Comparison
YTD December 2023**



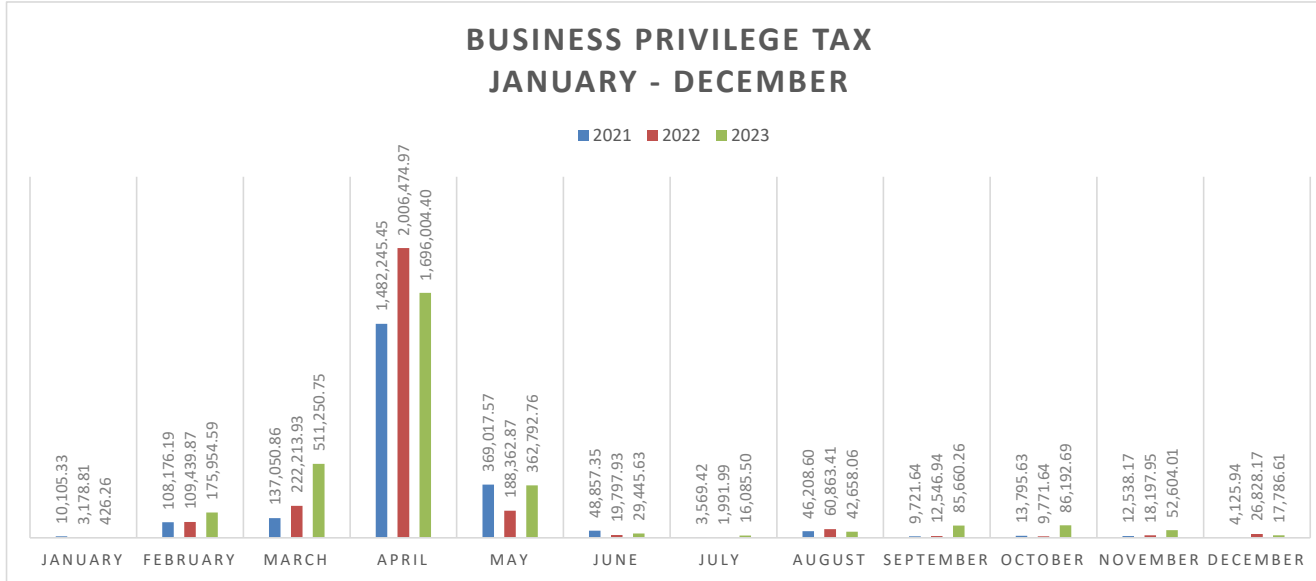
Local Services Tax Revenue:

	<u>2021</u>	<u>2022</u>	<u>2023</u>	<u>2023 vs 2022</u>
1st Quarter	149,021.20	161,582.03	158,622.47	(2,959.56)
2nd Quarter	164,098.09	183,630.69	184,146.44	515.75
3rd Quarter	172,428.91	178,226.19	181,280.23	3,054.04
4th Quarter	166,929.70	170,524.59	170,000.00	(524.59)
	<u>\$ 652,477.90</u>	<u>\$ 693,963.50</u>	<u>\$ 694,049.14</u>	<u>\$ 85.64</u>

*The 4th quarter 2023 is an estimated accrual based on prior years 4th quarter.

Local Services Tax: (01000009/31051) - \$52.00 per person annually employed within the Township. Parkland School District collects and pays Township quarterly. We recorded \$694,049.14 for January - December 2023, against a budget of \$625,000, 111%. Revenue for the same period last year was \$693,963.50 against a budgeted \$600,000, and we ended the year at 112.2%. The amount for 4th quarter 2023 is an estimate based on 4th quarters in prior years.

**General Fund Revenues Comparison
YTD December 2023**

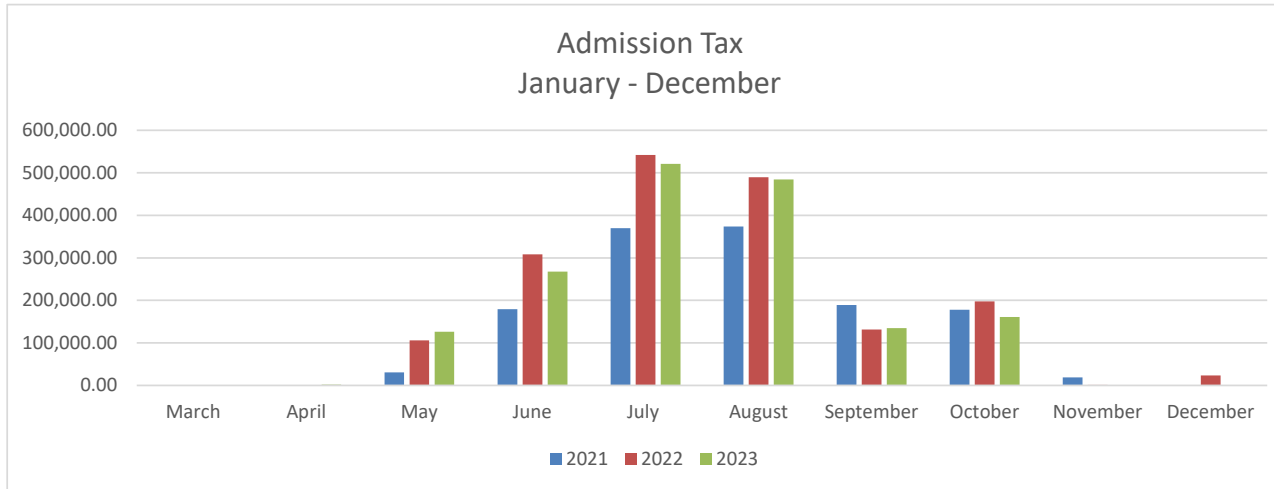


Business Privilege Tax Revenue:

	<u>2021</u>	<u>2022</u>	<u>2023</u>	<u>2023 vs 2022</u>
January	10,105.33	3,178.81	426.26	(2,752.55)
February	108,176.19	109,439.87	175,954.59	66,514.72
March	137,050.86	222,213.93	511,250.75	289,036.82
April	1,482,245.45	2,006,474.97	1,696,004.40	(310,470.57)
May	369,017.57	188,362.87	362,792.76	174,429.89
June	48,857.35	19,797.93	29,445.63	9,647.70
July	3,569.42	1,991.99	16,085.50	14,093.51
August	46,208.60	60,863.41	42,658.06	(18,205.35)
September	9,721.64	12,546.94	85,660.26	73,113.32
October	13,795.63	9,771.64	86,192.69	76,421.05
November	12,538.17	18,197.95	52,604.01	34,406.06
December	4,125.94	26,828.17	17,786.61	(9,041.56)
	<u>\$ 2,245,412.15</u>	<u>\$ 2,679,668.48</u>	<u>\$ 3,076,861.52</u>	<u>\$ 397,193.04</u>

Business Privilege Tax: (0100009/31036) - .1% (.001) wholesale or .15% (.0015) service/retail of gross receipts. Due April 30. We received for January - December 2023 a total of \$3,076,861.52 against a budgeted \$2,700,000, 114%. The revenue for the same period last year was \$2,679,668.48 against a budgeted \$2,350,000, and we ended the year at 114%.

**General Fund Revenues Comparison
YTD December 2023**



Admission Tax Revenue:

	<u>2021</u>	<u>2022</u>	<u>2023</u>	<u>2023 vs 2022</u>
January	0.00	0.00	0.00	0.00
February	0.00	0.00	601.98	601.98
March	314.49	882.81	0.00	(882.81)
April	0.00	783.55	1,825.53	1,041.98
May	30,835.28	106,157.08	126,253.56	20,096.48
June	179,600.64	308,522.56	267,439.35	(41,083.21)
July	370,106.08	541,975.98	521,273.29	(20,702.69)
August	374,057.21	489,690.18	484,445.35	(5,244.83)
September	188,888.82	131,547.26	135,037.82	3,490.56
October	178,055.38	197,537.02	160,952.66	(36,584.36)
November	18,607.39	984.47	0.00	(984.47)
December	0.00	23,644.79	0.00	(23,644.79)
	<u>\$ 1,340,465.29</u>	<u>\$ 1,801,725.70</u>	<u>\$ 1,697,829.54</u>	<u>\$ (104,657.31)</u>

Admission Tax: (010009/31061) - 5% of gross receipts. The largest contributor for this tax is only open for the season from May-October. As of December 31, 2023, we received \$1,697,829.54 against a budget of \$1,650,000, 102.9%. Comparatively last year, we recorded \$1,801,725.70 against a budgeted \$1,300,000, and we ended the year at 139%.

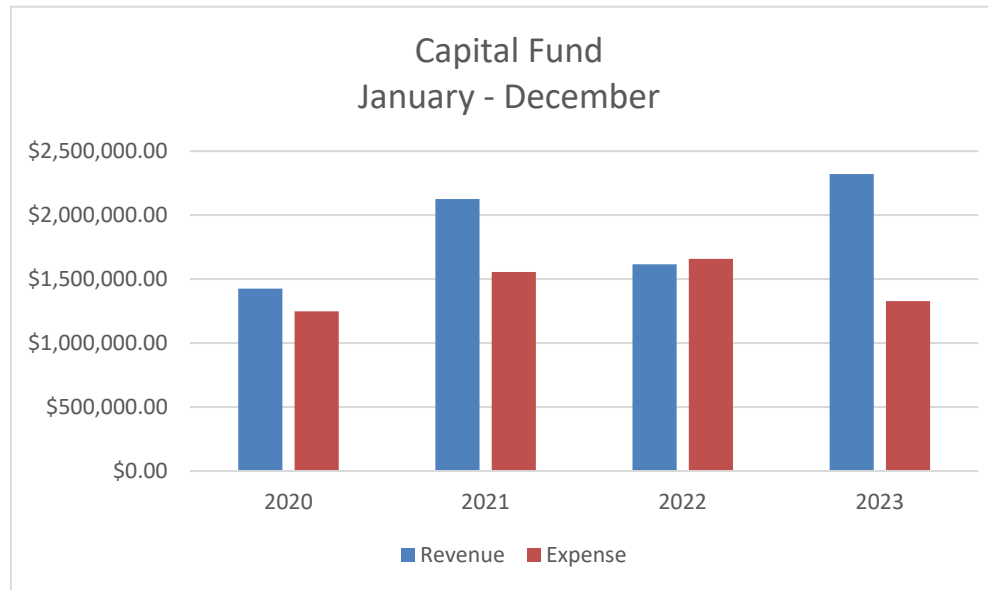
**General Fund Expenses
YTD December 2023**

<u>Category</u>	<u>YTD Through 12-31-2023</u>	<u>2023 Budget</u>	<u>Remaining Budget</u>
Salaries / Benefits Total	11,411,080.55	12,611,387.29	1,200,306.74
Materials / Supplies Total	745,547.22	837,181.09	91,633.87
Services Total	1,263,857.30	1,924,929.27	661,071.97
Engineer Fees/ Services Total	284,037.06	388,000.00	103,962.94
Solicitor Fees Total	144,186.15	188,500.00	44,313.85
Contributions Total	41,550.00	41,500.00	-50.00
Computers / Programming Total	0.00	2,000.00	2,000.00
Major Machinery Total	18,610.86	41,858.00	23,247.14
Equipment Rentals Total	18,278.15	23,000.00	4,721.85
Land/Building Improvements Total	0.00	0.00	0.00
General Gov Expense Total	44,864.24	5,700.00	-39,164.24
Insurance Total	503,453.79	620,000.00	116,546.21
Professional Development Total	58,435.78	110,450.00	52,014.22
Interfund Transfer Total	3,081,928.80	3,073,600.26	-8,328.54
Utilities Total	1,881.00	2,000.00	119.00
Grand Total	17,617,710.90	19,870,105.91	2,252,395.01

**Capital Reserve Fund
YTD December 2023**

Net	Budget	Actual	% Budget
2023 Capital Fund Revenue	\$ 1,916,787.00	\$ 2,322,272.00	121.15%
2023 Capital Fund Expense	\$ 2,386,176.00	\$ 1,328,424.17	55.67%
	<u>\$ (469,389.00)</u>	<u>\$ 993,847.83</u>	

* the above revenue includes interfund transfers from General Fund.



** Please note that the 2023 Expense Budget number now includes the 2022 rollover amounts now that we have closed 2022 in Munis.

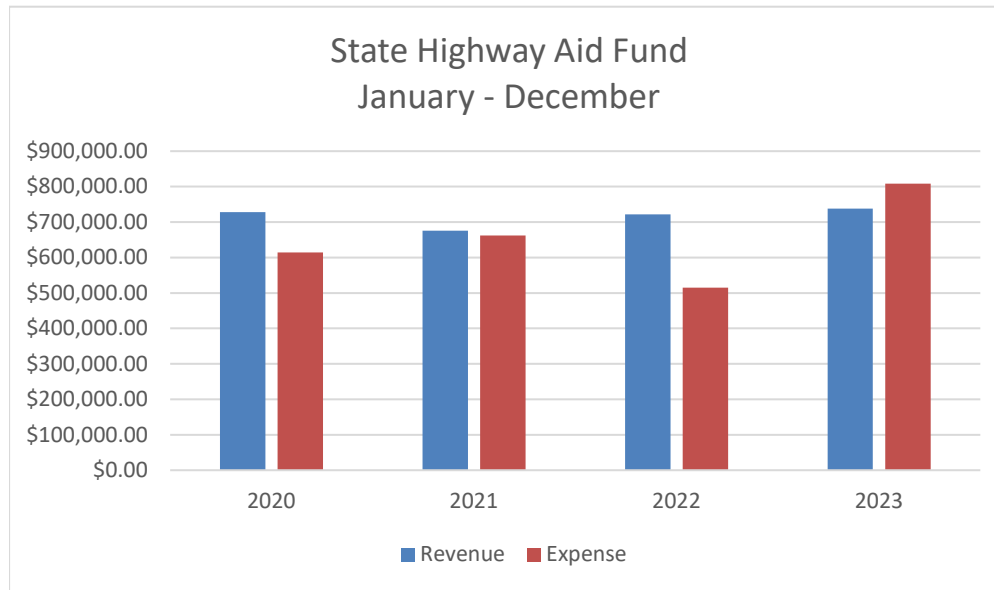
2023 Capital Expense Budget @ December 31, 2023 (Township)

		<u>Final 2023</u>		<u>Encumbered/</u>	<u>Remaining</u>
		<u>Budget</u>	<u>Paid in 2023</u>	<u>Req</u>	<u>Budget</u>
1. Police					
a. Police Vehicles (3 Patrol Vehicles including upfit)	30410003/40720	\$237,712	\$28,840	\$285,822	(\$76,950)
b. Police Vehicles (1 used detective vehicle)	30410003/40720	\$50,000			\$50,000
Subtotal		\$287,712	\$28,840	\$285,822	(\$26,950)
2. Public Works					
a. Paving 2023	30430003/40610	\$1,000,000	\$730,550	\$0	\$269,450
b. Retaining Wall - Brickyard Road	30430003/40610	\$250,000	\$21,008	\$462	\$228,530
c. Vehicles - 2 new pickup trucks	30430003/40720	\$122,400	\$83,400	\$39,000	\$0
d. Major Machinery & Equipment - Tiger Mower	30430003/40760	\$155,000		\$162,462	(\$7,462)
e. Property Improvement (Underground Fuel Tank Upgrade)	30430003/40801	\$11,675	\$10,651	\$0	\$1,024
Subtotal		\$1,539,075	\$845,608	\$201,924	\$491,543
3. Parks & Recreation					
a. Winchester Heights Tennis Courts	30451003/40801	\$90,000	\$63,615	\$0	\$26,385
Subtotal		\$90,000	\$63,615	\$0	\$26,385
Total 2023 Capital Expenditures		\$1,916,787	\$938,064	\$487,746	\$490,978
<u>Prior Years Open Capital Projects</u>		<u>2021 & 2022 PO</u>	<u>Paid In Prior</u>	<u>Encumbered/</u>	<u>Remaining</u>
		<u>Carry Forward</u>	<u>years</u>	<u>Req</u>	<u>PO Balance</u>
1. Police					
a. Police Vehicles (2022 Police Interceptor)	30410003/40720	\$95,824	\$0	\$95,824	\$0
		\$95,824	\$0	\$95,824	\$0
2. Public Works (2022 Projects)					
a. Ford F-550	30430003/40720	\$55,200	\$0	\$53,700	\$0
b. Wehr's Dam	30430003/40800	\$112,431	\$321,638	\$112,431	\$0
		\$167,631	\$321,638	\$166,131	\$0
3. Parks & Recreation (2021 & 2022 Projects)					
a. Jordan Creek Greenway Design/Permitting (Sections 35-45) \$150,000 Grant award (with Township match)	30451003/40973	\$156,183	\$38,856	\$128,407	\$200
b. Vistas Park Improvements	30451003/40981	\$49,751	\$27,065	\$0	\$49,751
		\$205,934	\$65,921	\$128,407	\$49,951
Total 2021 & 2022 Capital Expenditures		\$469,389	\$387,559	\$390,361	\$29,076
Total 2021-2023 Capital Expenditures		\$2,386,176	\$387,559	\$1,328,425	\$540,929

**State Highway Aid Fund
YTD December 2023**

Net	Budget	Actual	% Budget
2023 State Highway Aid Fund Revenue	\$ 713,919.00	\$ 738,193.29	103.40%
2023 State Highway Aid Fund Expense	\$ 995,823.00	\$ 808,801.95	81.22%
	<u>\$ (281,904.00)</u>	<u>\$ (70,608.66)</u>	

2023 Expenses are comprised of \$337,344.70 for Street Lighting, \$64,042.99 for Salt, \$169,069.42 for Street Construction, \$196,326.00 for a Freightliner Dump Truck; \$33,404.84 for Traffic Maintenance and \$8,614 for Bridge Wall.



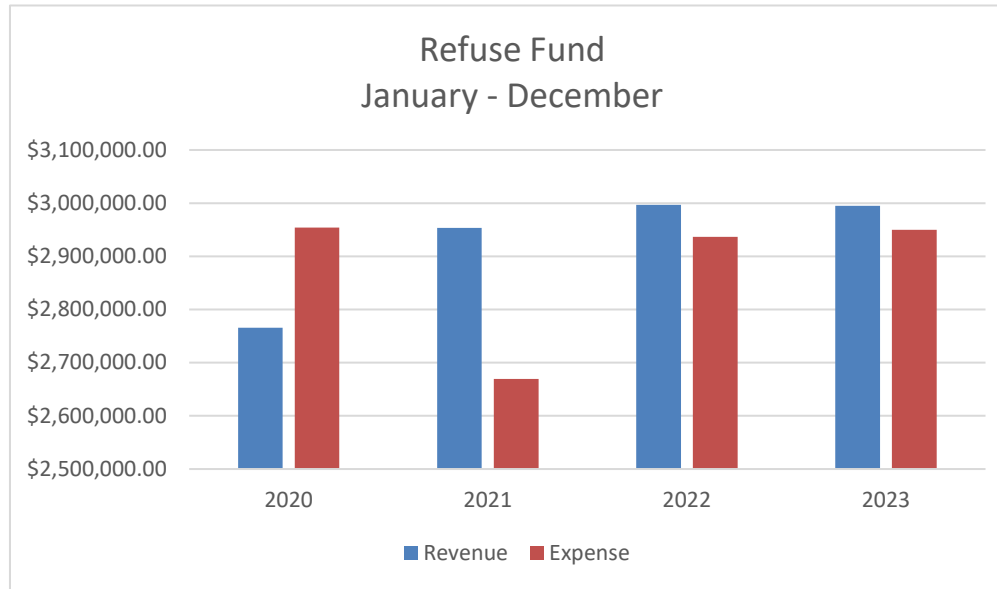
*NOTE: Revenue for State Highway Aid is received between the end of March and the beginning of April each year.

** Please note that the 2023 Expense Budget number now includes the 2022 rollover amounts now that we have closed 2022 in Munis.

**Refuse Fund
YTD December 2023**

Net	Budget	Actual	% Budget
2023 Refuse Fund Revenue	\$ 2,941,126.00	\$ 2,994,937.35	101.83%
2023 Refuse Fund Expense	\$ 3,250,273.00	\$ 2,949,617.04	90.75%
	\$ (309,147.00)	\$ 45,320.31	

The 2023 expenses are comprised of mostly hauler fees in the amount of \$2,635,160.22. (December is an accrued amount that is 1/12 of the total year budget plus an additional amount was accrued for the EOY recon and toter payout).



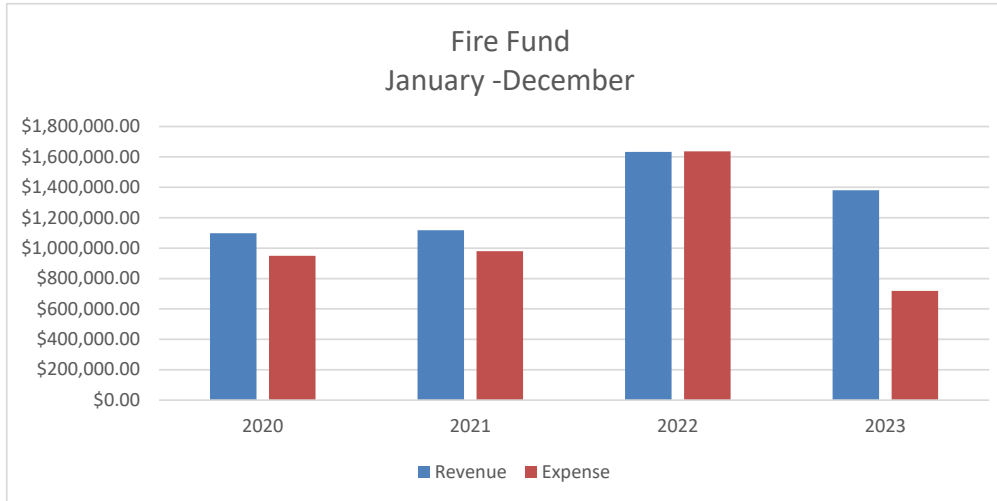
*NOTE: On January 1, 2020 the Refuse rate went from \$70.00 per quarter to \$95.00 per quarter.

** Please note that the 2023 Expense Budget number now includes the 2022 rollover amounts now that we have closed 2022 in Munis.

**Fire Fund
YTD December 2023**

Net	Budget	Actual	% Budget
2023 Fire Fund Revenue	\$ 1,334,500.00	\$ 1,381,446.61	103.52%
2023 Fire Fund Expense	\$ 1,354,498.00	\$ 718,873.34	53.07%
	\$ (19,998.00)	\$ 662,573.27	

*The 2023 Expenses include the cash transfers to Fire Fiscal & Apparatus accounts.



*NOTE: Fire Taxes are due on May 31st.

** Please note that the 2023 Expense Budget number now includes the 2022 rollover amounts now that we have closed 2022 in Munis.

2023 Capital Expense Budget @ December 31, 2023 (Fire Fund)

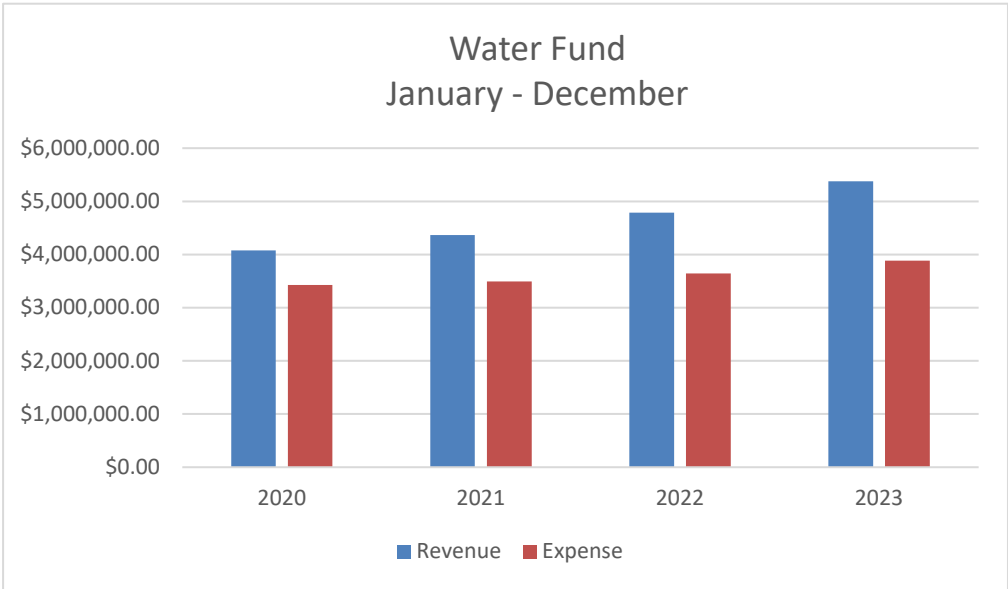
	<u>Final 2023 Budget</u>	<u>Paid in 2023</u>	<u>Encumbered/ Req</u>	<u>Remaining Budget</u>
1. 2023 Fire Capital Projects				
a. Cetronia - Bathrooms	\$10,357	\$3,565	\$0	\$6,792
	<u>2022 PO Carry Forward</u>	<u>Paid in 2023</u>	<u>Encumbered/ Req</u>	<u>Remaining PO Balance</u>
2. 2022 Fire Capital Projects				
a. Greenawalds & Woodlawn - Fire Hose	\$34,498	\$34,498	\$0	\$0
Total	\$44,855	\$38,063	\$0	\$6,792

**Water Fund
YTD December 2023**

Net	Budget	Actual	% Budget
2023 Water Fund Revenue	\$ 4,831,250.00	\$ 5,378,579.20	111.33%
2023 Water Fund Expense	\$ 5,180,995.00	\$ 3,886,492.29	75.01%
	<u>\$ (349,745.00)</u>	<u>\$ 1,492,086.91</u>	

Water Metered Fees revenue is \$4,753,958.97 as of December 31, 2023.

Water Purchase Fees are \$1,362,789.64, of which September - December are accrued amount



** Please note that the 2023 Expense Budget number now includes the 2022 rollover amounts now that we have closed 2022 in Munis.

**Water Fund Revenues
YTD December 2023**

<u>Category</u>	<u>YTD Through 12-31-2021</u>	<u>YTD Through 12-31-2022</u>	<u>YTD Through 12-31-2023</u>	<u>2023 Budget</u>	<u>Variance to Budget 2023</u>
Metered / Flat Sales Total	3,950,841.91	4,154,487.84	4,753,958.97	4,536,000.00	217,958.97
Grants and Gifts Total	89,057.50	89,284.65	90,224.88	89,000.00	1,224.88
Interest Income Total	1,924.61	11,053.98	144,064.76	750.00	143,314.76
Other Income Total	26,395.00	331,963.88	10,490.00	16,000.00	-3,810.00
Disc / Penalties / Fines Total	8,025.15	13,429.33	7,134.44	4,500.00	2,634.44
Tapping and Allocation Fees Total	290,457.00	185,922.38	372,706.15	185,000.00	187,706.15
Grand Total	4,366,701.17	4,786,142.06	5,378,579.20	4,831,250.00	549,029.20

**Water Fund Expenses
YTD December 2023**

<u>Category</u>	<u>YTD Through 12-31-2023</u>	<u>2023 Budget</u>	<u>Remaining Budget</u>
Salaries / Benefits Total	842,319.07	874,924.42	32,605.35
Materials / Supplies Total	93,199.14	120,479.83	27,280.69
Services Total	415,346.23	506,926.75	91,580.52
Engineer Fees / Services Total	190,527.75	301,652.50	111,124.75
Solicitor Fees Total	0.00	15,000.00	15,000.00
Major Machinery Total	57,299.50	61,362.00	4,062.50
Equipment Rentals Total	695.00	2,000.00	1,305.00
Vehicles Total	0.00	0.00	0.00
Water Purchase Fees Total	1,362,789.64	2,355,880.01	993,090.37
Land / Building Improvements Total	88,692.67	39,875.00	-48,817.67
Debt Total	32,814.00	41,142.54	8,328.54
System Improvements Total	700,052.79	731,589.45	31,536.66
General Gov Expense Total	0.00	25,000.00	25,000.00
Insurance Total	40,000.00	40,000.00	0.00
Professional Development Total	5,393.98	7,800.00	2,406.02
Other Income Total	57,362.52	57,362.52	0.00
Grand Total	3,886,492.29	5,180,995.02	1,294,502.73

Capital Expenses for Water Fund @ December 31, 2023

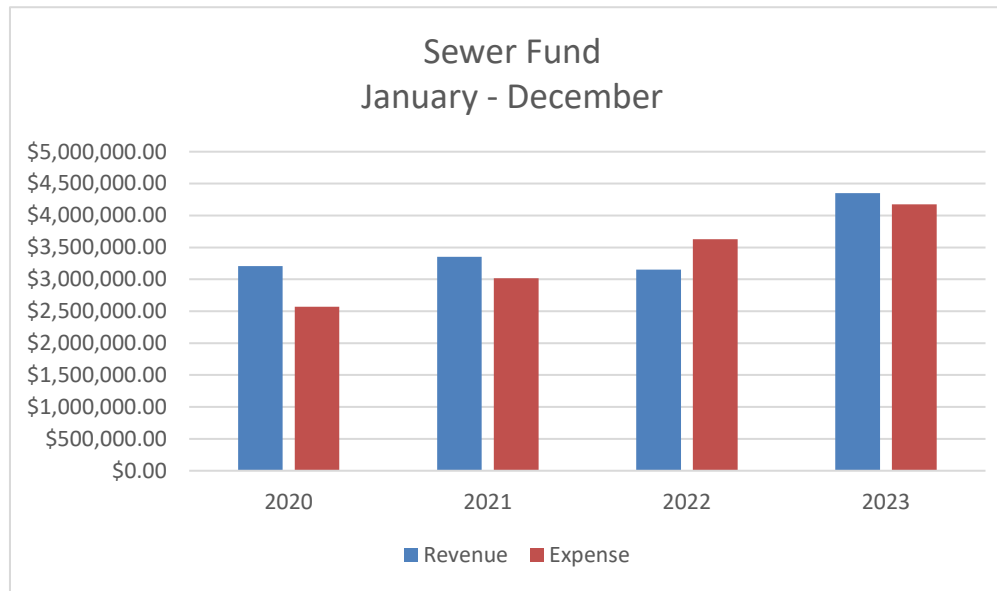
	<u>Final 2023 Budget</u>	<u>Paid in 2023</u>	<u>Encumbered/ Req</u>	<u>Remaining Budget</u>
<u>2023 Water Fund Capital Expenses</u>				
a. Buildings	\$35,000	\$18,692	\$0	\$16,308
b. Water Station Maintenance	\$65,300	\$52,662	\$0	\$12,638
c. System Improvement	\$387,590	\$368,691	\$5,000	\$13,899
d. MajorMachinery & Equipment	\$10,000	\$9,938	\$0	\$63
Subtotal	\$497,890	\$449,983	\$5,000	\$42,907
<u>2022 Water Fund Capital Expenses</u>				
	<u>2022 PO Carry Forward</u>	<u>Paid in 2023</u>	<u>Encumbered/ Req</u>	<u>Remaining PO Balance</u>
a. Rebuild of Spare Jockey Pump	\$4,875	\$0	\$4,875	\$0
b. Well Shaft	\$70,000	\$70,000	\$0	\$0
c. Water Meters	\$30,000	\$20,134	\$0	\$9,866
d. Bridgeview Terrace Water Main Replacement	\$258,565	\$258,565	\$0	\$0
e. Ford F-250 Utility Body Truck	\$47,362	\$47,362	\$0	\$0
Subtotal	\$410,802	\$396,061	\$4,875	\$9,866
Combined Total of Capital Expenses	\$908,692	\$846,044	\$9,875	\$52,773

**Sewer Fund
YTD December 2023**

Net	Budget	Actual	% Budget
2023 Sewer Fund Revenue	\$ 3,915,858.00	\$ 4,350,609.70	111.10%
2023 Sewer Fund Expense	\$ 4,427,084.00	\$ 4,173,365.51	94.27%
	<u>\$ (511,226.00)</u>	<u>\$ 177,244.19</u>	

Sewer Metered and Flat Fees are \$3,291,919.92 as of December 31, 2023.

Sewer Disposal Fees are \$2,046,614.92, of which October - December are accrued amounts.



** Please note that the 2023 Expense Budget number now includes the 2022 rollover amounts now that we have closed 2022 in Munis.

Sewer Fund Revenues
YTD December 2023

<u>Category</u>	<u>YTD</u> <u>Through 12-31-2021</u>	<u>YTD</u> <u>Through 12-31-2022</u>	<u>YTD</u> <u>Through 12-31-2023</u>	<u>2023</u> <u>Budget</u>	<u>Variance to</u> <u>Budget 2023</u>
Metered / Flat Sales Total	2,703,523.82	2,708,599.79	3,291,919.92	3,624,858.00	332,938.08
Grants and Gifts Total	74,784.55	72,279.26	58,299.70	74,000.00	15,700.30
License / Permit Fees Total	400.00	600.00	600.00	500.00	-100.00
Interest Checking Revenue Total	2,082.16	18,258.23	141,164.70	0.00	-141,164.70
Other Income Total	9,600.00	7,215.00	7,460.00	5,000.00	-2,460.00
Agreements Total	0.00	0.00	311,118.61	0.00	-311,118.61
Disc / Penalties / Fines Total	4,489.89	10,830.18	7,195.17	4,000.00	-3,195.17
Tapping and Allocation Fees Total	557,374.00	331,900.06	532,851.60	207,500.00	-325,351.60
Grand Total	3,352,254.42	3,149,682.52	4,350,609.70	3,915,858.00	-434,751.70

**Sewer Fund Expenses
YTD December 2023**

<u>Category</u>	<u>YTD Through 12-31-2023</u>	<u>2023 Budget</u>	<u>Remaining Budget</u>
Salaries / Benefits Total	1,082,835.59	1,080,519.74	-2,315.85
Materials / Supplies Total	29,703.16	40,992.00	11,288.84
Services Total	63,375.00	88,969.55	25,594.55
Engineer Fees / Services Total	43,320.16	79,000.00	35,679.84
Solicitor Fees Total	0.00	20,000.00	20,000.00
Major Machinery and Equipment Total	9,937.50	10,000.00	62.50
Equipment Rentals Total	194.36	2,000.00	1,805.64
Disposal Fees Total	2,046,614.92	2,025,127.08	-21,487.84
Buildings Total	0.00	2,500.00	2,500.00
System Improvement Total	274,057.80	370,000.00	95,942.20
General Gov Expense Total	0.00	50,000.00	50,000.00
Insurance Total	1,900.00	1,900.00	0.00
Professional Development Total	1,851.00	4,400.00	2,549.00
EPA Total	562,213.50	594,313.50	32,100.00
Other Income Total	57,362.52	57,362.52	0.00
Grand Total	4,173,365.51	4,427,084.39	253,718.88

Capital Expenses for Sewer Fund @ December 31, 2023

	<u>Final 2023 Budget</u>	<u>Paid in 2023</u>	<u>Encumbered/ Req</u>	<u>Remaining Budget</u>
<u>2023 Sewer Fund Capital Expenses</u>				
a. EPA Sanitary Repairs	\$285,000	\$252,900	\$18,285	\$13,815
b. Water Station Maintenance	\$2,500	\$0	\$0	\$2,500
c. System Improvement	\$370,000	\$274,058	\$14,442	\$81,500
d. Major Machinery & Equipment	\$10,000	\$9,938	\$0	\$63
Subtotal	\$667,500	\$536,895	\$32,727	\$97,878
<u>2022 Sewer Fund Capital Expenses</u>				
	<u>2022 PO Carryforward</u>	<u>Paid in 2023</u>	<u>Encumbered/ Req</u>	<u>Remaining PO Balance</u>
a. Tilghman St. Bridge Utility Relocation	\$250,000	\$250,000	\$0	\$0
b. Cast In Place Repairs	\$60,000	\$59,314	\$687	\$0
Subtotal	\$310,000	\$309,314	\$687	\$0
Combined Total of Capital Expenses	\$977,500	\$846,209	\$33,414	\$97,878

South Whitehall Township
Bank Balances

	December 31, 2023	December 31, 2022
Cash - General Fund	\$ 1,637,913.53	\$ 4,033,697.13
Cash - Fiscal Stability Fund	\$ 8,798,921.20	\$ 4,450,027.16
Cash - Capital Reserve Fund	\$ 1,629,237.97	\$ 545,402.11

South Whitehall Township
Water & Sewer
Bank Balances

	December 31, 2023		December 31, 2022
Cash - Water Fund (Wells Fargo)	\$ 2,490,964.41		\$ 3,456,523.31
Cash - Water Fund (Neffs)	\$ -		\$ 557,324.89
Cash - Water Fund (Univest)	\$ 4,702,107.14		\$ -
Cash - Sewer Fund	\$ 2,467,751.62		\$ 3,429,957.94
Cash - Sewer Fund (Univest)	\$ 3,150,403.14		\$ -

General Fund

SOUTH WHITEHALL TOWNSHIP, PA



BALANCE SHEET FOR 2023 12

FUND: 01 General Fund			NET CHANGE FOR PERIOD	ACCOUNT BALANCE
ASSETS				
01	10000	General Fund Checking	-666,243.91	1,634,634.03
01	10100	AP Checking	.00	29,048.49
01	10400	Escrow Sub Accounts Govt Banki	-52,381.80	7,503,806.33
01	11000	Petty Cash	.00	1,000.00
01	11010	Credit Card Checking Cash	.00	600.00
01	12450	Revenue Accrual	301,993.23	130,134.61
01	13500	Due from Other Governments	.00	128,036.46
01	14001	Real Estate Tax Receivable	.00	86,665.93
01	14036	B P Tax Receivable	.00	8,073.27
01	14037	Admission Tax Receivable	.00	5,525.81
01	14201	Del Real Estate Tax Receivable	.00	140,484.19
01	14530	Accounts Receivable	3,608.03	516,486.44
01	14533	Allowance for Bad Debts	.00	.75
01	14555	Earned Income/LST Tax Rec.	.00	170,949.68
01	14600	Cable Tax Receivable	.00	78,770.92
01	14700	Transfer Tax Receivable	.00	105,023.97
01	15500	Prepaid	119,112.32	575,975.76
01	19000	Interfund Transfer	813.42	4,530,032.66
01	19001	Due From Authority	.00	468,570.85
TOTAL ASSETS			-293,098.71	16,113,820.15
LIABILITIES				
01	20020	Accounts Payable	929.78	39.01
01	20025	Accounts Payable Accrual	-21,336.22	-60,335.56
01	24600	Accrued Compensation Payable	-232,801.10	-232,701.10
01	24800	Escrow Payable	53,635.12	-7,502,553.02
01	27003	Due to Payroll Fund	.00	65,112.28
01	28000	Def Inflow Unavail Prop Rev	.00	-135,512.02
01	28001	Def Inflow Unavail Rev Oth	.00	-529,613.54
01	29000	Interfund Transfer	.00	-365,946.74
01	29001	Due to Authority	.00	-38,444.00
01	29800	Deferred Rev.	3,300.00	-950.00
TOTAL LIABILITIES			-196,272.42	-8,800,904.69
FUND BALANCE				
01	18300	Estimated Revenue Control	.00	17,825,146.37
01	18500	General Fund Revenue Control	-857,041.84	-19,229,275.83
01	27998	Fund Balance Adjustment	.00	4,549,053.23
01	27999	Fund Balance	.00	-10,250,403.76
01	29100	Encumbrance Control	43,788.95	402,385.58
01	29200	Appropriation Control	.00	-19,870,105.91
01	29400	General Fund Expenditure Contr	1,346,412.97	17,617,710.90
01	29600	Budgetary Fund Balance Control	.00	2,044,959.54
01	29700	Fund Bal Reser for Encumbrance	-43,788.95	-402,385.58
TOTAL FUND BALANCE			489,371.13	-7,312,915.46
TOTAL LIABILITIES + FUND BALANCE			293,098.71	-16,113,820.15

SOUTH WHITEHALL TOWNSHIP, PA



YTD BUDGET REVENUES DECEMBER 2023

FOR 2023 12

ACCOUNTS FOR:	ORIGINAL ESTIM REV	REVISED EST REV	ACTUAL YTD REVENUE	ACTUAL MTD REVENUE	REMAINING REVENUE	PCT COLL
01 General Fund						
000 Undefined						
01000009 30110 RETRev	-6,900,000	-6,900,000	-7,020,908.65	-152,066.34	120,908.65	101.8%
01000009 30120 RETRefRev	3,000	3,000	16,051.08	581.05	-13,051.08	535.0%
01000009 30130 DeI RETRev	-110,000	-110,000	-133,810.45	-3,621.73	23,810.45	121.6%
01000009 30160 IrnRETRev	-50,000	-50,000	-40,338.74	-6,827.23	-9,661.26	80.7%
01000009 31010 RETTrRev	-875,000	-875,000	-893,174.04	-32,916.50	18,174.04	102.1%
01000009 31021 EITRev	-3,900,000	-3,900,000	-4,491,670.36	-203,402.78	591,670.36	115.2%
01000009 31036 BPTaxRev	-2,700,000	-2,700,000	-3,076,861.52	-17,786.61	376,861.52	114.0%
01000009 31038 BPTxReRev	5,000	5,000	.00	.00	5,000.00	.0%
01000009 31040 BPTxAgRev	-7,150	-7,150	-7,150.37	.00	.00	100.0%
01000009 31051 LoSerTxRev	-625,000	-625,000	-694,049.14	-170,000.00	69,049.14	111.0%
01000009 31061 AdmTxRev	-1,650,000	-1,650,000	-1,697,829.54	.00	47,829.54	102.9%
01000009 31902 PenRETRev	-15,000	-15,000	-24,396.91	-15,889.56	9,396.91	162.6%
01000009 31913 IntBPREv	-15,000	-15,000	-30,915.58	-2,694.08	15,915.58	206.1%
01000009 31914 PenBPREv	-7,000	-7,000	-21,142.37	-893.90	14,142.37	302.0%
01000009 32132 JunkLicRev	-200	-200	-200.00	.00	.00	100.0%
01000009 32135 BevLicRev	-7,500	-7,500	-7,800.00	.00	300.00	104.0%
01000009 32145 BPLicRev	-75,000	-75,000	-92,715.00	-1,015.00	17,715.00	123.6%
01000009 32180 CaTVTxRev	-325,000	-325,000	-304,377.17	-70,000.00	-20,622.83	93.7%
01000009 34101 IntChecRev	-1,500	-1,500	.00	.00	-1,500.00	.0%
01000009 35900 LGovTaxRev	-1,000	-1,000	-1,000.00	.00	.00	100.0%
01000009 36247 AmAdPerRev	-30	-30	-30.00	.00	.00	100.0%
01000009 36255 MiscellRev	-2,000	-2,000	-26,108.43	-405.70	24,108.43	1305.4%
01000009 36715 LibLease	-1	-1	-1.00	.00	.00	100.0%
01000009 36725 HeaIns	0	0	-118,132.26	-52,519.26	118,132.26	100.0%
01000009 37392 DisREOff	123,000	123,000	128,492.46	.00	-5,492.46	104.5%
01000009 37394 CoChCoOff	4,000	4,000	4,149.00	.00	-149.00	103.7%
01000009 37395 CoChRETOff	18,000	18,000	17,863.48	658.33	136.52	99.2%
01000009 37398 CoChEITOff	50,000	50,000	54,351.68	2,443.92	-4,351.68	108.7%
01000009 39110 SaleFARev	-12,500	-12,500	.00	.00	-12,500.00	.0%
01001009 35400 GrantRev	-14,000	-14,000	-17,095.47	.00	3,095.47	122.1%
TOTAL Undefined	-17,089,881	-17,089,881	-18,478,799.30	-726,355.39	1,388,917.93	108.1%

YTD BUDGET REVENUES
DECEMBER 2023

FOR 2023 12

ACCOUNTS FOR:	ORIGINAL ESTIM REV	REVISED EST REV	ACTUAL YTD REVENUE	ACTUAL MTD REVENUE	REMAINING REVENUE	PCT COLL
01 General Fund						
410 Police						
01006009 35400 GrantRev	-239,215	-239,215	-204,184.03	-104,095.55	-35,030.97	85.4%
01302009 35401 DARERev	0	0	-2,148.02	.00	2,148.02	100.0%
01410009 33111 VehCoViRev	-50,000	-50,000	-58,011.30	-3,425.56	8,011.30	116.0%
01410009 33112 CriCodeRev	-8,000	-8,000	-12,503.82	-560.92	4,503.82	156.3%
01410009 33113 StaPolRev	-10,000	-10,000	-9,731.50	-5,318.17	-268.50	97.3%
01410009 36210 SpPolSeRev	-60,000	-60,000	-75,120.80	-565.25	15,120.80	125.2%
01410009 36211 PolRepRev	-8,000	-8,000	-9,568.00	-785.00	1,568.00	119.6%
01410009 36212 FalAlarRev	-10,000	-10,000	-13,550.00	-3,100.00	3,550.00	135.5%
01410009 36255 MiscellRev	-2,500	-2,500	-200.00	-200.00	-2,300.00	8.0%
TOTAL Police	-387,715	-387,715	-385,017.47	-118,050.45	-2,697.53	99.3%

YTD BUDGET REVENUES
DECEMBER 2023

FOR 2023 12

ACCOUNTS FOR:	ORIGINAL ESTIM REV	REVISED EST REV	ACTUAL YTD REVENUE	ACTUAL MTD REVENUE	REMAINING REVENUE	PCT COLL
01 General Fund						
430 Public Works - General Service						
01430009 36252 WonPrev	-1,000	-1,000	-160.28	.00	-839.72	16.0%
01430009 36255 MiscellRev	0	0	-150.00	.00	150.00	100.0%
01430009 36259 PennWinAgr	-8,000	-8,000	-15,314.83	.00	7,314.83	191.4%
TOTAL Public Works - General Serv	-9,000	-9,000	-15,625.11	.00	6,625.11	173.6%

YTD BUDGET REVENUES
DECEMBER 2023

FOR 2023 12

ACCOUNTS FOR: 01	General Fund	ORIGINAL ESTIM REV	REVISED EST REV	ACTUAL YTD REVENUE	ACTUAL MTD REVENUE	REMAINING REVENUE	PCT COLL
451 Recreation Administration							
01451009	35400 GrantRev	-2,500	-2,500	.00	.00	-2,500.00	.0%
01451009	36714 PavRentRev	-15,000	-15,000	-19,150.00	-275.00	4,150.00	127.7%
01451009	36720 RecProgRev	-155,000	-155,000	-165,682.57	-1,090.00	10,682.57	106.9%
01451009	36721 Sponsors	-2,000	-2,000	-2,490.38	300.00	490.38	124.5%
01451009	36728 PHEAAREV	-3,000	-3,000	.00	.00	-3,000.00	.0%
TOTAL Recreation Administration		-177,500	-177,500	-187,322.95	-1,065.00	9,822.95	105.5%

YTD BUDGET REVENUES
DECEMBER 2023

FOR 2023 12

ACCOUNTS FOR:	ORIGINAL ESTIM REV	REVISED EST REV	ACTUAL YTD REVENUE	ACTUAL MTD REVENUE	REMAINING REVENUE	PCT COLL
01 General Fund						
460 Community Development						
01303009 38317 TrImpCoRev	-15,000	-15,000	-3,300.00	.00	-11,700.00	22.0%
01460009 36133 ZonHBRev	-7,000	-7,000	-6,950.00	-2,350.00	-50.00	99.3%
01460009 36140 AllPlanFee	-25,000	-25,000	-31,650.00	-3,750.00	6,650.00	126.6%
01460009 36220 FireCodRev	-8,000	-8,000	-8,700.00	-300.00	700.00	108.8%
01460009 36240 ACT157FEES	-1,500	-1,500	-3,141.00	-171.00	1,641.00	209.4%
01460009 36241 NonResApp	-14,000	-14,000	-13,450.00	-350.00	-550.00	96.1%
01460009 36242 NonResIssu	-12,000	-12,000	-27,875.00	-775.00	15,875.00	232.3%
01460009 36244 SeDisPerRe	-250	-250	-50.00	.00	-200.00	20.0%
01460009 36245 ROWPermits	-17,000	-17,000	-11,325.00	-325.00	-5,675.00	66.6%
01460009 36246 ResAppFees	-30,000	-30,000	-30,600.00	-1,100.00	600.00	102.0%
01460009 36248 ResIssFees	-30,000	-30,000	-23,100.00	-1,100.00	-6,900.00	77.0%
01460009 36250 PluLicRev	-1,000	-1,000	-1,970.00	-1,350.00	970.00	197.0%
01460009 36260 SpFlHaPer	-300	-300	-400.00	.00	100.00	133.3%
TOTAL Community Development	-161,050	-161,050	-162,511.00	-11,571.00	1,461.00	100.9%
TOTAL General Fund	-17,825,146	-17,825,146	-19,229,275.83	-857,041.84	1,404,129.46	107.9%
TOTAL REVENUES	-17,825,146	-17,825,146	-19,229,275.83	-857,041.84	1,404,129.46	

YTD BUDGET EXPENSES
DECEMBER 2023

FOR 2023 12

ACCOUNTS FOR:	ORIGINAL	REVISED					AVAILABLE	PCT
01 General Fund	APPROP	BUDGET	YTD EXPENDED	MTD EXPENDED	ENC/REQ	BUDGET	USED	
400 Legislative								
01400001 40105 SalWagElec	20,625	20,625	20,453.15	4,984.40	.00	171.85	99.2%	
01400002 45001 ClParkSen	1,000	1,000	1,000.00	.00	.00	.00	100.0%	
01400002 45002 MeaLowheel	6,000	6,000	6,000.00	.00	.00	.00	100.0%	
01400002 45004 LHConSen	1,000	1,000	1,000.00	.00	.00	.00	100.0%	
01400002 45006 CetSenCiti	1,000	1,000	1,000.00	.00	.00	.00	100.0%	
01400002 45009 TreatTren	1,500	1,500	1,500.00	.00	.00	.00	100.0%	
01400002 45011 ParkElemWr	500	500	-500.00	.00	.00	1,000.00	-100.0%	
01400002 45013 NP Good Se	0	0	1,050.00	.00	.00	-1,050.00	100.0%	
01400002 45014 PocWildReh	500	500	500.00	.00	.00	.00	100.0%	
01400002 45015 TPLV	1,500	1,500	1,500.00	.00	.00	.00	100.0%	
TOTAL Legislative	33,625	33,625	33,503.15	4,984.40	.00	121.85	99.6%	

YTD BUDGET EXPENSES
DECEMBER 2023

FOR 2023 12

ACCOUNTS FOR:	ORIGINAL	REVISED					AVAILABLE	PCT
01 General Fund	APPROP	BUDGET	YTD EXPENDED	MTD EXPENDED	ENC/REQ	BUDGET	USED	
401 Executive								
01401001 40112 Wages	234,312	234,312	214,992.40	21,087.75	.00	19,319.82	91.8%	
01401001 40113 SpAlloc	-16,474	-16,474	-16,474.02	.00	.00	.00	100.0%	
01401001 40172 HolidayPay	0	0	8,031.43	3,448.86	.00	-8,031.43	100.0%	
01401001 40184 AttendInc	2,625	2,625	1,867.79	.00	.00	757.21	71.2%	
01401001 40188 PTO	0	0	10,461.31	1,862.83	.00	-10,461.31	100.0%	
01401001 40221 BEREAV	0	0	451.61	.00	.00	-451.61	100.0%	
01401002 40229 MealFood	500	500	23.31	23.31	.00	476.69	4.7%	
01401002 40321 TeleChrg	4,200	4,200	2,345.54	312.51	747.25	1,107.21	73.6%	
01401002 40420 DueSubMem	2,000	2,000	1,774.50	-249.50	.00	225.50	88.7%	
01401002 40460 ContEduc	3,750	3,750	2,268.47	165.00	.00	1,481.53	60.5%	
01401002 40573 GenGovtExp	500	500	186.45	100.00	.00	313.55	37.3%	
TOTAL Executive	231,413	231,413	225,928.79	26,750.76	747.25	4,737.16	98.0%	

YTD BUDGET EXPENSES
DECEMBER 2023

FOR 2023 12

ACCOUNTS FOR: 01 General Fund	ORIGINAL APPROP	REVISED BUDGET	YTD EXPENDED	MTD EXPENDED	ENC/REQ	AVAILABLE BUDGET	PCT USED
402 Finance							
01402001 40112 Wages	319,003	319,003	211,578.89	22,875.35	.00	107,423.99	66.3%
01402001 40113 SpAlloc	-94,166	-94,166	-94,165.70	.00	.00	.00	100.0%
01402001 40115 SalWagPT	20,000	20,000	23,698.89	2,530.74	.00	-3,698.89	118.5%
01402001 40172 HolidayPay	0	0	11,124.45	5,500.55	.00	-11,124.45	100.0%
01402001 40177 Sick Pay	0	0	24,699.62	407.90	.00	-24,699.62	100.0%
01402001 40180 OT Pay	2,500	2,500	86.88	24.22	.00	2,413.12	3.5%
01402001 40184 AttendInc	7,300	7,300	3,925.00	.00	.00	3,375.00	53.8%
01402001 40188 PTO	0	0	18,952.04	6,318.32	.00	-18,952.04	100.0%
01402001 40189 WC Offset	0	0	-10,747.96	.00	.00	10,747.96	100.0%
01402001 40221 BEREAV	0	0	296.72	.00	.00	-296.72	100.0%
01402002 40229 MealFood	500	500	.00	.00	.00	500.00	.0%
01402002 40315 TxAppHOff	1,000	1,000	.00	.00	.00	1,000.00	.0%
01402002 40321 TeleChrg	540	540	301.05	39.88	80.09	158.86	70.6%
01402002 40331 Travel	3,000	3,000	1,406.55	.00	.00	1,593.45	46.9%
01402002 40420 DueSubMem	1,000	1,000	345.00	.00	.00	655.00	34.5%
01402002 40450 ContrSrv	50,000	76,400	32,163.13	.00	9,000.00	35,236.87	53.9%
01402002 40460 ContEduc	5,000	5,000	900.00	.00	.00	4,100.00	18.0%
01402002 40760 MinMachEqu	2,500	2,500	1,976.48	.00	.00	523.52	79.1%
TOTAL Finance	318,177	344,577	226,541.04	37,696.96	9,080.09	108,956.05	68.4%

YTD BUDGET EXPENSES
DECEMBER 2023

FOR 2023 12

ACCOUNTS FOR:	ORIGINAL	REVISED					AVAILABLE	PCT
01 General Fund	APPROP	BUDGET	YTD EXPENDED	MTD EXPENDED	ENC/REQ	BUDGET	USED	
403 Tax Collector								
01403001 40105 SalWagElec	10,000	10,000	9,800.00	600.00	.00	200.00	98.0%	
01403002 40215 Postage	4,500	4,500	4,500.00	.00	.00	.00	100.0%	
01403002 40375 Bond	1,000	1,000	1,168.16	113.20	.00	-168.16	116.8%	
01403002 40450 ContrSrv	6,000	6,000	5,905.18	.00	.00	94.82	98.4%	
TOTAL Tax Collector	21,500	21,500	21,373.34	713.20	.00	126.66	99.4%	

YTD BUDGET EXPENSES
DECEMBER 2023

FOR 2023 12

ACCOUNTS FOR:	ORIGINAL	REVISED			AVAILABLE	PCT
01 General Fund	APPROP	BUDGET	YTD EXPENDED	MTD EXPENDED	BUDGET	USED
404 Solicitor/Legal Services						
01404102 40197 Pension	20,000	20,000	9,560.00	.00	10,440.00	47.8%
01404102 40573 GenGovtExp	170,000	170,000	103,096.35	10,154.95	66,903.65	60.6%
01404102 40937 MeetPrepEx	35,000	35,000	25,650.25	1,229.50	9,349.75	73.3%
01404102 40939 ZoningExp	50,000	50,000	80,564.07	12,889.87	-30,564.07	161.1%
01404102 40940 SubdivBill	125,000	125,000	181,180.23	43.75	-56,180.23	144.9%
01404102 40941 SubdivReim	-125,000	-125,000	-167,333.40	-17,119.25	42,333.40	133.9%
01404102 40946 Grievance	5,000	5,000	.00	.00	5,000.00	.0%
01404102 40948 Arbitrat	5,000	5,000	1,100.50	.00	3,899.50	22.0%
01404102 40949 Litigat	20,000	20,000	18,058.86	6,504.00	1,941.14	90.3%
01404102 40950 Collect	2,000	2,000	726.50	.00	1,273.50	36.3%
01404102 40952 Codificat	10,000	10,000	2,263.58	99.58	7,736.42	22.6%
01404102 40953 LaborExp	75,000	75,000	18,813.72	82.00	56,186.28	25.1%
01404102 40955 CivilServ	15,000	15,000	10,054.00	.00	4,946.00	67.0%
01404102 40956 TaxAppeal	1,500	1,500	143.50	.00	1,356.50	9.6%
01404102 40958 Ordinances	15,000	15,000	14,725.00	129.00	275.00	98.2%
TOTAL Solicitor/Legal Services	423,500	423,500	298,603.16	14,013.40	124,896.84	70.5%

YTD BUDGET EXPENSES
DECEMBER 2023

FOR 2023 12

ACCOUNTS FOR:	ORIGINAL	REVISED					AVAILABLE	PCT
01 General Fund	APPROP	BUDGET	YTD EXPENDED	MTD EXPENDED	ENC/REQ	BUDGET	USED	
405 Human Resources								
01405001 40112 Wages	132,345	132,345	98,105.53	10,327.59	.00	34,239.13	74.1%	
01405001 40113 Spec Allo	-7,352	-7,352	-7,352.48	.00	.00	.00	100.0%	
01405001 40172 HolidayPay	0	0	4,693.17	1,968.57	.00	-4,693.17	100.0%	
01405001 40177 Sick Pay	0	0	1,890.00	270.00	.00	-1,890.00	100.0%	
01405001 40184 AttendInc	1,125	1,125	187.49	.00	.00	937.51	16.7%	
01405001 40188 PTO	0	0	14,897.70	2,388.50	.00	-14,897.70	100.0%	
01405002 40460 ContEduc	10,000	10,000	6,376.03	1,692.25	.00	3,623.97	63.8%	
01405002 40571 EmpEvent	5,000	5,000	4,317.60	578.05	.00	682.40	86.4%	
01405002 40796 RecruitExp	1,000	1,000	975.71	315.21	.00	24.29	97.6%	
TOTAL Human Resources	142,117	142,117	124,090.75	17,540.17	.00	18,026.43	87.3%	

SOUTH WHITEHALL TOWNSHIP, PA



YTD BUDGET EXPENSES DECEMBER 2023

FOR 2023 12

ACCOUNTS	FOR:		ORIGINAL	REVISED				AVAILABLE	PCT
01	General	Fund	APPROP	BUDGET	YTD EXPENDED	MTD EXPENDED	ENC/REQ	BUDGET	USED
406 Administrative									
01406001	40192	FICAEmploy	186,166	186,166	164,051.65	15,950.49	.00	22,113.90	88.1%
01406001	40195	WorkComIns	186,750	186,750	114,393.00	18,246.57	.00	72,357.00	61.3%
01406001	40196	HealthIns	569,504	569,504	505,987.55	43,322.00	.00	63,516.15	88.8%
01406001	40197	Pension	2,911,312	2,911,312	2,871,259.23	-40.00	.00	40,052.77	98.6%
01406001	40198	Dental	19,640	19,640	19,439.60	1,681.56	.00	199.94	99.0%
01406001	40199	Life Ins	13,557	13,557	11,373.45	1,011.46	.00	2,183.88	83.9%
01406001	40901	Thrift Sav	42,000	42,000	38,098.93	992.28	.00	3,901.07	90.7%
01406001	40917	CobraReim	-10,000	-10,000	-10,458.47	-950.77	.00	458.47	104.6%
01406001	40932	PenReimWat	-142,718	-142,718	-142,718.00	.00	.00	.00	100.0%
01406001	40933	PenReimSew	-142,718	-142,718	-142,718.00	.00	.00	.00	100.0%
01406001	40934	StaPenReim	-650,000	-650,000	-815,904.35	.00	.00	165,904.35	125.5%
01406002	40194	UnemplComp	10,000	10,000	.00	.00	.00	10,000.00	.0%
01406002	40210	Offc Suppl	8,000	8,351	5,456.07	179.47	2,191.54	703.02	91.6%
01406002	40213	ComCopSupp	22,000	22,338	19,670.92	1,201.58	2,517.21	149.38	99.3%
01406002	40215	Postage	18,000	18,000	16,881.71	1,797.08	.00	1,118.29	93.8%
01406002	40218	MiscExp	500	500	155.87	34.80	.00	344.13	31.2%
01406002	40310	ProfSrv	50,000	50,000	8,374.00	2,868.00	.00	41,626.00	16.7%
01406002	40311	AccAudSrv	50,000	74,250	63,175.00	.00	11,075.00	.00	100.0%
01406002	40317	AnswerSrv	3,900	4,102	2,624.90	.00	1,377.27	100.00	97.6%
01406002	40321	TeleChrg	24,000	29,363	27,541.96	46.77	1,810.44	10.80	100.0%
01406002	40326	EquipLease	36,000	36,046	26,029.78	1,290.76	1,504.84	8,511.61	76.4%
01406002	40331	Travel	500	500	500.00	500.00	.00	.00	100.0%
01406002	40334	FrExpChg	500	500	494.13	15.59	.00	5.87	98.8%
01406002	40341	AdvPr	24,000	24,000	16,832.13	886.83	4,820.38	2,347.49	90.2%
01406002	40342	Printing	5,000	5,000	4,246.15	.00	.00	753.85	84.9%
01406002	40350	RateResDed	10,000	10,000	.00	.00	.00	10,000.00	.0%
01406002	40372	InsRepairs	50,000	50,000	33,953.54	-8,726.67	.00	16,046.46	67.9%
01406002	40373	InsReimbur	-50,000	-50,000	-66,225.11	-8,551.18	.00	16,225.11	132.5%
01406002	40374	WCInsAud	20,000	20,000	24,949.00	.00	.00	-4,949.00	124.7%
01406002	40378	INSOPEX	600,000	600,000	510,776.36	42,339.97	.00	89,223.64	85.1%
01406002	40420	DueSubMem	1,000	1,000	966.88	117.00	.00	33.12	96.7%
01406002	40450	ContrSrv	10,000	10,500	3,933.92	73.00	1,155.21	5,411.13	48.5%
01406002	40571	EmpEvent	1,500	1,500	1,538.89	38.89	.00	-38.89	102.6%
01406002	40573	GenGovtExp	3,000	3,000	569.36	70.51	.00	2,430.64	19.0%
01406002	40760	MinMachEqu	1,000	1,000	434.34	.00	.00	565.66	43.4%
01406002	40905	SupWatReim	-3,750	-3,750	-3,750.00	-937.50	.00	.00	100.0%
01406002	40906	SupSewReim	-3,750	-3,750	-3,750.00	-937.50	.00	.00	100.0%
01406002	40912	CommWaReim	-2,988	-2,988	-2,987.52	-746.88	.00	.02	100.0%
01406002	40913	CommSeReim	-2,988	-2,988	-2,987.52	-746.88	.00	.02	100.0%
01406002	40915	MedPhysica	500	500	29.00	.00	.00	471.00	5.8%

YTD BUDGET EXPENSES
DECEMBER 2023

FOR 2023 12

ACCOUNTS FOR: 01	General Fund	ORIGINAL APPROP	REVISED BUDGET	YTD EXPENDED	MTD EXPENDED	ENC/REQ	AVAILABLE BUDGET	PCT USED
01406002	49000 IntFundTra	3,073,600	3,073,600	3,081,928.80	.00	.00	-8,328.54	100.3%
01406002	49122 RfndPYRevs	0	0	42,333.07	42,333.07	.00	-42,333.07	100.0%
TOTAL Administrative		6,943,017	6,974,067	6,426,500.22	153,360.30	26,451.89	521,115.27	92.5%

YTD BUDGET EXPENSES
DECEMBER 2023

FOR 2023 12

ACCOUNTS FOR:	ORIGINAL	REVISED					AVAILABLE	PCT
01 General Fund	APPROP	BUDGET	YTD EXPENDED	MTD EXPENDED	ENC/REQ	BUDGET	USED	
407 Information Technology								
01407001 40112 SalWagFT	78,613	78,613	69,733.78	7,256.58	.00	8,878.91	88.7%	
01407001 40172 HolidayPay	0	0	3,023.59	1,209.43	.00	-3,023.59	100.0%	
01407001 40177 Sick Pay	0	0	1,814.15	.00	.00	-1,814.15	100.0%	
01407001 40180 OT Pay	1,000	1,000	.00	.00	.00	1,000.00	.0%	
01407001 40184 AttendInc	1,250	1,250	1,250.00	.00	.00	.00	100.0%	
01407001 40188 PTO	0	0	4,081.86	604.72	.00	-4,081.86	100.0%	
01407002 40325 InternFees	12,500	13,152	11,760.02	.00	986.33	405.83	96.9%	
01407002 40370 MainSerRep	15,000	15,000	3,838.75	1,341.25	.00	11,161.25	25.6%	
01407002 40382 ITWatReimb	-39,625	-39,625	-39,625.00	-9,906.25	.00	.00	100.0%	
01407002 40383 ITSeWReimb	-39,625	-39,625	-39,625.00	-9,906.25	.00	.00	100.0%	
01407002 40452 ContITNeSr	662,884	674,619	529,573.04	45,366.63	132,493.40	12,552.75	98.1%	
01407002 40460 ContEduc	3,000	3,000	652.00	.00	.00	2,348.00	21.7%	
01407002 40760 MinMachEqu	20,000	20,000	12,842.04	3,471.91	3,735.72	3,422.24	82.9%	
TOTAL Information Technology	714,997	727,384	559,319.23	39,438.02	137,215.45	30,849.38	95.8%	

YTD BUDGET EXPENSES
DECEMBER 2023

FOR 2023 12

ACCOUNTS FOR: 01 General Fund	ORIGINAL APPROP	REVISED BUDGET	YTD EXPENDED	MTD EXPENDED	ENC/REQ	AVAILABLE BUDGET	PCT USED
409 Engineering							
01409102 40573 GenGovtExp	100,000	102,800	94,913.95	2,426.98	.00	7,886.05	92.3%
01409102 40940 SubdivBill	800,000	800,000	903,434.23	125,504.44	.00	-103,434.23	112.9%
01409102 40941 SubdivReim	-800,000	-800,000	-907,700.22	-128,962.84	.00	107,700.22	113.5%
TOTAL Engineering	100,000	102,800	90,647.96	-1,031.42	.00	12,152.04	88.2%

SOUTH WHITEHALL TOWNSHIP, PA



YTD BUDGET EXPENSES DECEMBER 2023

FOR 2023 12

ACCOUNTS	FOR:		ORIGINAL	REVISED	YTD EXPENDED	MTD EXPENDED	ENC/REQ	AVAILABLE	PCT
01	General	Fund	APPROP	BUDGET				BUDGET	USED
410 Police									
01410001	40112	Wages	338,137	338,137	289,105.64	24,231.51	.00	49,031.56	85.5%
01410001	40172	HolidayPay	0	0	12,786.71	5,293.01	.00	-12,786.71	100.0%
01410001	40177	Sick Pay	0	0	2,514.16	199.35	.00	-2,514.16	100.0%
01410001	40179	Long Pay	5,400	5,400	2,100.00	.00	.00	3,300.00	38.9%
01410001	40180	OT Pay	2,000	2,000	9.97	9.97	.00	1,990.03	.5%
01410001	40184	AttendInc	5,000	5,000	2,500.00	.00	.00	2,500.00	50.0%
01410001	40188	PTO	0	0	30,735.74	10,288.01	.00	-30,735.74	100.0%
01410001	40221	BEREAV	0	0	678.10	.00	.00	-678.10	100.0%
01410002	40228	K9Supp	12,000	12,000	5,672.68	147.65	3,263.23	3,064.09	74.5%
01410002	40229	MealFood	2,000	2,000	1,573.63	26.32	.00	426.37	78.7%
01410002	40230	Fuels	68,000	68,000	78,109.41	11,727.26	1,617.22	-11,726.63	117.2%
01410002	40238	UnifCloth	45,000	45,299	50,038.03	3,362.39	659.50	-5,398.53	111.9%
01410002	40241	GenGovSup	11,000	11,000	10,092.58	1,280.96	.00	907.42	91.8%
01410002	40260	SmToMiPurc	15,000	27,405	22,532.59	8,265.06	2,898.88	1,973.97	92.8%
01410002	40310	Profsrv	3,000	3,000	213.54	.00	.00	2,786.46	7.1%
01410002	40316	TestFees	3,000	3,000	3,000.00	.00	.00	.00	100.0%
01410002	40321	TeleChrg	26,500	26,500	19,668.30	730.11	2,918.07	3,913.63	85.2%
01410002	40327	RadEqMaint	2,500	2,500	2,593.06	-472.00	.00	-93.06	103.7%
01410002	40331	Travel	3,000	3,000	1,975.49	.00	.00	1,024.51	65.8%
01410002	40334	FrExpChg	0	0	16.31	.00	.00	-16.31	100.0%
01410002	40339	CriInvExp	3,000	3,000	1,150.92	133.98	.00	1,849.08	38.4%
01410002	40340	MERTEXP	5,000	5,000	2,918.36	1,614.54	.00	2,081.64	58.4%
01410002	40345	DUIChcExp	239,215	239,215	185,335.46	.00	.00	53,879.54	77.5%
01410002	40420	DueSubMem	10,000	10,000	11,604.87	1,306.95	.00	-1,604.87	116.0%
01410002	40440	LaunUnClSr	8,500	8,500	8,205.30	702.20	.00	294.70	96.5%
01410002	40450	ContrSrv	16,000	16,830	13,707.00	904.00	2,859.00	264.00	98.4%
01410002	40462	Train Exp	35,000	35,000	21,144.03	630.00	.00	13,855.97	60.4%
01410002	40760	MinMachEqu	15,000	18,358	3,358.00	.00	8,825.00	6,175.00	66.4%
01410002	40781	PubRelExp	16,000	16,000	13,818.57	466.00	.00	2,181.43	86.4%
01410002	40784	HerHelpers	5,000	5,000	4,500.00	5,420.00	.00	500.00	90.0%
01410002	40789	LifeSaver	2,000	2,000	1,384.77	.00	.00	615.23	69.2%
01410002	40790	NNOutExp	2,000	2,000	1,128.15	.00	.00	871.85	56.4%
01410002	40796	RecruitExp	20,000	20,000	20,294.60	961.00	.00	-294.60	101.5%
01410002	40797	WeapAmm	75,000	97,113	91,502.53	-2,136.24	1,889.70	3,721.01	96.2%
01410002	40915	MedPhysica	3,000	3,000	2,795.00	.00	.00	205.00	93.2%
01410201	40112	wages	3,610,949	3,610,949	2,742,148.85	278,550.24	.00	868,799.76	75.9%
01410201	40113	SpAlloc	-275,000	-275,000	-271,338.36	-1,600.00	.00	-3,661.64	98.7%
01410201	40171	Vacatn Pay	0	0	233,303.33	26,349.14	.00	-233,303.33	100.0%
01410201	40172	HolidayPay	100,000	100,000	220,064.13	85,832.52	.00	-120,064.13	220.1%
01410201	40174	TrainPay	0	0	170,337.35	6,538.35	.00	-170,337.35	100.0%

YTD BUDGET EXPENSES
DECEMBER 2023

FOR 2023 12

ACCOUNTS 01	FOR: General	Fund	ORIGINAL APPROP	REVISED BUDGET	YTD EXPENDED	MTD EXPENDED	ENC/REQ	AVAILABLE BUDGET	PCT USED
01410201	40176	PersonlPay	0	0	65,552.63	34,251.88	.00	-65,552.63	100.0%
01410201	40177	Sick Pay	0	0	17,833.14	3,193.08	.00	-17,833.14	100.0%
01410201	40179	Long Pay	38,300	38,300	31,600.00	1,500.00	.00	6,700.00	82.5%
01410201	40180	OT Pay	250,000	250,000	273,422.68	27,469.73	.00	-23,422.68	109.4%
01410201	40181	Court OT	15,000	15,000	19,844.51	256.71	.00	-4,844.51	132.3%
01410201	40184	AttendInc	61,500	61,500	51,149.04	.00	.00	10,350.96	83.2%
01410201	40187	CompTimPay	0	0	126,257.15	17,114.44	.00	-126,257.15	100.0%
01410201	40221	BEREAV	0	0	2,279.30	.00	.00	-2,279.30	100.0%
01410201	40461	ContEdReim	26,000	26,000	7,250.10	2,038.10	.00	18,749.90	27.9%
01410202	40229	MealFood	0	0	40.71	.00	.00	-40.71	100.0%
01410701	40192	FICAemploy	307,090	307,090	296,877.11	24,572.31	.00	10,212.91	96.7%
01410701	40196	HealthIns	800,160	800,160	709,169.57	58,880.26	.00	90,990.15	88.6%
01410701	40198	Dental	25,702	25,702	20,803.04	1,795.37	.00	4,898.50	80.9%
01410701	40199	Life Ins	22,726	22,726	20,547.41	1,750.81	.00	2,178.50	90.4%
01410701	40901	Thrift Sav	76,000	76,000	69,360.00	800.00	.00	6,640.00	91.3%
01410701	40921	PostRetHea	24,000	24,000	15,531.75	2,795.83	.00	8,468.25	64.7%
TOTAL Police			6,078,678	6,117,684	5,740,796.94	647,180.80	24,930.60	351,956.14	94.2%

YTD BUDGET EXPENSES
DECEMBER 2023

FOR 2023 12

ACCOUNTS FOR:	ORIGINAL	REVISED	YTD EXPENDED	MTD EXPENDED	ENC/REQ	AVAILABLE	PCT
01 General Fund	APPROP	BUDGET				BUDGET	USED
411 Fire							
01411001 40112 SalWagFT	155,806	155,806	42,087.80	2,113.70	.00	113,718.11	27.0%
01411001 40172 HolidayPay	0	0	2,219.56	720.59	.00	-2,219.56	100.0%
01411001 40177 Sick Pay	0	0	4,180.72	.00	.00	-4,180.72	100.0%
01411001 40180 OT Pay	1,000	1,000	1,972.63	.00	.00	-972.63	197.3%
01411001 40184 AttendInc	1,875	1,875	625.00	.00	.00	1,250.00	33.3%
01411001 40188 PTO	0	0	10,376.98	2,702.20	.00	-10,376.98	100.0%
01411002 40935 FireRelExp	0	0	181,874.45	.00	.00	-181,874.45	100.0%
01411002 40936 FireReReim	0	0	-181,874.45	.00	.00	181,874.45	100.0%
TOTAL Fire	158,681	158,681	61,462.69	5,536.49	.00	97,218.22	38.7%

YTD BUDGET EXPENSES
DECEMBER 2023

FOR 2023 12

ACCOUNTS FOR: 01	General Fund	ORIGINAL APPROP	REVISED BUDGET	YTD EXPENDED	MTD EXPENDED	ENC/REQ	AVAILABLE BUDGET	PCT USED
412 Ambulance/Rescue								
01412002	40792 Contribut	30,000	30,000	30,000.00	.00	.00	.00	100.0%
	TOTAL Ambulance/Rescue	30,000	30,000	30,000.00	.00	.00	.00	100.0%

YTD BUDGET EXPENSES
DECEMBER 2023

FOR 2023 12

ACCOUNTS FOR:	ORIGINAL	REVISED					AVAILABLE	PCT
01 General Fund	APPROP	BUDGET	YTD EXPENDED	MTD EXPENDED	ENC/REQ	BUDGET	USED	
415 Emergency Management								
01415001 40110 SalWagApp	5,000	5,000	5,000.00	1,250.00	.00	.00	100.0%	
01415001 40117 SalWagSeas	1,000	1,000	.00	.00	.00	1,000.00	.0%	
01415002 40238 UnifCloth	1,000	1,000	95.50	95.50	.00	904.50	9.6%	
01415002 40240 GenGovMat	3,500	3,500	3,158.06	100.68	.00	341.94	90.2%	
01415002 40260 SmToMiPurc	2,000	2,000	946.96	688.96	.00	1,053.04	47.3%	
01415002 40328 RadEqInsta	5,500	5,500	592.50	.00	.00	4,907.50	10.8%	
01415002 40331 Travel	600	600	.00	.00	.00	600.00	.0%	
01415002 40420 DueSubMem	700	700	325.00	.00	.00	375.00	46.4%	
01415002 40460 ContEduc	20,000	20,000	2,000.00	7,000.00	.00	18,000.00	10.0%	
01415002 40570 CommEvent	3,000	3,000	1,169.40	.00	.00	1,830.60	39.0%	
01415002 40750 Computers	2,000	2,000	.00	.00	.00	2,000.00	.0%	
TOTAL Emergency Management	44,300	44,300	13,287.42	9,135.14	.00	31,012.58	30.0%	

SOUTH WHITEHALL TOWNSHIP, PA



YTD BUDGET EXPENSES DECEMBER 2023

FOR 2023 12

ACCOUNTS	FOR:		ORIGINAL	REVISED				AVAILABLE	PCT
01	General	Fund	APPROP	BUDGET	YTD EXPENDED	MTD EXPENDED	ENC/REQ	BUDGET	USED
430 Public Works - General Service									
01430001	40112	Wages	141,523	141,523	122,685.43	11,478.97	.00	18,837.83	86.7%
01430001	40117	SalWagSeas	63,000	63,000	39,942.75	.00	.00	23,057.25	63.4%
01430001	40172	HolidayPay	0	0	5,192.59	2,059.64	.00	-5,192.59	100.0%
01430001	40177	Sick Pay	0	0	1,694.17	.00	.00	-1,694.17	100.0%
01430001	40180	OT Pay	3,000	3,000	263.63	.00	.00	2,736.37	8.8%
01430001	40184	AttendInc	2,625	2,625	750.00	.00	.00	1,875.00	28.6%
01430001	40188	PTO	0	0	6,808.26	1,905.10	.00	-6,808.26	100.0%
01430001	40914	LicenReim	400	400	.00	.00	.00	400.00	.0%
01430002	40230	Fuels	126,000	126,000	118,132.34	4,803.28	.00	7,867.66	93.8%
01430002	40238	UnifCloth	5,000	5,000	4,242.70	1,222.89	.00	757.30	84.9%
01430002	40240	GenGovMat	250,000	255,940	213,621.50	25,370.49	23,010.34	19,307.93	92.5%
01430002	40251	Parts	135,000	135,000	134,833.88	8,196.45	.00	166.12	99.9%
01430002	40260	SmToMiPurc	5,000	5,000	2,812.90	52.48	.00	2,187.10	56.3%
01430002	40321	TeleChrg	6,300	6,300	3,382.93	-255.84	195.97	2,721.10	56.8%
01430002	40329	PaOneCall	4,000	4,331	2,748.23	400.34	1,582.74	.00	100.0%
01430002	40331	Travel	100	100	24.40	.00	.00	75.60	24.4%
01430002	40341	Advprin	500	500	.00	.00	.00	500.00	.0%
01430002	40361	Utilities	88,000	96,500	61,668.27	2,036.57	22,708.48	12,123.48	87.4%
01430002	40370	MainSerRep	7,000	7,000	1,938.56	.00	.00	5,061.44	27.7%
01430002	40377	TWPBU	2,000	2,000	1,881.00	227.08	.00	119.00	94.1%
01430002	40384	RentMachEq	15,000	18,000	15,763.15	4,866.00	1,990.00	246.85	98.6%
01430002	40420	DueSubMem	300	300	.00	.00	.00	300.00	.0%
01430002	40440	LaunUnClSr	15,000	15,427	6,265.32	363.63	1,270.65	7,891.21	48.8%
01430002	40450	ContrSrv	184,020	210,587	169,718.49	15,975.39	9,250.61	31,618.21	85.0%
01430002	40460	ContEduc	1,000	1,000	487.40	152.00	.00	512.60	48.7%
01430002	40573	GenGovtExp	1,000	1,000	980.50	210.00	.00	19.50	98.1%
01430002	40793	Tires	30,000	30,335	20,721.12	6,507.27	4,613.38	5,000.00	83.5%
01430002	40798	TrafMaint	35,000	35,740	41,873.37	11,191.77	.00	-6,133.02	117.2%
01430002	40914	LicenReim	1,000	1,000	300.00	.00	.00	700.00	30.0%
01430002	40915	MedPhysica	5,000	5,000	3,667.00	107.00	.00	1,333.00	73.3%
01430002	40945	StWaterMan	75,500	75,500	48,875.11	.00	16,698.40	9,926.49	86.9%
01430002	40960	EleWatReim	-11,000	-11,000	-11,000.00	-2,750.00	.00	.00	100.0%
01430002	40961	EleSewReim	-11,000	-11,000	-11,000.00	-2,750.00	.00	.00	100.0%
01430101	40112	Wages	1,422,492	1,422,492	1,175,139.28	107,420.97	.00	247,352.92	82.6%
01430101	40113	SpAlloc	-76,596	-76,596	-76,596.08	.00	.00	.00	100.0%
01430101	40172	HolidayPay	0	0	47,165.03	21,648.37	.00	-47,165.03	100.0%
01430101	40173	StandBy	14,000	14,000	13,027.00	1,274.00	.00	973.00	93.1%
01430101	40177	Sick Pay	0	0	26,992.94	6,746.93	.00	-26,992.94	100.0%
01430101	40180	OT Pay	100,000	100,000	36,541.54	1,062.00	.00	63,458.46	36.5%
01430101	40184	AttendInc	29,250	29,250	7,624.61	.00	.00	21,625.39	26.1%

YTD BUDGET EXPENSES
DECEMBER 2023

FOR 2023 12

ACCOUNTS 01	FOR: General	Fund	ORIGINAL APPROP	REVISED BUDGET	YTD EXPENDED	MTD EXPENDED	ENC/REQ	AVAILABLE BUDGET	PCT USED
01430101	40188	PTO	0	0	117,274.81	25,261.07	.00	-117,274.81	100.0%
01430101	40192	FICAemploy	117,542	117,542	113,656.51	11,421.65	.00	3,885.14	96.7%
01430101	40196	HealthIns	446,394	446,394	379,416.78	33,612.43	.00	66,977.21	85.0%
01430101	40198	Dental	12,577	12,577	10,150.17	910.43	.00	2,426.57	80.7%
01430101	40199	Life Ins	9,254	9,254	8,801.03	767.73	.00	453.02	95.1%
01430101	40220	DBLTIME	0	0	212.69	181.07	.00	-212.69	100.0%
01430101	40221	BEREAV	0	0	1,392.63	.00	.00	-1,392.63	100.0%
01430101	40901	Thrift Sav	40,800	40,800	20,649.27	870.04	.00	20,150.73	50.6%
TOTAL Public Works - General Serv			3,295,981	3,341,821	2,890,723.21	302,547.20	81,320.57	369,777.34	88.9%

YTD BUDGET EXPENSES
DECEMBER 2023

FOR 2023 12

ACCOUNTS FOR:	ORIGINAL	REVISED					AVAILABLE	PCT
01 General Fund	APPROP	BUDGET	YTD EXPENDED	MTD EXPENDED	ENC/REQ	BUDGET	USED	
451 Recreation Administration								
01451001 40112 SalWagFT	83,188	83,188	58,625.01	5,640.63	.00	24,562.82	70.5%	
01451001 40115 SalWagPT	0	0	1,952.00	.00	.00	-1,952.00	100.0%	
01451001 40117 SalWagSeas	97,240	97,240	78,037.63	.00	.00	19,202.37	80.3%	
01451001 40172 HolidayPay	0	0	2,314.00	1,250.00	.00	-2,314.00	100.0%	
01451001 40180 OT Pay	15,000	15,000	11,972.10	4,599.66	.00	3,027.90	79.8%	
01451001 40184 AttendInc	1,250	1,250	.00	.00	.00	1,250.00	.0%	
01451001 40188 PTO	0	0	2,875.01	609.38	.00	-2,875.01	100.0%	
01451002 40238 UnifCloth	4,000	4,000	2,649.99	.00	.00	1,350.01	66.2%	
01451002 40240 GenGovMat	3,500	3,500	1,028.55	609.97	.00	2,471.45	29.4%	
01451002 40247 CultRecSup	11,500	11,500	2,888.12	.00	.00	8,611.88	25.1%	
01451002 40260 SmToMiPurc	2,500	2,500	329.43	.00	.00	2,170.57	13.2%	
01451002 40321 TeleChrg	2,500	2,500	724.67	121.78	112.46	1,662.87	33.5%	
01451002 40384 VMEqRent	5,000	5,000	2,515.00	480.00	.00	2,485.00	50.3%	
01451002 40450 ContrSrv	51,100	51,350	49,447.66	1,280.58	.00	1,902.34	96.3%	
01451002 40460 ContEduc	2,000	2,000	1,227.31	80.00	.00	772.69	61.4%	
01451002 40570 CommEvent	31,750	31,750	16,957.11	266.02	.00	14,792.89	53.4%	
01451002 40795 FacUseFee	5,000	5,000	1,600.00	.00	.00	3,400.00	32.0%	
01451002 40796 RecruitExp	750	750	636.25	.00	.00	113.75	84.8%	
TOTAL Recreation Administration	316,278	316,528	235,779.84	14,938.02	112.46	80,635.53	74.5%	

YTD BUDGET EXPENSES
DECEMBER 2023

FOR 2023 12

ACCOUNTS FOR:	ORIGINAL APPROP	REVISED BUDGET	YTD EXPENDED	MTD EXPENDED	ENC/REQ	AVAILABLE BUDGET	PCT USED
01 General Fund							
460 Community Development							
01414001 40110 SalWagApp	4,000	4,000	4,000.00	1,000.00	.00	.00	100.0%
01460001 40112 Wages	636,658	636,658	520,458.33	50,290.44	.00	116,200.04	81.7%
01460001 40115 SalWagPT	0	0	5,745.00	2,985.00	.00	-5,745.00	100.0%
01460001 40172 HolidayPay	0	0	22,679.21	9,418.10	.00	-22,679.21	100.0%
01460001 40177 Sick Pay	0	0	11,950.94	14.64	.00	-11,950.94	100.0%
01460001 40180 OT Pay	14,500	14,500	7,311.86	1,164.47	.00	7,188.14	50.4%
01460001 40184 AttendInc	10,150	10,150	5,298.76	.00	.00	4,851.24	52.2%
01460001 40188 PTO	0	0	41,144.76	7,630.24	.00	-41,144.76	100.0%
01460001 40221 BEREAV	0	0	332.75	332.75	.00	-332.75	100.0%
01460002 40239 SafetySup	200	200	.00	.00	.00	200.00	.0%
01460002 40312 ConsultSrv	150,000	150,000	11,590.00	.00	137,759.63	650.37	99.6%
01460002 40321 TeleChrg	2,700	2,700	1,400.69	159.52	378.08	921.23	65.9%
01460002 40331 Travel	1,500	1,500	423.13	.00	.00	1,076.87	28.2%
01460002 40400 CourtCosts	1,200	1,200	-119.75	.00	.00	1,319.75	-10.0%
01460002 40420 DueSubMem	2,000	2,000	853.07	131.12	.00	1,146.93	42.7%
01460002 40450 ContrSrv	10,000	10,000	7,364.30	.00	.00	2,635.70	73.6%
01460002 40454 StenoReim	0	0	-4,010.64	.00	.00	4,010.64	100.0%
01460002 40460 ContEduc	2,000	2,000	1,544.00	299.00	.00	456.00	77.2%
01460002 40573 GenGovtExp	200	200	184.25	184.25	.00	15.75	92.1%
01460002 40952 Codificat	20,000	20,000	.00	.00	.00	20,000.00	.0%
01460002 40968 InspPresid	5,000	5,000	1,002.50	.00	.00	3,997.50	20.1%
TOTAL Community Development	860,108	860,108	639,153.16	73,609.53	138,137.71	82,817.50	90.4%
TOTAL General Fund	19,712,373	19,870,106	17,617,710.90	1,346,412.97	417,996.02	1,834,398.99	90.8%
TOTAL EXPENSES	19,712,373	19,870,106	17,617,710.90	1,346,412.97	417,996.02	1,834,398.99	

Fire Fund

SOUTH WHITEHALL TOWNSHIP, PA



BALANCE SHEET FOR 2023 12

FUND: 03 Fire Fund			NET CHANGE FOR PERIOD	ACCOUNT BALANCE
ASSETS				
03	10000	Checking	-39,517.07	632,631.74
03	10120	Money Market (Neffs)	11.52	37,557.26
03	10700	Fire Apparatus Fund 7859	.00	1,054,818.06
03	12450	Revenue Accrual	24,856.59	29,755.22
03	14201	Delinquent Taxes Receivable	.00	23,154.58
03	14530	Accounts Receivable - Other	48.89	4,066.30
03	15500	Prepaid	-7,328.29	9,304.68
TOTAL ASSETS			-21,928.36	1,791,287.84
LIABILITIES				
03	20025	Accounts Payable Accrual	-13,696.80	-66,126.93
03	28000	Def Inflow - Unavail Tax Rev	.00	-22,334.54
03	29000	Interfund Transfer	-813.42	-3,907.73
03	29800	Deferred Rev.	100.00	-1,000.00
TOTAL LIABILITIES			-14,410.22	-93,369.20
FUND BALANCE				
03	18300	Estimated Revenue Control	.00	1,334,500.00
03	18500	Revenue Control	-29,535.44	-1,381,446.61
03	27999	Fund Balance	.00	-1,035,345.37
03	29100	Encumbrance Control	.00	1,985,000.00
03	29200	Appropriation Control	.00	-904,497.75
03	29400	Expenditure Control	65,874.02	718,873.34
03	29600	Budgetary Fund Balance Control	.00	-430,002.25
03	29700	Fund Bal Res for Encumbrance	.00	-1,985,000.00
TOTAL FUND BALANCE			36,338.58	-1,697,918.64
TOTAL LIABILITIES + FUND BALANCE			21,928.36	-1,791,287.84

YTD BUDGET REVENUES
DECEMBER 2023

FOR 2023 12

ACCOUNTS FOR:	ORIGINAL ESTIM REV	REVISED EST REV	ACTUAL YTD REVENUE	ACTUAL MTD REVENUE	REMAINING REVENUE	PCT COLL
03 Fire Fund						
411 Fire						
03000009 30161 Fr Tx Ex	-6,000	-6,000	-6,652.94	-1,126.00	652.94	110.9%
03000009 31221 PenFireTxR	-3,000	-3,000	-3,864.15	-2,620.70	864.15	128.8%
03000009 34101 IntErnd	0	0	-150.73	-11.52	150.73	100.0%
03000009 36212 FaAlArRev	-1,500	-1,500	-12,400.00	-100.00	10,900.00	826.7%
03000009 36221 FirTaxRev	-1,130,000	-1,130,000	-1,158,099.38	-25,079.90	28,099.38	102.5%
03000009 36222 DELFIRETAX	-15,000	-15,000	-21,470.60	-597.32	6,470.60	143.1%
03000009 37221 DisFireTxO	21,000	21,000	21,191.19	.00	-191.19	100.9%
03000009 39000 IntFundTra	-200,000	-200,000	-200,000.00	.00	.00	100.0%
TOTAL Fire	-1,334,500	-1,334,500	-1,381,446.61	-29,535.44	46,946.61	103.5%
TOTAL Fire Fund	-1,334,500	-1,334,500	-1,381,446.61	-29,535.44	46,946.61	103.5%
TOTAL REVENUES	-1,334,500	-1,334,500	-1,381,446.61	-29,535.44	46,946.61	

SOUTH WHITEHALL TOWNSHIP, PA



YTD BUDGET EXPENSES DECEMBER 2023

FOR 2023 12

ACCOUNTS	FOR:		ORIGINAL	REVISED	YTD EXPENDED	MTD EXPENDED	ENC/REQ	AVAILABLE	PCT
03	Fire Fund		APPROP	BUDGET				BUDGET	USED
411 Fire									
03411001	40195	WorkComIns	77,000	77,000	76,731.00	6,394.25	.00	269.00	99.7%
03411002	40230	Fuels	70,000	70,000	40,316.70	3,907.69	.00	29,683.30	57.6%
03411002	40238	UnifCloth	750	750	594.70	.00	.00	155.30	79.3%
03411002	40241	GenGovSup	3,000	3,000	1,675.54	120.95	.00	1,324.46	55.9%
03411002	40242	PubSafSup	0	0	-7,606.81	-1,012.65	.00	7,606.81	100.0%
03411002	40321	TeleChrg	28,000	28,000	17,461.40	1,518.69	.00	10,538.60	62.4%
03411002	40326	EquVehLea	4,000	4,000	3,250.00	.00	.00	750.00	81.3%
03411002	40372	InsRepairs	0	0	2,194.62	.00	.00	-2,194.62	100.0%
03411002	40373	InsReimbur	0	0	-21,152.93	-13,104.84	.00	21,152.93	100.0%
03411002	40378	INSOPEX	25,000	25,000	11,538.06	804.83	.00	13,461.94	46.2%
03411002	40420	DueSubMem	500	500	505.00	.00	.00	-5.00	101.0%
03411002	40460	ContEduc	5,000	5,000	100.00	.00	.00	4,900.00	2.0%
03411002	40792	Contrib	22,000	22,000	25,000.00	.00	.00	-3,000.00	113.6%
03411002	40799	FC Ret PRG	3,000	3,000	4,588.50	1,361.00	.00	-1,588.50	153.0%
03411002	40800	Contingenc	25,000	25,000	150.00	.00	.00	24,850.00	.6%
03411003	40290	FireAppCap	0	0	.00	.00	1,985,000.00	-1,985,000.00	100.0%
03411003	40800	Contingenc	0	34,498	34,497.75	.00	.00	.00	100.0%
03411102	40238	UnifCloth	6,000	6,000	4,153.32	48.00	.00	1,846.68	69.2%
03411102	40240	GenGovMat	1,000	1,000	1,000.00	.00	.00	.00	100.0%
03411102	40241	GenGovSup	3,000	3,000	2,740.49	902.17	.00	259.51	91.3%
03411102	40245	VEHMaint	50,000	50,000	67,875.74	.00	.00	-17,875.74	135.8%
03411102	40260	SmToMiPurc	500	500	168.98	.00	.00	331.02	33.8%
03411102	40311	AccAudSrv	5,600	5,600	5,311.47	376.25	.00	288.53	94.8%
03411102	40316	TestFees	5,000	5,000	4,501.72	.00	.00	498.28	90.0%
03411102	40334	FrExpChg	500	500	240.23	22.55	.00	259.77	48.0%
03411102	40361	Electric	7,000	7,000	5,595.15	457.69	.00	1,404.85	79.9%
03411102	40370	MainSerRep	5,000	5,000	2,115.80	4.40	.00	2,884.20	42.3%
03411102	40401	Gas	4,000	4,000	5,605.22	.00	.00	-1,605.22	140.1%
03411102	40420	DueSubMem	6,500	6,500	1,513.82	94.56	.00	4,986.18	23.3%
03411102	40450	ContrSrv	20,000	20,000	12,355.99	5,136.94	.00	7,644.01	61.8%
03411102	40452	ContITNeSr	5,000	5,000	4,838.23	61.14	.00	161.77	96.8%
03411102	40460	ContEduc	11,500	11,500	1,398.22	.00	.00	10,101.78	12.2%
03411102	40799	FC Ret PRG	35,000	35,000	19,723.00	4,589.00	.00	15,277.00	56.4%
03411103	40800	Contingenc	10,357	10,357	3,565.00	.00	.00	6,792.00	34.4%
03411202	40238	UnifCloth	6,000	6,000	1,844.68	.00	.00	4,155.32	30.7%
03411202	40240	GenGovMat	1,000	1,000	264.32	.00	.00	735.68	26.4%
03411202	40241	GenGovSup	9,000	9,000	7,154.81	337.60	.00	1,845.19	79.5%
03411202	40245	VEHMaint	60,000	60,000	32,115.57	4,337.83	.00	27,884.43	53.5%
03411202	40260	SmToMiPurc	2,000	2,000	1,114.84	.00	.00	885.16	55.7%
03411202	40311	AccAudSrv	7,500	7,500	5,130.50	317.50	.00	2,369.50	68.4%

YTD BUDGET EXPENSES
DECEMBER 2023

FOR 2023 12

ACCOUNTS	FOR:		ORIGINAL	REVISED	YTD EXPENDED	MTD EXPENDED	ENC/REQ	AVAILABLE	PCT
03	Fire Fund		APPROP	BUDGET				BUDGET	USED
03411202	40316	TestFees	5,000	5,000	5,283.79	.00	.00	-283.79	105.7%
03411202	40334	FrExpChg	500	500	211.93	.00	.00	288.07	42.4%
03411202	40361	Electric	8,000	8,000	4,671.09	312.16	.00	3,328.91	58.4%
03411202	40370	MainSerRep	2,500	2,500	2,526.37	.00	.00	-26.37	101.1%
03411202	40402	oil	8,000	8,000	5,665.56	331.92	.00	2,334.44	70.8%
03411202	40420	DueSubMem	1,000	1,000	697.50	128.07	.00	302.50	69.8%
03411202	40450	ContrSrv	18,000	18,000	21,748.36	.00	.00	-3,748.36	120.8%
03411202	40452	ContITNeSr	2,930	2,930	1,377.22	408.08	.00	1,552.78	47.0%
03411202	40460	ContEduc	10,000	10,000	8,807.26	.00	.00	1,192.74	88.1%
03411202	40785	FirePolice	1,000	1,000	351.80	263.98	.00	648.20	35.2%
03411202	40791	FirePreExp	1,000	1,000	512.00	-30.72	.00	488.00	51.2%
03411202	40799	FC Ret PRG	75,000	75,000	80,862.75	17,758.25	.00	-5,862.75	107.8%
03411302	40238	UnifCloth	5,000	5,000	2,401.23	.00	.00	2,598.77	48.0%
03411302	40240	GenGovMat	3,500	3,500	2,914.48	.00	.00	585.52	83.3%
03411302	40241	GenGovSup	2,500	2,500	1,520.07	.00	.00	979.93	60.8%
03411302	40245	VEHMaint	40,000	37,500	38,889.20	3,638.86	.00	-1,389.20	103.7%
03411302	40260	SmToMiPurc	400	400	273.05	42.39	.00	126.95	68.3%
03411302	40311	AccAudSrv	5,000	5,000	5,683.50	411.50	.00	-683.50	113.7%
03411302	40316	TestFees	4,500	4,500	4,514.90	308.00	.00	-14.90	100.3%
03411302	40334	FrExpChg	1,500	1,500	100.62	37.06	.00	1,399.38	6.7%
03411302	40361	Electric	6,600	6,600	5,424.28	519.10	.00	1,175.72	82.2%
03411302	40370	MainSerRep	2,000	2,000	1,495.97	.00	.00	504.03	74.8%
03411302	40384	VMEqRent	600	600	.00	.00	.00	600.00	.0%
03411302	40402	oil	5,000	5,000	892.42	.00	.00	4,107.58	17.8%
03411302	40420	DueSubMem	1,500	1,500	1,127.00	43.07	.00	373.00	75.1%
03411302	40450	ContrSrv	10,000	10,000	8,595.94	120.00	.00	1,404.06	86.0%
03411302	40452	ContITNeSr	10,000	10,000	11,005.49	85.25	.00	-1,005.49	110.1%
03411302	40460	ContEduc	3,263	3,263	1,797.69	.00	.00	1,465.31	55.1%
03411302	40785	FirePolice	5,000	5,000	2,705.20	.00	.00	2,294.80	54.1%
03411302	40791	FirePreExp	3,000	5,500	5,312.19	1,830.00	.00	187.81	96.6%
03411302	40799	FC Ret PRG	100,000	100,000	110,850.00	22,991.50	.00	-10,850.00	110.9%
03411302	40915	MedPhysica	3,000	3,000	483.85	.00	.00	2,516.15	16.1%
TOTAL Fire			870,000	904,498	718,873.34	65,874.02	1,985,000.00	-1,799,375.59	298.9%
TOTAL Fire Fund			870,000	904,498	718,873.34	65,874.02	1,985,000.00	-1,799,375.59	298.9%
TOTAL EXPENSES			870,000	904,498	718,873.34	65,874.02	1,985,000.00	-1,799,375.59	

Open Space Fund

BALANCE SHEET FOR 2023 12

FUND: 04 Open Space			NET CHANGE FOR PERIOD	ACCOUNT BALANCE
ASSETS				
04	10000	Open Space Checking	21,944.12	.00
04	10123	E/W Open Space Checking	.00	64,160.53
04	10124	East Open Space Checking	.00	43,855.07
04	10125	West Open Space Checking	-22,903.62	270,388.27
TOTAL ASSETS			-959.50	378,403.87
FUND BALANCE				
04	18300	Estimated Revenue Control	.00	144,614.00
04	18500	Revenue Control	.00	-40,478.13
04	27999	Fund Balance	.00	-414,068.36
04	29100	Encumbrance Control	-384.25	39,847.42
04	29200	Appropriation Control	.00	-181,239.00
04	29400	Expenditure Control	959.50	76,142.62
04	29600	Budgetary Fund Balance Control	.00	36,625.00
04	29700	Fund Bal Res for Encumbrance	384.25	-39,847.42
TOTAL FUND BALANCE			959.50	-378,403.87
TOTAL LIABILITIES + FUND BALANCE			959.50	-378,403.87

YTD BUDGET REVENUES
DECEMBER 2023

FOR 2023 12

ACCOUNTS FOR:	ORIGINAL ESTIM REV	REVISED EST REV	ACTUAL YTD REVENUE	ACTUAL MTD REVENUE	REMAINING REVENUE	PCT COLL
04 Open Space						
000 Undefined						
04000009 37871 E/w Rev	-84,070	-84,070	-8,883.63	.00	-75,185.87	10.6%
04000109 37871 East Rev	-9,979	-9,979	-10,000.00	.00	20.75	100.2%
04000209 37871 West Rev	-50,565	-50,565	-21,594.50	.00	-28,970.75	42.7%
TOTAL Undefined	-144,614	-144,614	-40,478.13	.00	-104,135.87	28.0%
TOTAL Open Space	-144,614	-144,614	-40,478.13	.00	-104,135.87	28.0%
TOTAL REVENUES	-144,614	-144,614	-40,478.13	.00	-104,135.87	

YTD BUDGET EXPENSES
DECEMBER 2023

FOR 2023 12

ACCOUNTS FOR:	ORIGINAL APPROP	REVISED BUDGET	YTD EXPENDED	MTD EXPENDED	ENC/REQ	AVAILABLE BUDGET	PCT USED
04 Open Space							
451 Recreation Administration							
04451003 40981 CBPlay	13,000	13,000	.00	.00	13,000.00	.00	100.0%
04451003 40982 Chase Park	0	53,239	53,239.00	.00	.00	.00	100.0%
04451003 40984 VISTASPARK	115,000	115,000	22,903.62	959.50	26,847.42	65,248.96	43.3%
TOTAL Recreation Administration	128,000	181,239	76,142.62	959.50	39,847.42	65,248.96	64.0%
TOTAL Open Space	128,000	181,239	76,142.62	959.50	39,847.42	65,248.96	64.0%
TOTAL EXPENSES	128,000	181,239	76,142.62	959.50	39,847.42	65,248.96	

American Rescue Plan Act Fund

BALANCE SHEET FOR 2023 12

FUND: 05 American Rescue Plan Act			NET CHANGE FOR PERIOD	ACCOUNT BALANCE
ASSETS				
05	10000	ARPA Checking	.00	1,673,606.27
	TOTAL ASSETS		.00	1,673,606.27
LIABILITIES				
05	29000	Interfund Transfer	.00	-300,000.00
05	29800	Deferred Rev.	.00	-1,669,997.96
	TOTAL LIABILITIES		.00	-1,969,997.96
FUND BALANCE				
05	27999	Fund Balance	.00	-3,608.31
05	29200	Appropriation Control	.00	-147,403.59
05	29400	Expenditure Control	.00	300,000.00
05	29600	Budgetary Fund Balance Control	.00	147,403.59
	TOTAL FUND BALANCE		.00	296,391.69
TOTAL LIABILITIES + FUND BALANCE			.00	-1,673,606.27

YTD BUDGET EXPENSES
DECEMBER 2023

FOR 2023 12

ACCOUNTS FOR:	ORIGINAL APPROP	REVISED BUDGET	YTD EXPENDED	MTD EXPENDED	ENC/REQ	AVAILABLE BUDGET	PCT USED
05 American Rescue Plan Act							
431 Public Works - Authority							
05431003 40740 SystemImp	0	147,404	300,000.00	.00	.00	-152,596.41	203.5%
TOTAL Public Works - Authority	0	147,404	300,000.00	.00	.00	-152,596.41	203.5%
TOTAL American Rescue Plan Act	0	147,404	300,000.00	.00	.00	-152,596.41	203.5%
TOTAL EXPENSES	0	147,404	300,000.00	.00	.00	-152,596.41	

Water Fund

SOUTH WHITEHALL TOWNSHIP, PA



BALANCE SHEET FOR 2023 12

FUND: 06 Water			NET CHANGE FOR PERIOD	ACCOUNT BALANCE
ASSETS				
06	10000	Water Fund Checking	-1,290,310.30	2,490,901.25
06	10130	MONEY MARKET (UNIVEST)	1,519,162.79	4,702,107.14
06	12450	Revenue Accrual	2,298.96	2,298.96
06	14530	Accounts Receivable	9,821.14	88,309.46
06	14533	Allowance for Bad Debts	10,703.00	-272,035.58
06	14541	Usage Fees - Metered	82,848.98	727,067.50
06	14542	Penalties - Usage Fees	.00	2,151.21
06	15500	Prepaid	-4,645.87	.00
06	16100	Land -Fixed Asset	.00	278,587.93
06	16200	Buildings - Fixed Asset	.00	760,377.36
06	16250	Accumulated Depreciation Build	.00	-307,105.61
06	16400	Machinery and Equipment - FA	.00	1,245,767.48
06	16450	Accumulated Depreciation Machi	.00	-569,537.65
06	16600	Infrastructure -FA	.00	19,623,431.59
06	16650	Accumulated Depreciation Infra	.00	-12,476,100.23
06	16700	CIP	.00	329,134.84
06	19001	Due From Primary Government	.00	328,444.00
TOTAL ASSETS			329,878.70	16,953,799.65
LIABILITIES				
06	20025	Accounts Payable Accrual	-128,924.06	-913,375.83
06	24100	Notes Payable	.00	61,544.20
06	24600	Accrued Compensation Payable	-9,523.51	-9,523.51
06	27976	Fund Balance Adjustment	.00	135,569.17
06	27977	Prior Period Adjustment	.00	-80,600.44
06	28000	UB Clearing	.00	-.50
06	29001	Due to Township	.00	-434,783.64
TOTAL LIABILITIES			-138,447.57	-1,241,170.55
FUND BALANCE				
06	18300	Estimated Revenue Control	.00	4,831,250.00
06	18500	Revenue Control	-506,471.04	-5,378,579.20
06	27300	Fund Balance - Res 4 Enc	.00	713.00
06	27998	Fund Balance Adjustment	.00	-2,085,665.52
06	27999	Fund Balance	.00	-6,793,435.79
06	28100	Contributed Capital	.00	-6,304,839.88
06	28101	Accumulated Amortization	.00	962,686.00
06	29100	Encumbrance Control	-18,320.47	1,113,446.80
06	29200	Appropriation Control	.00	-5,180,995.02
06	29400	Expenditure Control	315,039.91	3,886,492.29
06	29600	Budgetary Fund Balance Control	.00	349,745.02
06	29700	Fund Bal Reser for Encumbrance	18,320.47	-1,113,446.80
TOTAL FUND BALANCE			-191,431.13	-15,712,629.10
TOTAL LIABILITIES + FUND BALANCE			-329,878.70	-16,953,799.65

YTD BUDGET REVENUES
DECEMBER 2023

FOR 2023 12

ACCOUNTS FOR:	ORIGINAL ESTIM REV	REVISED EST REV	ACTUAL YTD REVENUE	ACTUAL MTD REVENUE	REMAINING REVENUE	PCT COLL
06 Water						
000 Undefined						
06000009 34101 IntChecRev	-750	-750	-144,064.76	-19,162.79	143,314.76*****%	
06000009 35000 IntGovtRev	-89,000	-89,000	-90,224.88	-21,048.96	1,224.88	101.4%
06000009 36252 wonPrev	-2,000	-2,000	-1,150.00	-125.00	-850.00	57.5%
06000009 36255 MiscellRev	-4,000	-4,000	-2,300.00	.00	-1,700.00	57.5%
06000009 36258 CertFee	-7,000	-7,000	-5,340.00	-540.00	-1,660.00	76.3%
06000009 36411 ConnTapRev	-175,000	-175,000	-59,095.28	.00	-115,904.72	33.8%
06000009 36412 UseCharRev	-3,000	-3,000	-1,700.00	-100.00	-1,300.00	56.7%
06000009 36413 PALFees	-4,500	-4,500	-6,216.52	-596.30	1,716.52	138.1%
06000009 36414 GrantAlloc	-10,000	-10,000	-313,610.87	.00	303,610.87	3136.1%
06000009 37390 PortFeeofR	0	0	-917.92	-2.72	917.92	100.0%
06000009 37811 Metsalrev	-4,536,000	-4,536,000	-4,753,958.97	-464,895.27	217,958.97	104.8%
TOTAL Undefined	-4,831,250	-4,831,250	-5,378,579.20	-506,471.04	547,329.20	111.3%
TOTAL Water	-4,831,250	-4,831,250	-5,378,579.20	-506,471.04	547,329.20	111.3%
TOTAL REVENUES	-4,831,250	-4,831,250	-5,378,579.20	-506,471.04	547,329.20	

SOUTH WHITEHALL TOWNSHIP, PA



YTD BUDGET EXPENSES DECEMBER 2023

FOR 2023 12

ACCOUNTS	FOR:	ORIGINAL	REVISED	YTD EXPENDED	MTD EXPENDED	ENC/REQ	AVAILABLE	PCT	
06	Water	APPROP	BUDGET				BUDGET	USED	
431 Public Works - Authority									
06431001	40112	Wages	464,762	464,762	395,598.02	38,143.60	.00	69,163.76	85.1%
06431001	40172	HolidayPay	0	0	16,614.23	7,411.56	.00	-16,614.23	100.0%
06431001	40173	StandBy	7,000	7,000	4,651.50	465.50	.00	2,348.50	66.5%
06431001	40177	Sick Pay	0	0	11,738.60	594.42	.00	-11,738.60	100.0%
06431001	40180	OT Pay	30,000	30,000	16,115.71	2,043.26	.00	13,884.29	53.7%
06431001	40184	AttendInc	8,775	8,775	5,592.64	.00	.00	3,182.36	63.7%
06431001	40188	PTO	0	0	38,846.47	8,384.20	.00	-38,846.47	100.0%
06431001	40192	FICAEmploy	38,385	38,385	39,086.12	3,872.80	.00	-701.35	101.8%
06431001	40195	WorkComIns	15,750	15,750	14,437.50	1,312.50	.00	1,312.50	91.7%
06431001	40196	HealthIns	143,945	143,945	137,032.04	11,826.51	.00	6,913.14	95.2%
06431001	40197	Pension	142,718	142,718	142,718.00	.00	.00	.00	100.0%
06431001	40198	Dental	4,518	4,518	4,249.80	348.89	.00	268.59	94.1%
06431001	40199	Life Ins	2,971	2,971	2,512.48	225.70	.00	458.82	84.6%
06431001	40221	BEREAV	0	0	410.10	120.71	.00	-410.10	100.0%
06431001	40901	Thrift Sav	13,600	13,600	10,000.73	298.84	.00	3,599.27	73.5%
06431002	40195	WorkComIns	0	0	1,312.50	.00	.00	-1,312.50	100.0%
06431002	40215	Postage	18,500	18,500	17,512.92	1,702.26	.00	987.08	94.7%
06431002	40232	ValBoxLid	7,500	7,500	6,153.81	1,974.00	.00	1,346.19	82.1%
06431002	40238	UnifCloth	2,000	2,000	1,318.63	306.00	.00	681.37	65.9%
06431002	40240	GenGovMat	75,000	89,480	65,466.06	6,374.84	5,218.04	18,795.73	79.0%
06431002	40260	SmToMiPurc	5,000	5,000	4,066.35	.00	.00	933.65	81.3%
06431002	40311	AccAudSrv	9,000	9,000	7,325.00	.00	1,675.00	.00	100.0%
06431002	40313	EngSrv	250,000	250,000	182,675.22	13,335.71	40,000.00	27,324.78	89.1%
06431002	40314	LglServ	15,000	15,000	.00	.00	.00	15,000.00	.0%
06431002	40316	TestFees	60,000	61,464	53,995.84	2,202.00	7,468.00	.00	100.0%
06431002	40321	TeleChrg	25,000	25,885	23,222.00	2,436.26	844.00	1,818.64	93.0%
06431002	40323	DEP Fees	32,000	32,000	22,950.46	.00	.00	9,049.54	71.7%
06431002	40325	InternFees	900	947	839.40	.00	70.55	36.68	96.1%
06431002	40329	PaOneCall	4,000	4,000	.00	.00	.00	4,000.00	.0%
06431002	40334	FrExpChg	300	300	77.83	.00	.00	222.17	25.9%
06431002	40341	Advertise	2,000	2,000	101.89	.00	1,898.11	.00	100.0%
06431002	40342	Printing	8,500	8,500	7,599.06	275.66	737.99	162.95	98.1%
06431002	40361	Utilities	120,000	129,667	110,664.80	6,658.21	13,906.24	5,095.48	96.1%
06431002	40366	WaterPurch	1,646,108	2,355,880	1,362,789.64	127,727.08	1,008,060.98	-14,970.61	100.6%
06431002	40370	MainSerRep	50,000	70,118	47,433.48	.00	.00	22,684.52	67.6%
06431002	40378	INSOPEX	40,000	40,000	40,000.00	-116.63	.00	.00	100.0%
06431002	40384	VMEqRent	2,000	2,000	695.00	695.00	.00	1,305.00	34.8%
06431002	40420	DueSubMem	1,800	1,800	1,527.00	.00	.00	273.00	84.8%
06431002	40440	LaunUnc1Sr	3,800	3,952	2,077.81	141.21	609.03	1,265.18	68.0%
06431002	40450	ContrSrv	157,695	159,095	139,058.66	61,599.43	10,787.86	9,248.58	94.2%

YTD BUDGET EXPENSES
DECEMBER 2023

FOR 2023 12

ACCOUNTS FOR:	ORIGINAL	REVISED	YTD EXPENDED	MTD EXPENDED	ENC/REQ	AVAILABLE	PCT
06 Water	APPROP	BUDGET				BUDGET	USED
06431002 40460 ContEduc	6,000	6,000	3,866.98	112.00	.00	2,133.02	64.4%
06431002 40573 GenGovtExp	45,000	51,653	11,606.32	29.40	13,459.00	26,587.18	48.5%
06431002 40710 NoteIntExp	41,143	41,143	32,814.00	.00	.00	8,328.54	79.8%
06431002 40760 MajMachEqu	4,000	4,000	.00	.00	.00	4,000.00	.0%
06431002 40914 LicenReim	500	500	84.00	84.00	.00	416.00	16.8%
06431002 40965 OpeEXReimb	57,363	57,363	57,362.52	14,340.63	.00	.00	100.0%
06431002 45533 BadDebExp	25,000	25,000	.00	.00	.00	25,000.00	.0%
06431003 40313 EngSrv	0	0	-3,753.79	.00	.00	3,753.79	100.0%
06431003 40730 Buildings	35,000	39,875	88,692.67	.00	4,875.00	-53,692.67	234.7%
06431003 40740 SystemImp	387,590	666,289	647,390.61	.00	5,000.00	13,898.84	97.9%
06431003 40745 WS Maint	65,300	65,300	52,662.18	114.36	.00	12,637.82	80.6%
06431003 40760 MajMachEqu	10,000	57,362	57,299.50	.00	.00	62.50	99.9%
TOTAL Public works - Authority	4,085,422	5,180,995	3,886,492.29	315,039.91	1,114,609.80	179,892.93	96.5%
TOTAL Water	4,085,422	5,180,995	3,886,492.29	315,039.91	1,114,609.80	179,892.93	96.5%
TOTAL EXPENSES	4,085,422	5,180,995	3,886,492.29	315,039.91	1,114,609.80	179,892.93	

Sewer Fund

SOUTH WHITEHALL TOWNSHIP, PA



BALANCE SHEET FOR 2023 12

FUND: 08 Sewer			NET CHANGE FOR PERIOD	ACCOUNT BALANCE
ASSETS				
08	10000	Sewer Fund Checking	453,872.64	2,467,675.34
08	10130	MONEY MARKET (UNIVEST)	14,647.84	3,150,403.14
08	12450	Revenue Accrual	5,715.52	2,012.65
08	13500	Due from Other Governments	.00	3,940.87
08	14530	Accounts Receivable	-334,437.53	170,286.74
08	14533	Allowance for Bad Debts	27,637.17	-324,946.37
08	14540	Usage Fees - Flat	-6,249.64	23,027.67
08	14541	Usage Fees - Metered	37,471.84	485,890.51
08	14542	Penalties - Usage Fees	.00	4,174.70
08	15500	Prepaid	-2,033.37	.00
08	16100	Land -Fixed Asset	.00	126,443.65
08	16250	Accumulated Depreciation Build	.00	-1,057.93
08	16400	Machinery and Equipment - FA	.00	1,129,353.37
08	16450	Accumulated Depreciation Machi	.00	-314,566.96
08	16500	Construction in Progress-FA	.00	1,923.50
08	16600	Infrastructure -FA	.00	18,695,342.68
08	16650	Accumulated Depreciation Infra	.00	-11,712,533.26
08	16700	CIP	.00	6,506.50
08	19001	Due From Township	.00	10,000.00
TOTAL ASSETS			196,624.47	13,923,876.80
LIABILITIES				
08	20025	Accounts Payable Accrual	-372,500.00	-877,977.52
08	24600	Accrued Compensation Payable	-12,439.40	-12,439.52
08	27976	Fund Balance Adjustment	.00	1,461.65
08	27977	Prior Period Adjustment	.00	58,991.55
08	29001	Due to Township	.00	-33,787.21
TOTAL LIABILITIES			-384,939.40	-863,751.05
FUND BALANCE				
08	18300	Estimated Revenue Control	.00	3,915,858.00
08	18500	Revenue Control	-326,010.35	-4,350,609.70
08	27998	Fund Balance Adjustment	.00	262,986.68
08	27999	Fund Balance	.00	-6,915,469.14
08	28100	Contributed Capital	.00	-7,852,909.10
08	28101	Accumulated Amortization	.00	1,622,510.00
08	29100	Encumbrance Control	-13,655.24	380,016.00
08	29200	Appropriation Control	.00	-4,427,084.39
08	29400	Expenditure Control	514,325.28	4,173,365.51
08	29600	Budgetary Fund Balance Control	.00	511,226.39
08	29700	Fund Bal Reser for Encumbrance	13,655.24	-380,016.00
TOTAL FUND BALANCE			188,314.93	-13,060,125.75
TOTAL LIABILITIES + FUND BALANCE			-196,624.47	-13,923,876.80

YTD BUDGET REVENUES
DECEMBER 2023

FOR 2023 12

ACCOUNTS FOR:	ORIGINAL ESTIM REV	REVISED EST REV	ACTUAL YTD REVENUE	ACTUAL MTD REVENUE	REMAINING REVENUE	PCT COLL
08 Sewer						
000 Undefined						
08000009 32821 FlatResRev	-333,858	-333,858	-333,823.00	.00	-35.00	100.0%
08000009 34101 IntChecRev	0	0	-141,164.70	-14,647.84	141,164.70	100.0%
08000009 35000 IntGovtRev	-74,000	-74,000	-58,299.70	-9,688.84	-15,700.30	78.8%
08000009 35831 PATrnpkCS	0	0	-311,118.61	.00	311,118.61	100.0%
08000009 36257 InWaDiPe	-500	-500	-600.00	-200.00	100.00	120.0%
08000009 36258 CertFee	-5,000	-5,000	-7,460.00	-840.00	2,460.00	149.2%
08000009 36411 ConnTapRev	-200,000	-200,000	-117,226.48	.00	-82,773.52	58.6%
08000009 36413 PALFees	-4,000	-4,000	-5,985.64	-562.43	1,985.64	149.6%
08000009 36414 GrantAlloc	-7,500	-7,500	-415,625.12	.00	408,125.12	5541.7%
08000009 37390 PortFeeOfR	0	0	-1,209.53	-182.00	1,209.53	100.0%
08000009 37812 MetRev	-3,291,000	-3,291,000	-2,958,096.92	-299,889.24	-332,903.08	89.9%
TOTAL Undefined	-3,915,858	-3,915,858	-4,350,609.70	-326,010.35	434,751.70	111.1%
TOTAL Sewer	-3,915,858	-3,915,858	-4,350,609.70	-326,010.35	434,751.70	111.1%
TOTAL REVENUES	-3,915,858	-3,915,858	-4,350,609.70	-326,010.35	434,751.70	

SOUTH WHITEHALL TOWNSHIP, PA



YTD BUDGET EXPENSES DECEMBER 2023

FOR 2023 12

ACCOUNTS	FOR:	ORIGINAL	REVISED	YTD EXPENDED	MTD EXPENDED	ENC/REQ	AVAILABLE	PCT	
08	Sewer	APPROP	BUDGET				BUDGET	USED	
431 Public Works - Authority									
08431001	40112	Wages	590,305	590,305	529,422.42	52,360.37	.00	60,883.06	89.7%
08431001	40172	HolidayPay	0	0	21,853.06	9,744.32	.00	-21,853.06	100.0%
08431001	40173	StandBy	9,000	9,000	7,591.50	955.50	.00	1,408.50	84.4%
08431001	40177	Sick Pay	0	0	13,306.27	694.74	.00	-13,306.27	100.0%
08431001	40180	OT Pay	40,000	40,000	25,274.73	3,073.23	.00	14,725.27	63.2%
08431001	40184	AttendInc	11,275	11,275	7,992.64	.00	.00	3,282.36	70.9%
08431001	40188	PTO	0	0	49,999.56	9,229.33	.00	-49,999.56	100.0%
08431001	40192	FICAEmploy	48,907	48,907	52,030.47	5,152.30	.00	-3,123.61	106.4%
08431001	40195	workComIns	22,500	22,500	22,500.00	1,875.00	.00	.00	100.0%
08431001	40196	HealthIns	186,125	186,125	186,716.61	16,078.98	.00	-591.43	100.3%
08431001	40197	Pension	142,718	142,718	142,718.00	.00	.00	.00	100.0%
08431001	40198	Dental	6,554	6,554	6,216.65	511.70	.00	337.18	94.9%
08431001	40199	Life Ins	3,785	3,785	3,351.59	297.53	.00	433.80	88.5%
08431001	40221	BEREAV	0	0	1,134.40	120.72	.00	-1,134.40	100.0%
08431001	40901	Thrift Sav	17,600	17,600	11,991.07	418.84	.00	5,608.93	68.1%
08431002	40215	Postage	18,500	18,500	15,669.19	1,500.66	.00	2,830.81	84.7%
08431002	40233	ManRis	7,500	10,992	7,399.80	.00	.00	3,592.20	67.3%
08431002	40238	UnifCloth	1,300	1,300	616.62	306.00	.00	683.38	47.4%
08431002	40240	GenGovMat	10,000	10,000	5,595.99	198.82	117.40	4,286.61	57.1%
08431002	40260	SmToMiPurc	1,500	1,500	1,038.18	.00	.00	461.82	69.2%
08431002	40311	AccAudSrv	9,000	9,000	7,325.00	.00	1,675.00	.00	100.0%
08431002	40313	EngSrv	75,000	75,000	43,320.16	2,187.51	.00	31,679.84	57.8%
08431002	40314	LglSrv	20,000	20,000	.00	.00	.00	20,000.00	.0%
08431002	40321	TeleChrg	5,000	5,719	2,895.07	567.55	785.11	2,038.49	64.4%
08431002	40329	PaOneCall	4,000	4,000	.00	.00	.00	4,000.00	.0%
08431002	40334	FrExpChg	500	500	38.04	.00	.00	461.96	7.6%
08431002	40341	Advertise	2,500	2,500	282.49	.00	1,717.51	500.00	80.0%
08431002	40342	Printing	8,500	8,500	7,721.68	275.66	737.99	40.33	99.5%
08431002	40361	Electric	2,500	2,681	1,766.91	103.07	844.79	69.11	97.4%
08431002	40365	DisCOA	1,719,530	2,025,127	2,046,614.92	377,119.53	334,397.75	-355,885.59	117.6%
08431002	40370	MainSerRep	12,000	12,000	10,041.84	5,327.50	666.16	1,292.00	89.2%
08431002	40378	INSOPEX	1,900	1,900	1,900.00	158.37	.00	.00	100.0%
08431002	40384	VMEqRent	2,000	2,000	194.36	.00	.00	1,805.64	9.7%
08431002	40420	DueSubMem	400	400	.00	.00	.00	400.00	.0%
08431002	40440	LaunUnClSr	4,500	4,652	2,005.94	141.17	680.94	1,965.17	57.8%
08431002	40450	ContrSrv	38,000	39,418	31,298.03	8,962.25	5,666.15	2,453.84	93.8%
08431002	40460	ContEduc	4,000	4,000	1,851.00	.00	.00	2,149.00	46.3%
08431002	40573	GenGovtExp	4,000	4,000	.00	.00	.00	4,000.00	.0%
08431002	40914	LicenReim	450	450	120.00	.00	.00	330.00	26.7%
08431002	40965	OpeEXReimb	57,363	57,363	57,362.52	14,340.63	.00	.00	100.0%

YTD BUDGET EXPENSES
DECEMBER 2023

FOR 2023 12

ACCOUNTS FOR: 08 Sewer	ORIGINAL APPROP	REVISED BUDGET	YTD EXPENDED	MTD EXPENDED	ENC/REQ	AVAILABLE BUDGET	PCT USED
08431002 45533 BadDebExp	50,000	50,000	.00	.00	.00	50,000.00	.0%
08431003 40322 I&IImprove	285,000	594,314	562,213.50	.00	18,285.00	13,815.00	97.7%
08431003 40730 Buildings	2,500	2,500	.00	.00	.00	2,500.00	.0%
08431003 40740 SystemImp	370,000	370,000	274,057.80	2,624.00	14,442.20	81,500.00	78.0%
08431003 40760 MajMachEqu	10,000	10,000	9,937.50	.00	.00	62.50	99.4%
TOTAL Public Works - Authority	3,806,212	4,427,084	4,173,365.51	514,325.28	380,016.00	-126,297.12	102.9%
TOTAL Sewer	3,806,212	4,427,084	4,173,365.51	514,325.28	380,016.00	-126,297.12	102.9%
TOTAL EXPENSES	3,806,212	4,427,084	4,173,365.51	514,325.28	380,016.00	-126,297.12	

Refuse/Recycling Fund

SOUTH WHITEHALL TOWNSHIP, PA



BALANCE SHEET FOR 2023 12

FUND: 09 Refuse/Recycling			NET CHANGE FOR PERIOD	ACCOUNT BALANCE
ASSETS				
09	10000	Refuse Fund Checking	-141,512.75	823,129.28
09	14530	Accounts Receivable	-246.00	17,056.29
09	14533	Allowance for Bad Debts	210.00	-174,015.56
09	14542	Penalties - Usage Fees	-3,466.52	28,762.96
09	14544	Refuse Recycling/Hauling Fees	-72,770.53	365,752.59
09	16400	Machinery and Equipment - FA	.00	15,000.00
09	16450	Accumulated Depreciation Machi	.00	-8,250.00
09	19999	Deferred Outflow - Pension	.00	148,488.00
TOTAL ASSETS			-217,785.80	1,215,923.56
LIABILITIES				
09	20025	Accounts Payable Accrual	-31,780.00	-274,139.27
09	24600	Accrued Compensation Payable	-955.01	-987.97
09	25999	Net Pension Liability	.00	-234,580.00
09	29999	Deferred Inflow - Pension	.00	-61,552.00
TOTAL LIABILITIES			-32,735.01	-571,259.24
FUND BALANCE				
09	18300	Estimated Revenue Control	.00	2,941,126.00
09	18500	Revenue Control	-2,469.28	-2,994,937.35
09	27998	Fund Balance Adjustment	.00	334,121.06
09	27999	Fund Balance	.00	-933,465.07
09	29100	Encumbrance Control	-221,717.49	298,664.93
09	29200	Appropriation Control	.00	-3,250,272.95
09	29400	Expenditure Control	252,990.09	2,949,617.04
09	29600	Budgetary Fund Balance Control	.00	309,146.95
09	29700	Fund Bal Reser for Encumbrance	221,717.49	-298,664.93
TOTAL FUND BALANCE			250,520.81	-644,664.32
TOTAL LIABILITIES + FUND BALANCE			217,785.80	-1,215,923.56

YTD BUDGET REVENUES
DECEMBER 2023

FOR 2023 12

ACCOUNTS FOR:	ORIGINAL ESTIM REV	REVISED EST REV	ACTUAL YTD REVENUE	ACTUAL MTD REVENUE	REMAINING REVENUE	PCT COLL
09 Refuse/Recycling						
426 Refuse Recycling						
09000009 34101 IntChecRev	-400	-400	.00	.00	-400.00	.0%
09000009 36255 MiscellRev	-25,000	-25,000	-17,139.00	-751.00	-7,861.00	68.6%
09000009 36258 CertFee	-7,000	-7,000	-5,760.00	-560.00	-1,240.00	82.3%
09000009 36413 PALFees	-30,000	-30,000	-50,332.41	-687.25	20,332.41	167.8%
09000009 36430 SolWasRev	-2,800,000	-2,800,000	-2,837,926.77	380.00	37,926.77	101.4%
09000009 37390 PortFeeOfR	0	0	-5,053.52	-851.03	5,053.52	100.0%
09016009 35400 GrantRev	-89,768	-89,768	-89,767.53	.00	-.47	100.0%
09016009 37399 GrOffRev	11,042	11,042	11,041.88	.00	.12	100.0%
TOTAL Refuse Recycling	-2,941,126	-2,941,126	-2,994,937.35	-2,469.28	53,811.35	101.8%
TOTAL Refuse/Recycling	-2,941,126	-2,941,126	-2,994,937.35	-2,469.28	53,811.35	101.8%
TOTAL REVENUES	-2,941,126	-2,941,126	-2,994,937.35	-2,469.28	53,811.35	

YTD BUDGET EXPENSES
DECEMBER 2023

FOR 2023 12

ACCOUNTS FOR:	ORIGINAL APPROP	REVISED BUDGET	YTD EXPENDED	MTD EXPENDED	ENC/REQ	AVAILABLE BUDGET	PCT USED
09 Refuse/Recycling							
426 Refuse Recycling							
09426001 40112 Wages	48,687	48,687	43,113.76	3,233.29	.00	5,572.82	88.6%
09426001 40113 SpAlloc	194,588	194,588	194,588.28	.00	.00	.00	100.0%
09426001 40172 HolidayPay	0	0	1,872.59	749.03	.00	-1,872.59	100.0%
09426001 40177 Sick Pay	0	0	2,315.74	1,148.51	.00	-2,315.74	100.0%
09426001 40180 OT Pay	500	500	56.18	.00	.00	443.82	11.2%
09426001 40188 PTO	0	0	3,320.71	561.77	.00	-3,320.71	100.0%
09426002 40215 Postage	17,500	17,500	16,530.33	.00	.00	969.67	94.5%
09426002 40241 GenGovSup	15,000	15,000	15,000.00	.00	.00	.00	100.0%
09426002 40310 ProfSrv	2,000	2,000	.00	.00	.00	2,000.00	.0%
09426002 40314 LglServ	37,000	37,000	7,273.50	.00	.00	29,726.50	19.7%
09426002 40341 Adv/Print	9,000	9,000	9,277.73	.00	.00	-277.73	103.1%
09426002 40347 RESEDU	3,000	3,000	2,168.00	.00	.00	832.00	72.3%
09426002 40365 DispFee	55,000	55,000	18,940.00	.00	34,060.00	2,000.00	96.4%
09426002 40450 ContrServ	2,639,439	2,867,998	2,635,160.22	247,297.49	264,604.93	-31,767.06	101.1%
TOTAL Refuse Recycling	3,021,714	3,250,273	2,949,617.04	252,990.09	298,664.93	1,990.98	99.9%
TOTAL Refuse/Recycling	3,021,714	3,250,273	2,949,617.04	252,990.09	298,664.93	1,990.98	99.9%
TOTAL EXPENSES	3,021,714	3,250,273	2,949,617.04	252,990.09	298,664.93	1,990.98	

Campus Renovation Fund

BALANCE SHEET FOR 2023 12

FUND: 18 Campus Renovation			NET CHANGE FOR PERIOD	ACCOUNT BALANCE
ASSETS				
18	10000	Checking - Campus Reno	.00	88,827.65
	TOTAL ASSETS		.00	88,827.65
LIABILITIES				
18	29000	Interfund Transfer	.00	-88,827.65
	TOTAL LIABILITIES		.00	-88,827.65
	TOTAL LIABILITIES + FUND BALANCE		.00	-88,827.65

Capital Reserve Fund

BALANCE SHEET FOR 2023 12

FUND: 30 Capital Reserve			NET CHANGE FOR PERIOD	ACCOUNT BALANCE
ASSETS				
30	10000	Capital Reserve Fund Checking	-82,824.75	1,540,410.32
30	19000	Interfund Transfer	.00	510,587.53
	TOTAL ASSETS		-82,824.75	2,050,997.85
LIABILITIES				
30	20025	Accounts Payable Accrual	.00	-70,747.37
30	29000	Interfund Transfer	.00	-289,625.00
30	29800	Deferred Rev.	.00	-42,372.23
	TOTAL LIABILITIES		.00	-402,744.60
FUND BALANCE				
30	18300	Estimated Revenue Control	.00	1,916,787.00
30	18500	Revenue Control	.00	-2,322,272.00
30	27998	Fund Balance Adjustment	.00	-6,651,974.56
30	27999	Fund Balance	.00	5,997,569.14
30	29100	Encumbrance Control	64,178.05	516,822.02
30	29200	Appropriation Control	.00	-2,386,175.74
30	29400	Expenditure Control	82,824.75	1,328,424.17
30	29600	Budgetary Fund Balance Control	.00	469,388.74
30	29700	Fund Bal Reser for Encumbrance	-64,178.05	-516,822.02
	TOTAL FUND BALANCE		82,824.75	-1,648,253.25
	TOTAL LIABILITIES + FUND BALANCE		82,824.75	-2,050,997.85

YTD BUDGET REVENUES
DECEMBER 2023

FOR 2023 12

ACCOUNTS FOR:	ORIGINAL ESTIM REV	REVISED EST REV	ACTUAL YTD REVENUE	ACTUAL MTD REVENUE	REMAINING REVENUE	PCT COLL
30 Capital Reserve						
000 Undefined						
30000009 35830 PvmCstShr	0	0	-233,240.00	.00	233,240.00	100.0%
30000009 39000 IntFundTra	-1,916,787	-1,916,787	-1,916,787.00	.00	.00	100.0%
30000009 39110 SaleFARev	0	0	-172,245.00	.00	172,245.00	100.0%
TOTAL Undefined	-1,916,787	-1,916,787	-2,322,272.00	.00	405,485.00	121.2%
TOTAL Capital Reserve	-1,916,787	-1,916,787	-2,322,272.00	.00	405,485.00	121.2%
TOTAL REVENUES	-1,916,787	-1,916,787	-2,322,272.00	.00	405,485.00	

YTD BUDGET EXPENSES
DECEMBER 2023

FOR 2023 12

ACCOUNTS FOR:	ORIGINAL APPROP	REVISED BUDGET	YTD EXPENDED	MTD EXPENDED	ENC/REQ	AVAILABLE BUDGET	PCT USED
30 Capital Reserve							
410 Police							
30410003 40720 Vehicles	287,712	383,536	124,664.12	.00	285,821.65	-26,949.89	107.0%
TOTAL Police	287,712	383,536	124,664.12	.00	285,821.65	-26,949.89	107.0%

YTD BUDGET EXPENSES
DECEMBER 2023

FOR 2023 12

ACCOUNTS FOR:	ORIGINAL APPROP	REVISED BUDGET	YTD EXPENDED	MTD EXPENDED	ENC/REQ	AVAILABLE BUDGET	PCT USED
30 Capital Reserve							
430 Public Works - General Service							
30430003 40610 StreetCont	1,250,000	1,250,000	751,557.15	.00	462.00	497,980.85	60.2%
30430003 40720 Vehicles	122,400	177,600	137,100.00	83,400.00	40,500.00	.00	100.0%
30430003 40760 MajMachEqu	155,000	155,000	.00	.00	162,461.92	-7,461.92	104.8%
30430003 40800 Contingenc	0	112,431	112,430.84	.00	.00	.00	100.0%
30430003 40801 PropImp	11,675	11,675	10,650.53	.00	.00	1,024.47	91.2%
TOTAL Public Works - General serv	1,539,075	1,706,706	1,011,738.52	83,400.00	203,423.92	491,543.40	71.2%

YTD BUDGET EXPENSES
DECEMBER 2023

FOR 2023 12

ACCOUNTS FOR:	ORIGINAL APPROP	REVISED BUDGET	YTD EXPENDED	MTD EXPENDED	ENC/REQ	AVAILABLE BUDGET	PCT USED
30 Capital Reserve							
451 Recreation Administration							
30451003 40801 PropImp	90,000	90,000	63,615.00	.00	.00	26,385.00	70.7%
30451003 40973 JC#3 DP	0	156,183	128,406.53	.00	27,576.45	200.00	99.9%
30451003 40981 CBPlay	0	49,751	.00	-575.25	.00	49,751.04	.0%
TOTAL Recreation Administration	90,000	295,934	192,021.53	-575.25	27,576.45	76,336.04	74.2%
TOTAL Capital Reserve	1,916,787	2,386,176	1,328,424.17	82,824.75	516,822.02	540,929.55	77.3%
TOTAL EXPENSES	1,916,787	2,386,176	1,328,424.17	82,824.75	516,822.02	540,929.55	

State Highway Aid Fund

BALANCE SHEET FOR 2023 12

FUND: 35 State Highway Aid			NET CHANGE FOR PERIOD	ACCOUNT BALANCE
ASSETS				
35	10000	State Highway Aid Checking	-25,204.52	475,532.72
	TOTAL ASSETS		-25,204.52	475,532.72
LIABILITIES				
35	20025	Accounts Payable Accrual	.00	-26,716.41
	TOTAL LIABILITIES		.00	-26,716.41
FUND BALANCE				
35	18300	Estimated Revenue Control	.00	713,919.16
35	18500	Revenue Control	-444.76	-738,193.29
35	27998	Fund Balance Adjustment	.00	4,525.25
35	27999	Fund Balance	.00	-523,950.22
35	29100	Encumbrance Control	-26,459.28	131,230.37
35	29200	Appropriation Control	.00	-995,822.79
35	29400	Expenditure Control	25,649.28	808,801.95
35	29600	Budgetary Fund Balance Control	.00	281,903.63
35	29700	Fund Bal Reser for Encumbrance	26,459.28	-131,230.37
	TOTAL FUND BALANCE		25,204.52	-448,816.31
	TOTAL LIABILITIES + FUND BALANCE		25,204.52	-475,532.72

YTD BUDGET REVENUES
DECEMBER 2023

FOR 2023 12

ACCOUNTS FOR:	ORIGINAL ESTIM REV	REVISED EST REV	ACTUAL YTD REVENUE	ACTUAL MTD REVENUE	REMAINING REVENUE	PCT COLL
35 State Highway Aid						
000 Undefined						
35000009 34101 IntChecRev	0	0	-6,042.78	-444.76	6,042.78	100.0%
35010009 35400 GrantRev	-713,919	-713,919	-732,150.51	.00	18,231.35	102.6%
TOTAL Undefined	-713,919	-713,919	-738,193.29	-444.76	24,274.13	103.4%
TOTAL State Highway Aid	-713,919	-713,919	-738,193.29	-444.76	24,274.13	103.4%
TOTAL REVENUES	-713,919	-713,919	-738,193.29	-444.76	24,274.13	

YTD BUDGET EXPENSES
DECEMBER 2023

FOR 2023 12

ACCOUNTS FOR:	ORIGINAL APPROP	REVISED BUDGET	YTD EXPENDED	MTD EXPENDED	ENC/REQ	AVAILABLE BUDGET	PCT USED
35 State Highway Aid							
406 Administrative							
35406002 40376 strtLight	357,000	384,497	337,344.70	26,459.28	45,273.36	1,878.73	99.5%
TOTAL Administrative	357,000	384,497	337,344.70	26,459.28	45,273.36	1,878.73	99.5%

YTD BUDGET EXPENSES
DECEMBER 2023

FOR 2023 12

ACCOUNTS FOR:	ORIGINAL APPROP	REVISED BUDGET	YTD EXPENDED	MTD EXPENDED	ENC/REQ	AVAILABLE BUDGET	PCT USED
35 State Highway Aid							
430 Public Works - General Service							
35430002 40216 Salt	150,000	150,000	64,042.99	.00	85,957.01	.00	100.0%
35430002 40798 TraffMaint	50,000	50,000	33,404.84	.00	.00	16,595.16	66.8%
35430003 40610 StreetCont	205,000	205,000	169,069.42	.00	.00	35,930.58	82.5%
35430003 40611 Bridge Mai	10,000	10,000	8,614.00	.00	.00	1,386.00	86.1%
35430003 40720 Vehicles	0	196,326	196,326.00	-810.00	.00	.00	100.0%
TOTAL Public Works - General serv	415,000	611,326	471,457.25	-810.00	85,957.01	53,911.74	91.2%
TOTAL State Highway Aid	772,000	995,823	808,801.95	25,649.28	131,230.37	55,790.47	94.4%
TOTAL EXPENSES	772,000	995,823	808,801.95	25,649.28	131,230.37	55,790.47	

EMA/EMS Fund

BALANCE SHEET FOR 2023 12

FUND: 45 EMA/EMS			NET CHANGE FOR PERIOD	ACCOUNT BALANCE
ASSETS				
	45	10000 Checking	.00	50,100.00
		TOTAL ASSETS	.00	50,100.00
FUND BALANCE				
	45	27999 Fund Balance	.00	-50,100.00
		TOTAL FUND BALANCE	.00	-50,100.00
		TOTAL LIABILITIES + FUND BALANCE	.00	-50,100.00

Fiscal Stability Fund

BALANCE SHEET FOR 2023 12

FUND: 50 Fiscal Stability Fund			NET CHANGE FOR PERIOD	ACCOUNT BALANCE
ASSETS				
50	10130	MONEY MARKET (UNIVEST)	40,910.71	8,798,921.20
		TOTAL ASSETS	40,910.71	8,798,921.20
LIABILITIES				
50	29000	Interfund Transfer	.00	-4,000,000.00
		TOTAL LIABILITIES	.00	-4,000,000.00
FUND BALANCE				
50	18500	Revenue Control	-40,910.71	-348,894.04
50	27998	Fund Balance Adjustment	.00	2,875.83
50	27999	Fund Balance	.00	-4,452,902.99
		TOTAL FUND BALANCE	-40,910.71	-4,798,921.20
		TOTAL LIABILITIES + FUND BALANCE	-40,910.71	-8,798,921.20

** END OF REPORT - Generated by Kristin Blahnik **