

**TOWNSHIP OF SOUTH WHITEHALL  
LEHIGH COUNTY, PENNSYLVANIA**

**PUBLIC SAFETY COMMISSION**

**PUBLIC MEETING**

**MINUTES**

**October 2, 2023**

A Public Meeting of the South Whitehall Township Public Safety Commission was held on the above date in the Township Municipal Building located at 4444 Walbert Avenue, Allentown, Lehigh County, Pennsylvania.

**Members attending were:**

Thomas Yezerski, Chairman  
Richard Snyder, Vice Chairman  
Ricardo Diaz, Chief, Cetronia Fire Company  
Andrew Garger, Chief, Greenawalds Fire Department  
Jeff Kelly, Emergency Management Coordinator  
Robert Mateff, Chief Executive Officer, Cetronia Ambulance Corp.  
Brian Neas, Chief, Tri-Clover Fire Company  
Chris Peischl, At Large Member  
Barry Search, Chief, Woodlawn Fire Department

**Board of Commissioner Members attending were:**

Monica Hodges  
Diane Kelly  
David Kennedy

**Others attending were:**

None.

**Township Staff attending were:**

Herb Bender, Director of Township Operations  
John Frantz, Fire Marshal  
Jason Grozier, Sergeant, Police Department  
Thomas Petrucci, Township Manager

**AGENDA ITEM #1 - CALL TO ORDER**

The meeting was called to order at 7:00 p.m.

**AGENDA ITEM #2 - APPROVAL OF MINUTES**

The minutes of September 11, 2023 were approved as submitted.

**AGENDA ITEM #3 - OLD BUSINESS**

**A. Emergency Services Report**

At the September 2023 Commission meeting, it was discussed that the reports given by the emergency service should include additional information such as response times, response trends, and responses of township agencies outside of the township.

A motion was made, and seconded, to keep the current content of the reports submitted by the emergency services at Commission meetings without additional information added to the reports. The motion passed, with one member voting no.

Information concerning the Emergency Alarm Ordinance and the recovery of costs for spill control materials will be disseminated to the members.

**AGENDA ITEM #4 – COURTESY OF THE FLOOR**

None.

**AGENDA ITEM #5 - NEW BUSINESS**

**A. Commissioner's Report**

None.

**B. Fire Companies Report**

Chief Diaz submitted the response report via email for Cetronia for the month of September 2023. It is included as an attachment to these minutes. Cetronia responded to sixty calls for the month of September 2023.

Chief Garger submitted the response report via email for Greenawalds for the month of September 2023. It is included as an attachment to these minutes. Greenawalds responded to fifty-three calls for the month of September 2023.

Chief Neas submitted the response reports via email for Tri-Clover for the month of September 2023 and year-to-date 2023. They are included as attachments to these minutes. Tri-Clover responded to twenty-six calls for the month of September 2023 and two-hundred and fifty-four calls year-to-date 2023.

Chief Search submitted the response report for Woodlawn for the month of September 2023. It is included as an attachment to these minutes. Woodlawn responded to seventy calls for the month of September 2023.

Woodlawn will be holding an open house on October 7, 2023 from 11:00 am to 3:00 pm.

### **C. Fire Commissioner Report**

None.

### **D. Emergency Management Team Report**

The township email notifications for weather statements are in the process of being set-up.

There will be a nationwide emergency alert test performed on October 4, 2023.

The emergency drill for the Limerick Generating Station was held on September 26, 2023. No deficiencies were identified.

There will be a cold-wash review on October 25, 2023 at 10:00 of the Parkland Active Aggressor Drill.

### **E. Police Report**

Sergeant Grozier submitted the Police report via email for the month of September 2023. It is included as an attachment to these minutes. The Police responded to one thousand, two-hundred and ninety-three calls, had one hundred and two reported crimes, and made forty-nine arrests for the month of September 2023. The incident numbers have increased this year over last and earlier years.

### **F. Emergency Medical Services Report**

Chief Executive Officer Mateff reported that Cetronia responded to three-hundred and forty-two calls for the month of September 2023. Eleven of those calls were handled by mutual aid providers. Average response time is one minute, arrival time is nine minutes and eighteen seconds, time spent at the scene is sixteen minutes, and total time committed on a call is fifty-five minutes.

**G. Parkland School District Report**

None.

**H. Subdivision Review**

**1. Rhue Subdivision – Minor Plan 2013-201**

The members discussed the possibility of recommending that an additional hydrant should be installed on Huckleberry Road. It was noted that hydrants are proposed to be added on Huckleberry Road west of this subdivision as part of the Ridge Farm subdivision.

The Commission made no recommendations to the plans.

**I. Address Assignments**

None.

**AGENDA ITEM #6 - ADJOURNMENT**

The meeting was adjourned at 7:17 p.m.

ADOPTED THIS DATE:

ATTEST:

\_\_\_\_\_  
Secretary

\_\_\_\_\_  
Chairman

# Greenawalds Fire Company

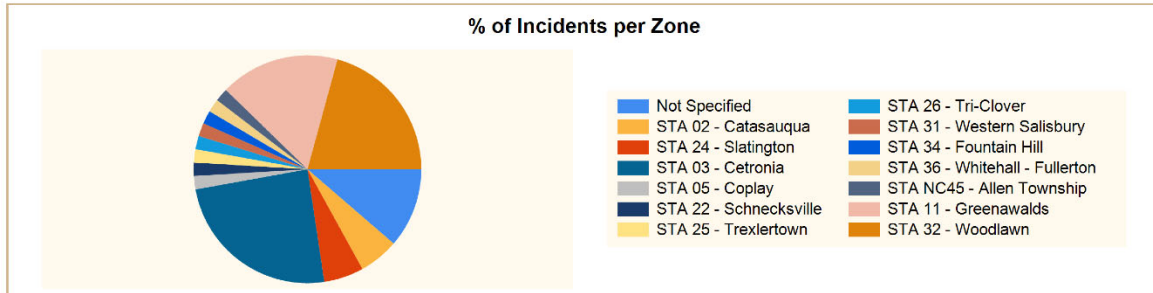
Allentown, PA

This report was generated on 10/2/2023 5:12:08 PM




## Count of Incidents by Incident Type per Zone

Incident Status: All | Start Date: 09/01/2023 | End Date: 09/30/2023



INCIDENT TYPE	# INCIDENTS	% of TOTAL
<b>Not Specified</b>		
111 - Building fire	1	1.89%
150 - Outside rubbish fire, other	1	1.89%
424 - Carbon monoxide incident	1	1.89%
745 - Alarm system activation, no fire - unintentional	3	5.66%
<b>Zone: Not Specified Total Incident:</b>	<b>6</b>	<b>11.32%</b>
<b>STA 02 - Catasauqua</b>		
571 - Cover assignment, standby, moveup	2	3.77%
745 - Alarm system activation, no fire - unintentional	1	1.89%
<b>Zone: STA 02 - Catasauqua Total Incident:</b>	<b>3</b>	<b>5.66%</b>
<b>STA 03 - Cetronia</b>		
321 - EMS call, excluding vehicle accident with injury	2	3.77%
322 - Motor vehicle accident with injuries	1	1.89%
512 - Ring or jewelry removal	1	1.89%
551 - Assist police or other governmental agency	1	1.89%
745 - Alarm system activation, no fire - unintentional	8	15.09%
<b>Zone: STA 03 - Cetronia Total Incident:</b>	<b>13</b>	<b>24.53%</b>
<b>STA 05 - Coplay</b>		
611 - Dispatched & cancelled en route	1	1.89%
<b>Zone: STA 05 - Coplay Total Incident:</b>	<b>1</b>	<b>1.89%</b>
<b>STA 11 - Greenawalds</b>		
311 - Medical assist, assist EMS crew	1	1.89%
322 - Motor vehicle accident with injuries	2	3.77%
381 - Rescue or EMS standby	1	1.89%
444 - Power line down	1	1.89%
463 - Vehicle accident, general cleanup	1	1.89%
522 - Water or steam leak	1	1.89%
551 - Assist police or other governmental agency	2	3.77%

Report shows count of incidents for Status selected.



Zone: STA 11 - Greenawalds Total Incident:	9	16.98%
<b>STA 22 - Schnecksville</b>		
111 - Building fire	1	1.89%
Zone: STA 22 - Schnecksville Total Incident:	1	1.89%
<b>STA 24 - Slatington</b>		
111 - Building fire	1	1.89%
113 - Cooking fire, confined to container	1	1.89%
745 - Alarm system activation, no fire - unintentional	1	1.89%
Zone: STA 24 - Slatington Total Incident:	3	5.66%
<b>STA 25 - Trexlertown</b>		
111 - Building fire	1	1.89%
Zone: STA 25 - Trexlertown Total Incident:	1	1.89%
<b>STA 26 - Tri-Clover</b>		
745 - Alarm system activation, no fire - unintentional	1	1.89%
Zone: STA 26 - Tri-Clover Total Incident:	1	1.89%
<b>STA 31 - Western Salisbury</b>		
111 - Building fire	1	1.89%
Zone: STA 31 - Western Salisbury Total Incident:	1	1.89%
<b>STA 32 - Woodlawn</b>		
222 - Overpressure rupture of boiler from air or gas	1	1.89%
445 - Arcing, shorted electrical equipment	1	1.89%
551 - Assist police or other governmental agency	1	1.89%
553 - Public service	1	1.89%
622 - No incident found on arrival at dispatch address	1	1.89%
745 - Alarm system activation, no fire - unintentional	6	11.32%
Zone: STA 32 - Woodlawn Total Incident:	11	20.75%
<b>STA 34 - Fountain Hill</b>		
111 - Building fire	1	1.89%
Zone: STA 34 - Fountain Hill Total Incident:	1	1.89%
<b>STA 36 - Whitehall - Fullerton</b>		
322 - Motor vehicle accident with injuries	1	1.89%
Zone: STA 36 - Whitehall - Fullerton Total Incident:	1	1.89%
<b>STA NC45 - Allen Township</b>		
111 - Building fire	1	1.89%
Zone: STA NC45 - Allen Township Total Incident:	1	1.89%
<b>TOTAL INCIDENTS FOR ALL ZONES:</b>	<b>53</b>	<b>100%</b>

Report shows count of incidents for Status selected.

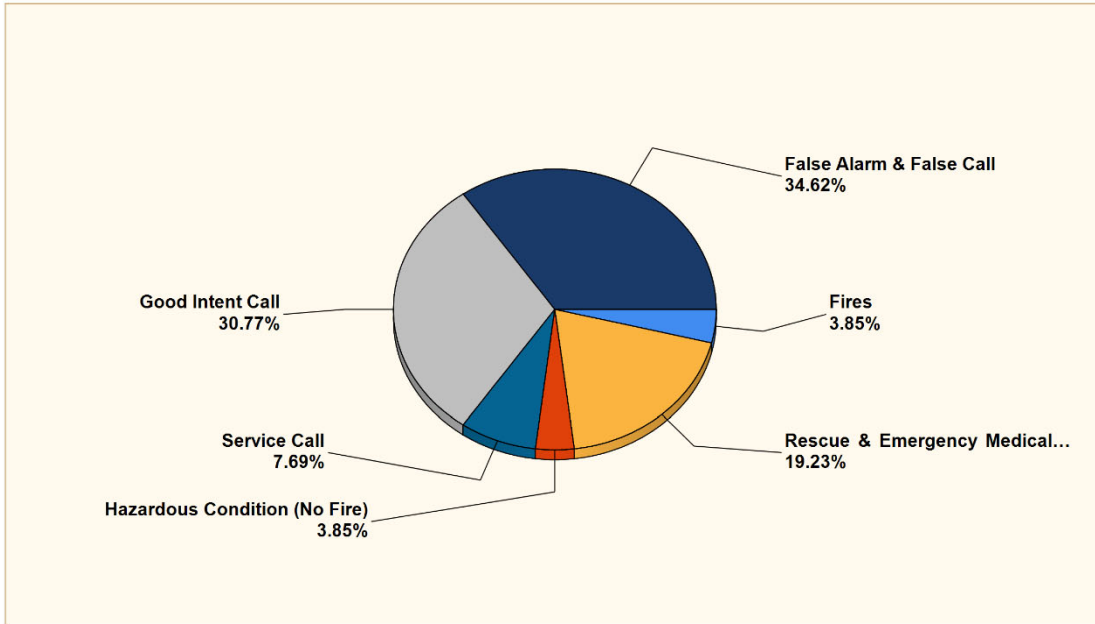
# Tri Clover Fire Company

Orefield, PA

This report was generated on 10/1/2023 8:38:33 PM

## Breakdown by Major Incident Types for Date Range

Zone(s): All Zones | Start Date: 09/01/2023 | End Date: 09/30/2023



MAJOR INCIDENT TYPE	# INCIDENTS	% of TOTAL
Fires	1	3.85%
Rescue & Emergency Medical Service	5	19.23%
Hazardous Condition (No Fire)	1	3.85%
Service Call	2	7.69%
Good Intent Call	8	30.77%
False Alarm & False Call	9	34.62%
<b>TOTAL</b>	<b>26</b>	<b>100%</b>

Only REVIEWED and/or LOCKED IMPORTED incidents are included. Summary results for a major incident type are not displayed if the count is zero.

Detailed Breakdown by Incident Type		
INCIDENT TYPE	# INCIDENTS	% of TOTAL
111 - Building fire	1	3.85%
311 - Medical assist, assist EMS crew	5	19.23%
444 - Power line down	1	3.85%
553 - Public service	1	3.85%
571 - Cover assignment, standby, moveup	1	3.85%
611 - Dispatched & cancelled en route	7	26.92%
651 - Smoke scare, odor of smoke	1	3.85%
735 - Alarm system sounded due to malfunction	3	11.54%
745 - Alarm system activation, no fire - unintentional	6	23.08%
<b>TOTAL INCIDENTS:</b>	<b>26</b>	<b>100%</b>

Only REVIEWED and/or LOCKED IMPORTED incidents are included. Summary results for a major incident type are not displayed if the count is zero.



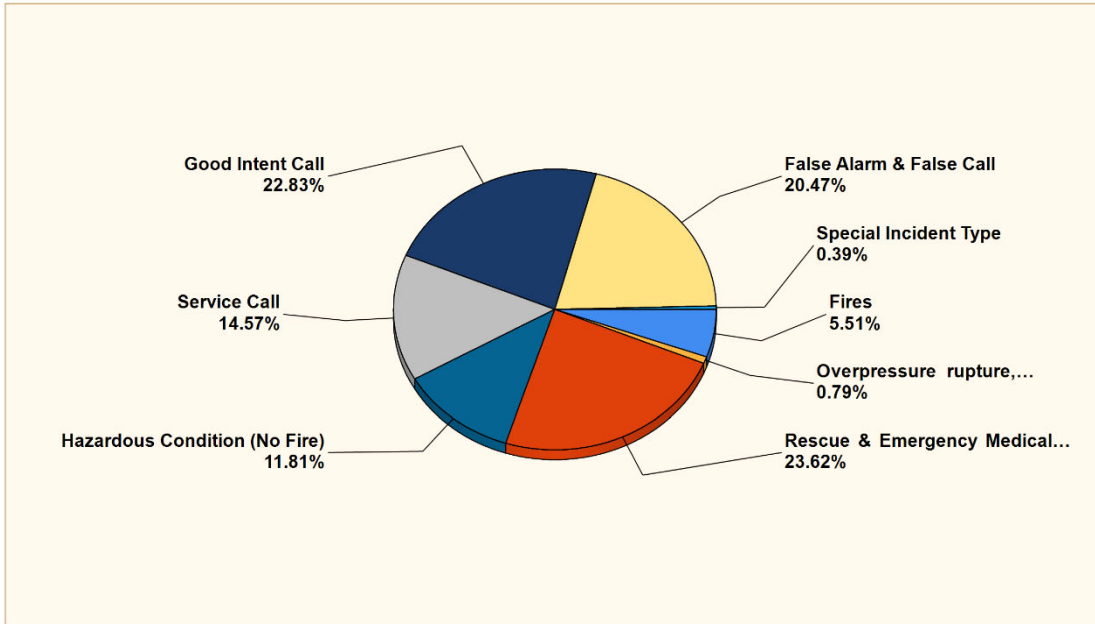
# Tri Clover Fire Company

Orefield, PA

This report was generated on 10/1/2023 8:39:43 PM

## Breakdown by Major Incident Types for Date Range

Zone(s): All Zones | Start Date: 01/01/2023 | End Date: 12/31/2023



MAJOR INCIDENT TYPE	# INCIDENTS	% of TOTAL
Fires	14	5.51%
Overpressure rupture, explosion, overheating - no fire	2	0.79%
Rescue & Emergency Medical Service	60	23.62%
Hazardous Condition (No Fire)	30	11.81%
Service Call	37	14.57%
Good Intent Call	58	22.83%
False Alarm & False Call	52	20.47%
Special Incident Type	1	0.39%
<b>TOTAL</b>	<b>254</b>	<b>100%</b>

Only REVIEWED and/or LOCKED IMPORTED incidents are included. Summary results for a major incident type are not displayed if the count is zero.

Detailed Breakdown by Incident Type		
INCIDENT TYPE	# INCIDENTS	% of TOTAL
111 - Building fire	7	2.76%
113 - Cooking fire, confined to container	1	0.39%
116 - Fuel burner/boiler malfunction, fire confined	1	0.39%
132 - Road freight or transport vehicle fire	2	0.79%
142 - Brush or brush-and-grass mixture fire	1	0.39%
151 - Outside rubbish, trash or waste fire	1	0.39%
161 - Outside storage fire	1	0.39%
251 - Excessive heat, scorch burns with no ignition	2	0.79%
300 - Rescue, EMS incident, other	1	0.39%
311 - Medical assist, assist EMS crew	39	15.35%
321 - EMS call, excluding vehicle accident with injury	3	1.18%
322 - Motor vehicle accident with injuries	13	5.12%
324 - Motor vehicle accident with no injuries.	1	0.39%
352 - Extrication of victim(s) from vehicle	3	1.18%
412 - Gas leak (natural gas or LPG)	3	1.18%
440 - Electrical wiring/equipment problem, other	2	0.79%
442 - Overheated motor	1	0.39%
444 - Power line down	11	4.33%
445 - Arcing, shorted electrical equipment	3	1.18%
463 - Vehicle accident, general cleanup	10	3.94%
510 - Person in distress, other	1	0.39%
520 - Water problem, other	1	0.39%
550 - Public service assistance, other	4	1.57%
551 - Assist police or other governmental agency	18	7.09%
553 - Public service	10	3.94%
561 - Unauthorized burning	2	0.79%
571 - Cover assignment, standby, moveup	1	0.39%
611 - Dispatched & cancelled en route	49	19.29%
622 - No incident found on arrival at dispatch address	7	2.76%
651 - Smoke scare, odor of smoke	2	0.79%
731 - Sprinkler activation due to malfunction	1	0.39%
735 - Alarm system sounded due to malfunction	13	5.12%
736 - CO detector activation due to malfunction	2	0.79%
743 - Smoke detector activation, no fire - unintentional	2	0.79%
744 - Detector activation, no fire - unintentional	1	0.39%
745 - Alarm system activation, no fire - unintentional	32	12.6%
746 - Carbon monoxide detector activation, no CO	1	0.39%
900 - Special type of incident, other	1	0.39%
<b>TOTAL INCIDENTS:</b>	<b>254</b>	<b>100%</b>

Only REVIEWED and/or LOCKED IMPORTED incidents are included. Summary results for a major incident type are not displayed if the count is zero.

# Woodlawn Fire Department

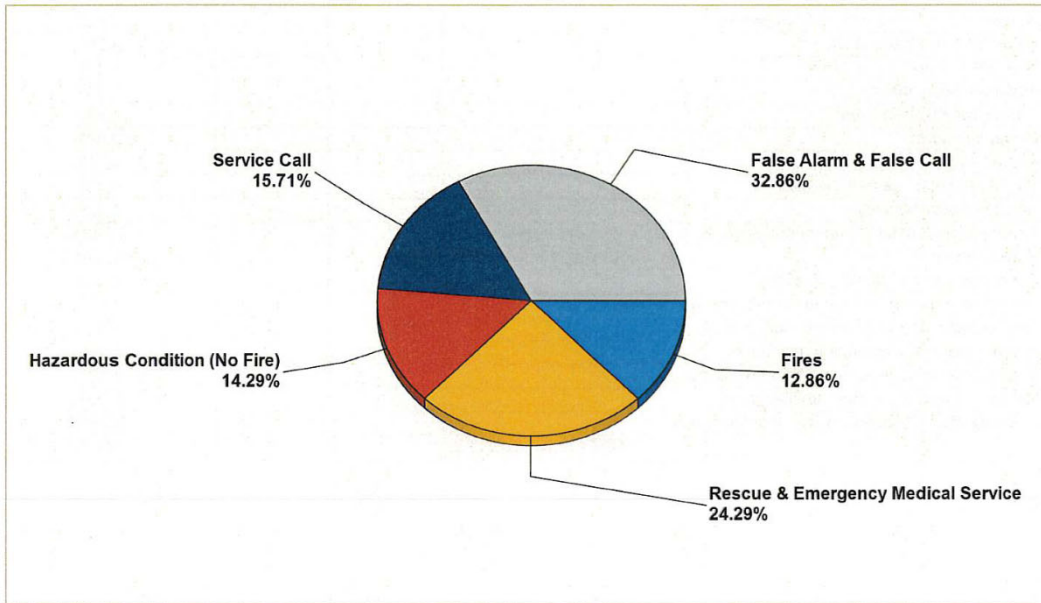
Allentown, PA

This report was generated on 8/7/2023 9:14:30 AM



## Breakdown by Major Incident Types for Date Range

Zone(s): All Zones | Start Date: 07/01/2023 | End Date: 07/31/2023



MAJOR INCIDENT TYPE	# INCIDENTS	% of TOTAL
Fires	9	12.86%
Rescue & Emergency Medical Service	17	24.29%
Hazardous Condition (No Fire)	10	14.29%
Service Call	11	15.71%
False Alarm & False Call	23	32.86%
<b>TOTAL</b>	<b>70</b>	<b>100%</b>

Only REVIEWED and/or LOCKED IMPORTED incidents are included. Summary results for a major incident type are not displayed if the count is zero.

**EMERGENCY REPORTING**  
 emergencyreporting.com  
 Doc Id: 553  
 Page # 1 of 2

Detailed Breakdown by Incident Type		
INCIDENT TYPE	# INCIDENTS	% of TOTAL
111 - Building fire	8	11.43%
113 - Cooking fire, confined to container	1	1.43%
311 - Medical assist, assist EMS crew	4	5.71%
321 - EMS call, excluding vehicle accident with injury	5	7.14%
322 - Motor vehicle accident with injuries	6	8.57%
353 - Removal of victim(s) from stalled elevator	2	2.86%
400 - Hazardous condition, other	3	4.29%
412 - Gas leak (natural gas or LPG)	1	1.43%
420 - Toxic condition, other	1	1.43%
424 - Carbon monoxide incident	1	1.43%
444 - Power line down	2	2.86%
462 - Aircraft standby	1	1.43%
463 - Vehicle accident, general cleanup	1	1.43%
531 - Smoke or odor removal	1	1.43%
551 - Assist police or other governmental agency	8	11.43%
553 - Public service	1	1.43%
571 - Cover assignment, standby, moveup	1	1.43%
733 - Smoke detector activation due to malfunction	1	1.43%
734 - Heat detector activation due to malfunction	1	1.43%
735 - Alarm system sounded due to malfunction	4	5.71%
743 - Smoke detector activation, no fire - unintentional	1	1.43%
744 - Detector activation, no fire - unintentional	3	4.29%
745 - Alarm system activation, no fire - unintentional	13	18.57%
<b>TOTAL INCIDENTS:</b>	<b>70</b>	<b>100%</b>

Only REVIEWED and/or LOCKED IMPORTED incidents are included. Summary results for a major incident type are not displayed if the count is zero.

**SOUTH WHITEHALL TOWNSHIP POLICE DEPARTMENT  
SEPTEMBER 2023 DEPARTMENTAL STATISTICS**

<b>September</b>	<b>2023</b>	<b>2022</b>	<b>+/-</b>	<b>%</b>	
Reports	1293	1190	103	9%	↑
Criminal Offenses	102	86	16	19%	↑
Arrests & CJP	49	45	4	9%	↑
Citations	115	96	19	20%	↓
Warnings	53	112	-59	-53%	↓



<b>YTD</b>	<b>2023</b>	<b>2022</b>	<b>+/-</b>	<b>%</b>	
Reports	11569	10201	1368	13%	↑
Criminal Offenses	879	769	110	14%	↑
Arrests & CJP	377	342	35	10%	↑
Citations	1162	1017	145	14%	↑
Warnings	2004	1723	281	16%	↑

<b>Sept 3 Year Avg.</b>	<b>2023</b>	<b>2022</b>	<b>2021</b>	<b>3 Year Avg.</b>	<b>2023 Diff</b>	<b>%</b>	
Reports	1293	1190	1101	1194.67	98.33	8%	↑
Criminal Offenses	102	86	86	91.33	10.67	12%	↑
Arrests & CJP	49	45	43	45.67	3.33	7%	↓
Citations	115	96	156	122.33	-7.33	-6%	↓
Warnings	53	112	234	133.00	-80.00	-60%	↓

<b>YTD 3 Year Avg.</b>	<b>2023</b>	<b>2022</b>	<b>2021</b>	<b>3 Year Avg.</b>	<b>2023 Diff</b>	<b>%</b>	
Reports	11569	10201	10927	10899.00	670.00	6%	↑
Criminal Offenses	879	769	619	755.67	123.33	16%	↑
Arrests & CJP	377	342	286	335.00	42.00	13%	↑
Citations	1162	1017	1228	1135.67	26.33	2%	↑
Warnings	2004	1723	1863	1863.33	140.67	8%	↑

<b>YTD Citations Compared To Warnings</b>	
<b>2023</b>	<b>37%</b>
ALL 2022	39%
ALL 2021	40%
ALL 2020	40%
ALL 2019	49%
ALL 2018	53%
ALL 2017	64%
ALL 2016	64%

# Cetronia Fire Dept.

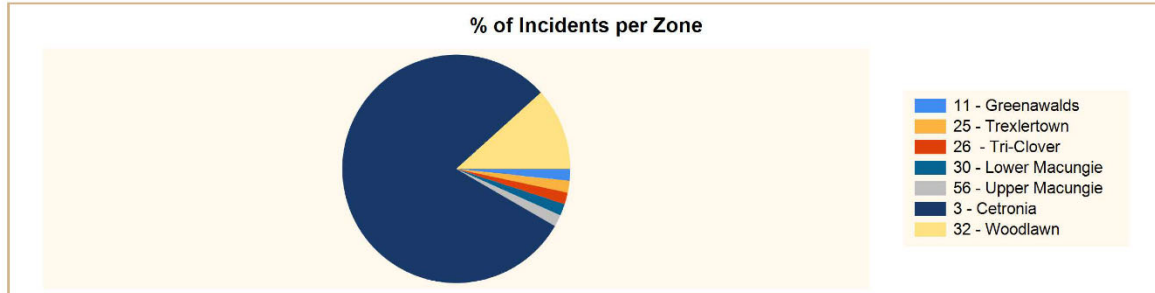
Allentown, PA

This report was generated on 10/22/2023 11:41:15 AM



## Count of Incidents by Incident Type per Zone

Incident Status: Reviewed | Start Date: 09/01/2023 | End Date: 09/30/2023



INCIDENT TYPE	# INCIDENTS	% of TOTAL
<b>11 - Greenawalds</b>		
611 - Dispatched & cancelled en route	1	1.67%
Zone: 11 - Greenawalds Total Incident:	1	1.67%
<b>25 - Trexlertown</b>		
611 - Dispatched & cancelled en route	1	1.67%
Zone: 25 - Trexlertown Total Incident:	1	1.67%
<b>26 - Tri-Clover</b>		
611 - Dispatched & cancelled en route	1	1.67%
Zone: 26 - Tri-Clover Total Incident:	1	1.67%
<b>3 - Cetronia</b>		
111 - Building fire	1	1.67%
113 - Cooking fire, confined to container	2	3.33%
142 - Brush or brush-and-grass mixture fire	1	1.67%
300 - Rescue, EMS incident, other	1	1.67%
311 - Medical assist, assist EMS crew	11	18.33%
322 - Motor vehicle accident with injuries	2	3.33%
411 - Gasoline or other flammable liquid spill	1	1.67%
413 - Oil or other combustible liquid spill	1	1.67%
440 - Electrical wiring/equipment problem, other	2	3.33%
441 - Heat from short circuit (wiring), defective/worn	1	1.67%
463 - Vehicle accident, general cleanup	2	3.33%
554 - Assist invalid	8	13.33%
611 - Dispatched & cancelled en route	4	6.67%
735 - Alarm system sounded due to malfunction	1	1.67%
736 - CO detector activation due to malfunction	1	1.67%
743 - Smoke detector activation, no fire - unintentional	6	10.00%
744 - Detector activation, no fire - unintentional	1	1.67%
745 - Alarm system activation, no fire - unintentional	1	1.67%

Report shows count of incidents for Status selected.

**EMERGENCY REPORTING**  
 emergencyreporting.com  
 Doc Id: 1390  
 Page # 1 of 2

746 - Carbon monoxide detector activation, no CO	1	1.67%
Zone: 3 - Cetronia Total Incident:	48	80.00%
<b>30 - Lower Macungie</b>		
611 - Dispatched & cancelled en route	1	1.67%
Zone: 30 - Lower Macungie Total Incident:	1	1.67%
<b>32 - Woodlawn</b>		
200 - Overpressure rupture, explosion, overheat other	1	1.67%
441 - Heat from short circuit (wiring), defective/worn	1	1.67%
611 - Dispatched & cancelled en route	4	6.67%
711 - Municipal alarm system, malicious false alarm	1	1.67%
Zone: 32 - Woodlawn Total Incident:	7	11.67%
<b>56 - Upper Macungie</b>		
652 - Steam, vapor, fog or dust thought to be smoke	1	1.67%
Zone: 56 - Upper Macungie Total Incident:	1	1.67%
<b>TOTAL INCIDENTS FOR ALL ZONES:</b>	<b>60</b>	<b>100%</b>

Report shows count of incidents for Status selected.