

**TOWNSHIP OF SOUTH WHITEHALL
LEHIGH COUNTY, PENNSYLVANIA**

PUBLIC SAFETY COMMISSION

PUBLIC MEETING

MINUTES

September 11, 2023

A Public Meeting of the South Whitehall Township Public Safety Commission was held on the above date in the Township Municipal Building located at 4444 Walbert Avenue, Allentown, Lehigh County, Pennsylvania.

Members attending were:

Thomas Yezerski, Chairman
Richard Snyder, Vice Chairman
Ricardo Diaz, Chief, Cetronia Fire Company
Andrew Garger, Chief, Greenawalds Fire Department
Jeff Kelly, Emergency Management Coordinator
Robert Mateff, Chief Executive Officer, Cetronia Ambulance Corp.
Dr. Tony Naradko, Parkland School District
Chris Peischl, At Large Member
Barry Search, Chief, Woodlawn Fire Department
Michael Smith, At Large Member

Board of Commissioner Members attending were:

Monica Hodges
Diane Kelly

Others attending were:

None.

Township Staff attending were:

Herb Bender, Director of Township Operations
John Frantz, Fire Marshal
Thomas Petrucci, Township Manager

AGENDA ITEM #1 - CALL TO ORDER

The meeting was called to order at 7:05 p.m.

Chairman Yezerski led a moment of silence for those who perished in attacks of September 11, 2001.

AGENDA ITEM #2 - APPROVAL OF MINUTES

The minutes of August 7, 2023 were approved as submitted.

AGENDA ITEM #3 - OLD BUSINESS

None.

AGENDA ITEM #4 – COURTESY OF THE FLOOR

A. Comfort Dog Toys

Coordinator Kelly presented the idea of the emergency services distributing toy fire and police dogs to children at critical incidents. The toys are available on Amazon, and a Township employee has indicated a donation of \$200 to start funding for the project.

The members of the Commission were in agreement with distributing these toys to children at emergency scenes. They agreed to request the Board of Commissioners to explore they idea of purchasing these toys for future distribution.

B. Emergency Services Reports

Members of the Commission indicated that they desired to hear more data presented as part of the reports including response times, mutual aid calls responded to outside of the township and mutual aid necessitated by outside agencies covering for township agencies, and the emergency alarm ordinance program status and data. There is a concern that our emergency services agency's ability to handle calls within the township may be hindered by them running mutual aid outside of the township.

AGENDA ITEM #5 - NEW BUSINESS

A. Commissioner's Report

Commissioner Kelly commended the emergency services and the township public works and administrative departments for their actions during the significant storm event on the evening of August 7, 2023.

B. Fire Companies Report

Chief Diaz reported that Cetronia responded to eighty-seven calls for the month of August 2023. Fifteen of those responses were related to the August 7, 2023 storm.

Chief Garger reported that Greenawalds responded to one hundred and twenty-three calls for the month of August 2023. Forty-two of those responses were related to the August 7, 2023 storm.

Chief Neas submitted the response reports via email for Tri-Clover for the month of August 2023 and year-to-date 2023. They are included as attachments to these minutes. Tri-Clover responded to forty-two calls for the month of August 2023 and two-hundred and twenty-eight calls year-to-date 2023.

Chief Search submitted the response report for Woodlawn for the month of August 2023. It is included as an attachment to these minutes. Woodlawn responded to one hundred and thirty-five calls for the month of August 2023.

C. Fire Commissioner Report

None.

D. Emergency Management Team Report

Coordinator Kelly indicated that the Township Emergency Operations Center (EOC) was staffed following a severe storm on the evening of August 7, 2023. Most calls for service were routed through the EOC instead of through Lehigh County Communications Center. This aided in both the Communications Center and our township and emergency services in operating more efficiently. A Google mapping program will be looked at for future use during these types of events.

The active aggressor drill was held on August 9, 2023 at the Orefield Middle School. The after-action report is expected to be completed this month and will be disseminated once it is completed.

The Township Family Safety Day event scheduled for September 9, 2023 was cancelled due to a forecast of inclement weather.

The next Township emergency Management meeting will be held on September 14, 2023.

The Limerick Generating Station Drill will be held on September 26, 2023.

Sunoco will be testing their pipeline that crosses the Township this month. This is the pipeline that is located along the property of the Joint Operations Center.

The Lehigh County Hazard Mitigation Plan is in the process of being updated. The public can make comments on the plan through a website link posted on the Township website.

E. Police Report

Chief Dorney submitted the police report via email for August 2023. It is included as an attachment to these minutes.

F. Emergency Medical Services Report

Chief Executive Officer Mateff reported that Cetronia responded to three-hundred and seventy-six calls for the month of August 2023. Nine of those calls were handled by mutual aid providers. The average response time was ten minutes, and an average of fifty-three minutes were spent on each call.

G. Parkland School District Report

Dr. Naradko indicated that Parkland will be closed 9/25/23, homecoming is 10/13/23, the fall play is 10/7/23-10/8/23, and the family show is 11/18/23-11/19/23. The next Parkland Emergency Management meeting is scheduled for 10/5/23.

H. Subdivision Review

1. Proposed St. Paul Antiochian Orthodox Church, Major Plan 2023-104

Mr. Frantz indicated that this is a sketch plan, not a full plan submission. The Commission made the following recommendations to the plan.

- a. A complete set of plans for the subdivision should be submitted for review by the Commission.

- b. A second fire hydrant complying with the SALDO distance requirement to buildings should be provided.
- c. The traffic circulation lanes around the building should be a minimum width of twenty feet.
- d. Fire lanes should be proposed for the paved areas near the building.

I. Address Assignments

AGENDA ITEM #6 - ADJOURNMENT

The meeting was adjourned at 7:32 p.m.

ADOPTED THIS DATE:

ATTEST:

Secretary

Chairman

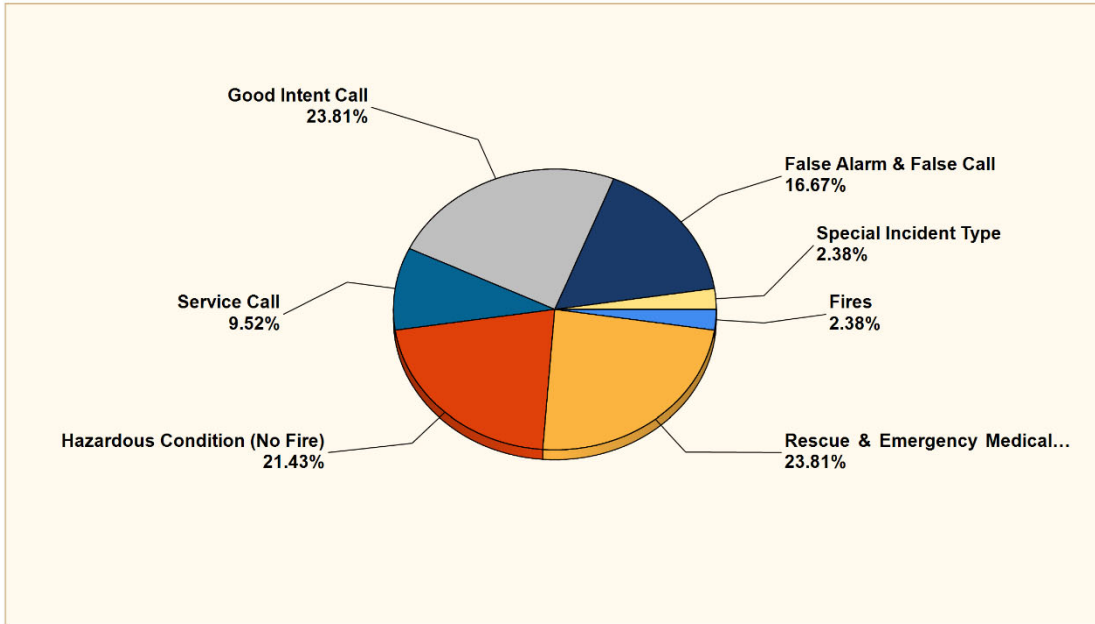
Tri Clover Fire Company

Orefield, PA

This report was generated on 9/8/2023 10:02:03 AM

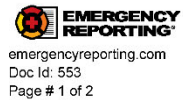
Breakdown by Major Incident Types for Date Range

Zone(s): All Zones | Start Date: 08/01/2023 | End Date: 08/31/2023



MAJOR INCIDENT TYPE	# INCIDENTS	% of TOTAL
Fires	1	2.38%
Rescue & Emergency Medical Service	10	23.81%
Hazardous Condition (No Fire)	9	21.43%
Service Call	4	9.52%
Good Intent Call	10	23.81%
False Alarm & False Call	7	16.67%
Special Incident Type	1	2.38%
TOTAL	42	100%

Only REVIEWED and/or LOCKED IMPORTED incidents are included. Summary results for a major incident type are not displayed if the count is zero.



Detailed Breakdown by Incident Type		
INCIDENT TYPE	# INCIDENTS	% of TOTAL
111 - Building fire	1	2.38%
311 - Medical assist, assist EMS crew	8	19.05%
322 - Motor vehicle accident with injuries	1	2.38%
352 - Extrication of victim(s) from vehicle	1	2.38%
440 - Electrical wiring/equipment problem, other	1	2.38%
444 - Power line down	5	11.9%
445 - Arcing, shorted electrical equipment	1	2.38%
463 - Vehicle accident, general cleanup	2	4.76%
520 - Water problem, other	1	2.38%
551 - Assist police or other governmental agency	1	2.38%
553 - Public service	2	4.76%
611 - Dispatched & cancelled en route	9	21.43%
622 - No incident found on arrival at dispatch address	1	2.38%
735 - Alarm system sounded due to malfunction	1	2.38%
736 - CO detector activation due to malfunction	1	2.38%
745 - Alarm system activation, no fire - unintentional	4	9.52%
746 - Carbon monoxide detector activation, no CO	1	2.38%
900 - Special type of incident, other	1	2.38%
TOTAL INCIDENTS:	42	100%

Only REVIEWED and/or LOCKED IMPORTED incidents are included. Summary results for a major incident type are not displayed if the count is zero.

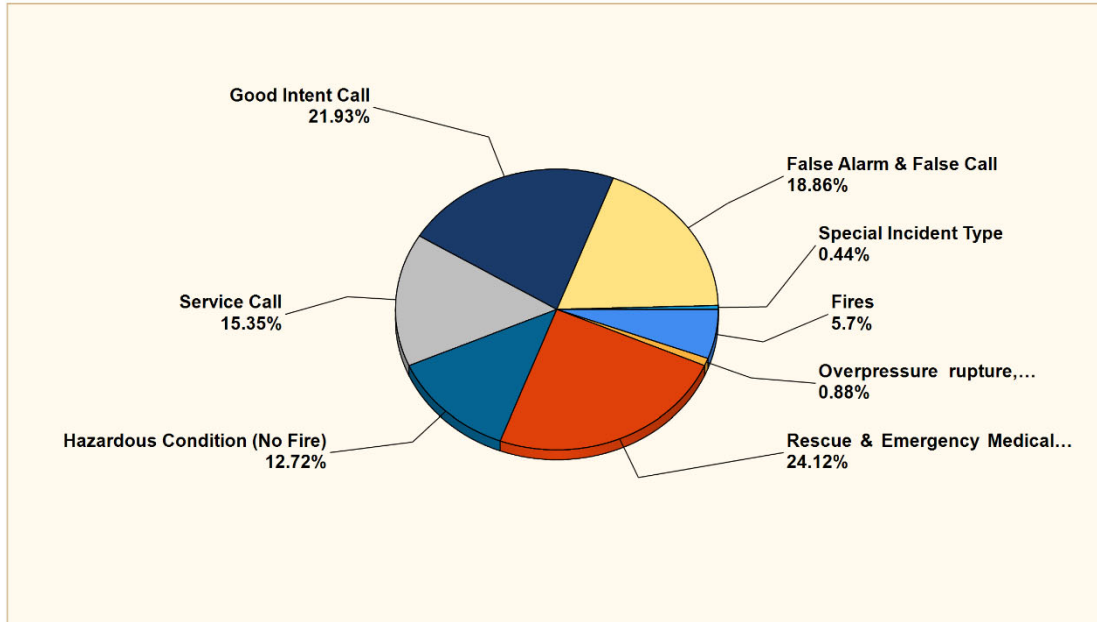
Tri Clover Fire Company

Orefield, PA

This report was generated on 9/8/2023 10:03:41 AM

Breakdown by Major Incident Types for Date Range

Zone(s): All Zones | Start Date: 01/01/2023 | End Date: 12/31/2023



MAJOR INCIDENT TYPE	# INCIDENTS	% of TOTAL
Fires	13	5.7%
Overpressure rupture, explosion, overheating - no fire	2	0.88%
Rescue & Emergency Medical Service	55	24.12%
Hazardous Condition (No Fire)	29	12.72%
Service Call	35	15.35%
Good Intent Call	50	21.93%
False Alarm & False Call	43	18.86%
Special Incident Type	1	0.44%
TOTAL	228	100%

Only REVIEWED and/or LOCKED IMPORTED incidents are included. Summary results for a major incident type are not displayed if the count is zero.

Detailed Breakdown by Incident Type		
INCIDENT TYPE	# INCIDENTS	% of TOTAL
111 - Building fire	6	2.63%
113 - Cooking fire, confined to container	1	0.44%
116 - Fuel burner/boiler malfunction, fire confined	1	0.44%
132 - Road freight or transport vehicle fire	2	0.88%
142 - Brush or brush-and-grass mixture fire	1	0.44%
151 - Outside rubbish, trash or waste fire	1	0.44%
161 - Outside storage fire	1	0.44%
251 - Excessive heat, scorch burns with no ignition	2	0.88%
300 - Rescue, EMS incident, other	1	0.44%
311 - Medical assist, assist EMS crew	34	14.91%
321 - EMS call, excluding vehicle accident with injury	3	1.32%
322 - Motor vehicle accident with injuries	13	5.7%
324 - Motor vehicle accident with no injuries.	1	0.44%
352 - Extrication of victim(s) from vehicle	3	1.32%
412 - Gas leak (natural gas or LPG)	3	1.32%
440 - Electrical wiring/equipment problem, other	2	0.88%
442 - Overheated motor	1	0.44%
444 - Power line down	10	4.39%
445 - Arcing, shorted electrical equipment	3	1.32%
463 - Vehicle accident, general cleanup	10	4.39%
510 - Person in distress, other	1	0.44%
520 - Water problem, other	1	0.44%
550 - Public service assistance, other	4	1.75%
551 - Assist police or other governmental agency	18	7.89%
553 - Public service	9	3.95%
561 - Unauthorized burning	2	0.88%
611 - Dispatched & cancelled en route	42	18.42%
622 - No incident found on arrival at dispatch address	7	3.07%
651 - Smoke scare, odor of smoke	1	0.44%
731 - Sprinkler activation due to malfunction	1	0.44%
735 - Alarm system sounded due to malfunction	10	4.39%
736 - CO detector activation due to malfunction	2	0.88%
743 - Smoke detector activation, no fire - unintentional	2	0.88%
744 - Detector activation, no fire - unintentional	1	0.44%
745 - Alarm system activation, no fire - unintentional	26	11.4%
746 - Carbon monoxide detector activation, no CO	1	0.44%
900 - Special type of incident, other	1	0.44%
TOTAL INCIDENTS:	228	100%

Only REVIEWED and/or LOCKED IMPORTED incidents are included. Summary results for a major incident type are not displayed if the count is zero.

Woodlawn Fire Department

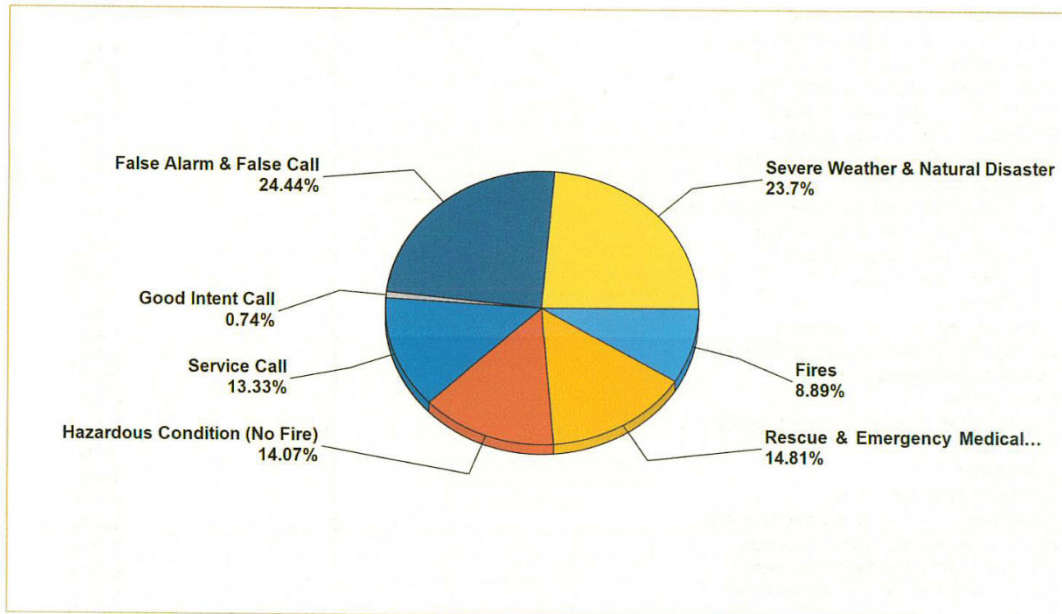
Allentown, PA

This report was generated on 9/10/2023 8:47:23 PM



Breakdown by Major Incident Types for Date Range

Zone(s): All Zones | Start Date: 08/01/2023 | End Date: 08/31/2023



MAJOR INCIDENT TYPE	# INCIDENTS	% of TOTAL
Fires	12	8.89%
Rescue & Emergency Medical Service	20	14.81%
Hazardous Condition (No Fire)	19	14.07%
Service Call	18	13.33%
Good Intent Call	1	0.74%
False Alarm & False Call	33	24.44%
Severe Weather & Natural Disaster	32	23.7%
TOTAL	135	100%

Only REVIEWED and/or LOCKED IMPORTED incidents are included. Summary results for a major incident type are not displayed if the count is zero.

EMERGENCY REPORTING
 emergencyreporting.com
 Doc Id: 553
 Page # 1 of 2

Detailed Breakdown by Incident Type		
INCIDENT TYPE	# INCIDENTS	% of TOTAL
111 - Building fire	8	5.93%
132 - Road freight or transport vehicle fire	1	0.74%
142 - Brush or brush-and-grass mixture fire	2	1.48%
151 - Outside rubbish, trash or waste fire	1	0.74%
311 - Medical assist, assist EMS crew	2	1.48%
320 - Emergency medical service, other	1	0.74%
321 - EMS call, excluding vehicle accident with injury	6	4.44%
322 - Motor vehicle accident with injuries	5	3.7%
323 - Motor vehicle/pedestrian accident (MV Ped)	1	0.74%
324 - Motor vehicle accident with no injuries.	1	0.74%
352 - Extrication of victim(s) from vehicle	3	2.22%
353 - Removal of victim(s) from stalled elevator	1	0.74%
400 - Hazardous condition, other	1	0.74%
410 - Combustible/flammable gas/liquid condition, other	1	0.74%
411 - Gasoline or other flammable liquid spill	2	1.48%
413 - Oil or other combustible liquid spill	1	0.74%
424 - Carbon monoxide incident	4	2.96%
444 - Power line down	2	1.48%
445 - Arcing, shorted electrical equipment	2	1.48%
461 - Building or structure weakened or collapsed	1	0.74%
463 - Vehicle accident, general cleanup	5	3.7%
542 - Animal rescue	1	0.74%
551 - Assist police or other governmental agency	10	7.41%
553 - Public service	5	3.7%
554 - Assist invalid	2	1.48%
631 - Authorized controlled burning	1	0.74%
733 - Smoke detector activation due to malfunction	2	1.48%
735 - Alarm system sounded due to malfunction	3	2.22%
736 - CO detector activation due to malfunction	1	0.74%
741 - Sprinkler activation, no fire - unintentional	2	1.48%
743 - Smoke detector activation, no fire - unintentional	1	0.74%
744 - Detector activation, no fire - unintentional	5	3.7%
745 - Alarm system activation, no fire - unintentional	19	14.07%
800 - Severe weather or natural disaster, other	31	22.96%
815 - Severe weather or natural disaster standby	1	0.74%
TOTAL INCIDENTS:	135	100%

Only REVIEWED and/or LOCKED IMPORTED incidents are included. Summary results for a major incident type are not displayed if the count is zero.

**SOUTH WHITEHALL TOWNSHIP POLICE DEPARTMENT
AUGUST 2023 DEPARTMENTAL STATISTICS**

August	2023	2022	+/-	%	
Reports	1270	1157	113	10%	↑
Criminal Offenses	101	87	14	16%	↑
Arrests & CJP	40	48	-8	-17%	↓
Citations	85	154	-69	-45%	↓
Warnings	119	143	-24	-17%	↓



YTD	2023	2022	+/-	%	
Reports	10275	9008	1267	14%	↑
Criminal Offenses	817	683	134	20%	↑
Arrests & CJP	324	297	47	9%	↑
Citations	1047	921	126	14%	↑
Warnings	1951	1611	340	21%	↑

Aug 3 Year Avg.	2023	2022	2021	3 Year Avg.	2023 Diff	%	
Reports	1270	1157	1257	1228.00	42.00	3%	↑
Criminal Offenses	101	87	106	98.00	3.00	3%	↑
Arrests & CJP	40	48	46	44.67	-4.67	-10%	↓
Citations	85	154	143	127.33	-42.33	-33%	↓
Warnings	119	143	172	144.67	-25.67	-18%	↓

YTD 3 Year Avg.	2023	2022	2021	3 Year Avg.	2023 Diff	%	
Reports	10275	9008	9826	9703.00	572.00	6%	↑
Criminal Offenses	817	683	533	677.67	139.33	21%	↑
Arrests & CJP	324	297	243	288.00	36.00	13%	↑
Citations	1047	921	1072	1013.33	33.67	3%	↑
Warnings	1951	1611	1629	1730.33	220.67	13%	↑

YTD Citations Compared To Warnings	
2023	35%
ALL 2022	39%
ALL 2021	40%
ALL 2020	40%
ALL 2019	49%
ALL 2018	53%
ALL 2017	64%
ALL 2016	64%