

**TOWNSHIP OF SOUTH WHITEHALL
LEHIGH COUNTY, PENNSYLVANIA**

PUBLIC SAFETY COMMISSION

PUBLIC MEETING

MINUTES

August 7, 2023

A Public Meeting of the South Whitehall Township Public Safety Commission was held on the above date in the Township Municipal Building located at 4444 Walbert Avenue, Allentown, Lehigh County, Pennsylvania.

Members attending were:

Thomas Yezerski, Chairman
Richard Snyder, Vice Chairman
Glen Dorney, Chief, Police Department
Andrew Garger, Chief, Greenawalds Fire Department
Jeff Kelly, Emergency Management Coordinator
Dr. Tony Naradko, Parkland School District
Brian Neas, Chief, Tri-Clover Fire Company
Chris Peischl, At Large Member
Barry Search, Chief, Woodlawn Fire Department

Board of Commissioner Members attending were:

Monica Hodges
Diane Kelly
David Kennedy

Others attending were:

None.

Township Staff attending were:

Herb Bender, Director of Township Operations
John Frantz, Fire Marshal
Thomas Petrucci, Township Manager

AGENDA ITEM #1 - CALL TO ORDER

The meeting was called to order at 7:00 p.m.

AGENDA ITEM #2 - APPROVAL OF MINUTES

The minutes of July 3, 2023 were approved as submitted.

AGENDA ITEM #3 - OLD BUSINESS

None.

AGENDA ITEM #4 – COURTESY OF THE FLOOR

A. Use of Fire Police for Dorney Park Traffic Control

Mr. Peischl inquired why Dorney Park relies consistently for fire police support when park personnel can predict the dates of heavy attendance in advance. Knowing high-attendance day in advance, the Park could provide private traffic support instead of burdening volunteer fire police.

Manager Petrucci has met with representatives from Dorney Park concerning this issue. In the short term, they are looking to identify possible high-attendance days in advance in order to provide a sufficient time warning to township personnel. They are also revising internal traffic patterns and parking policies to get vehicles into the parking lot faster. The topic of hiring a third-party traffic management firm to help with parking is being discussed with Park management.

B. Non-Agenda Item – Route 309 Construction

It was inquired as to if the upcoming PA Route 309 construction project in South and North Whitehall Townships would have an effect on safety and have any actions required by the Commission.

PENNDOT has scheduled an informational meeting for August 8, 2023 concerning the project. More information will be known after that meeting.

AGENDA ITEM #5 - NEW BUSINESS

A. Commissioner's Report

None.

B. Fire Companies Report

Chief Diaz submitted the response report via email for Cetronia for the month of July 2023. It is included as an attachment to these minutes.

Chief Garger reported that Greenawalds responded to sixty-eight calls for the month of July 2023.

Chief Neas submitted the response reports via email for Tri-Clover for the month of July 2023 and year-to-date 2023. They are included as attachments to these minutes. Tri-Clover responded to thirty-eight calls for the month of July 2023 and one hundred and forty-eight calls year-to-date 2023.

Chief Search submitted the response report for Woodlawn for the month of July 2023. It is included as an attachment to these minutes. Woodlawn responded to seventy calls for the month of July 2023.

C. Fire Commissioner Report

None.

D. Emergency Management Team Report

Coordinator Kelly reported that the Dorney Park EOP is complete and has been placed into Dropbox for dissemination.

Emergency Management Team member Sandi Herman has received Municipal Staff Member certification from PEMA.

An active-aggressor drill will be held at the Orefield Middle School on August 9, 2023.

Signs have been posted and social media posts have been made for the Family Safety Day on Saturday September 9, 2023.

E. Police Report

Chief Dorney reported that the Police responded to one thousand, one hundred and seventy-eight calls, had one hundred and five reported crimes, issued one hundred and two citations and one hundred and forty-nine warnings, and made thirty-six arrests for the month of July 2023. They have responded to nine-thousand and four calls year-to-date 2023.

The Lehigh County Police Consortium police officer examination is currently open for applications.

F. Emergency Medical Services Report

Chief Executive Officer Mateff provided reports via email for Cetronia for the months of May, June, and July 2023. They are included as attachments to these minutes.

G. Parkland School District Report

Dr. Naradko indicated that bus assignments have been completed, Middle School orientation will be on August 24, 2023, High School orientation will be on August 23, 2023, and the first day of school will be on August 28, 2023.

H. Subdivision Review

1. Proposed Commercial Development 1810 PA Route 309, Major Plan 2020-103

Mr. Frantz indicated that this is a resubmitted sketch plan incorporating comments received from PENNDOT.

The Commission made the recommendation that a review should be performed on the full set of plans when they are submitted to the Township.

I. Address Assignments

None.

AGENDA ITEM #6 - ADJOURNMENT

The meeting was adjourned at 7:22 p.m.

ADOPTED THIS DATE:

ATTEST:

Secretary

Chairman

Cetronia Fire Dept.

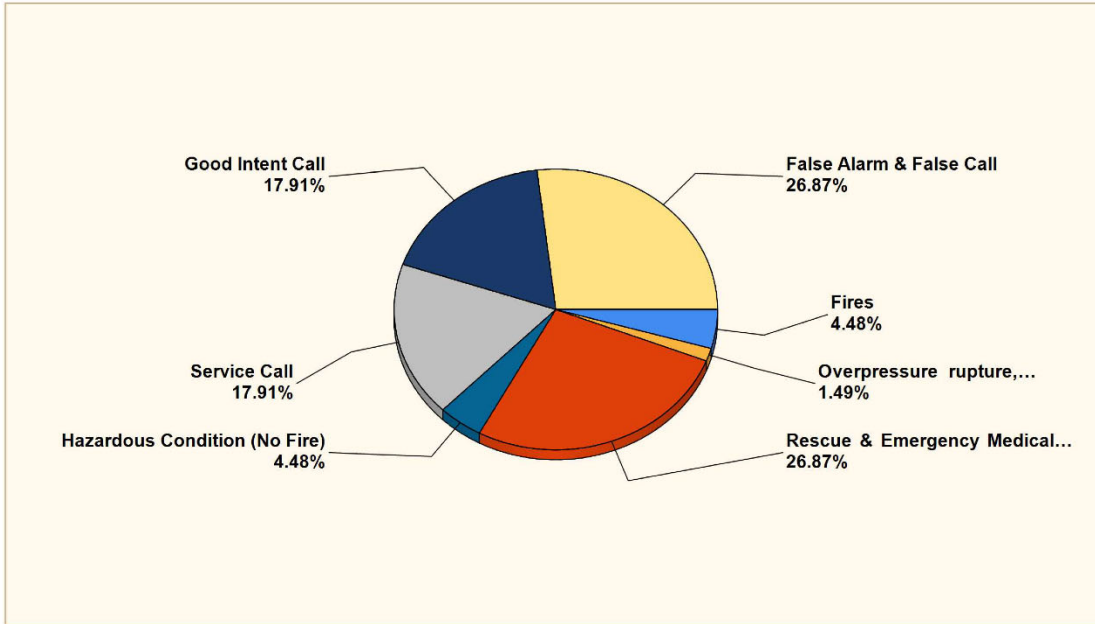
Allentown, PA

This report was generated on 8/7/2023 12:18:43 PM



Breakdown by Major Incident Types for Date Range

Zone(s): All Zones | Start Date: 07/01/2023 | End Date: 07/31/2023



MAJOR INCIDENT TYPE	# INCIDENTS	% of TOTAL
Fires	3	4.48%
Overpressure rupture, explosion, overhear - no fire	1	1.49%
Rescue & Emergency Medical Service	18	26.87%
Hazardous Condition (No Fire)	3	4.48%
Service Call	12	17.91%
Good Intent Call	12	17.91%
False Alarm & False Call	18	26.87%
TOTAL	67	100%

Only REVIEWED and/or LOCKED IMPORTED incidents are included. Summary results for a major incident type are not displayed if the count is zero.

EMERGENCY REPORTING
 emergencyreporting.com
 Doc Id: 553
 Page # 1 of 2

Detailed Breakdown by Incident Type		
INCIDENT TYPE	# INCIDENTS	% of TOTAL
111 - Building fire	1	1.49%
116 - Fuel burner/boiler malfunction, fire confined	1	1.49%
131 - Passenger vehicle fire	1	1.49%
223 - Air or gas rupture of pressure or process vessel	1	1.49%
311 - Medical assist, assist EMS crew	15	22.39%
322 - Motor vehicle accident with injuries	3	4.48%
412 - Gas leak (natural gas or LPG)	1	1.49%
440 - Electrical wiring/equipment problem, other	1	1.49%
442 - Overheated motor	1	1.49%
542 - Animal rescue	1	1.49%
551 - Assist police or other governmental agency	7	10.45%
554 - Assist invalid	4	5.97%
600 - Good intent call, other	2	2.99%
611 - Dispatched & cancelled en route	4	5.97%
622 - No incident found on arrival at dispatch address	4	5.97%
651 - Smoke scare, odor of smoke	1	1.49%
671 - HazMat release investigation w/no HazMat	1	1.49%
733 - Smoke detector activation due to malfunction	2	2.99%
735 - Alarm system sounded due to malfunction	2	2.99%
740 - Unintentional transmission of alarm, other	1	1.49%
743 - Smoke detector activation, no fire - unintentional	7	10.45%
744 - Detector activation, no fire - unintentional	1	1.49%
745 - Alarm system activation, no fire - unintentional	3	4.48%
746 - Carbon monoxide detector activation, no CO	2	2.99%
TOTAL INCIDENTS:	67	100%

Only REVIEWED and/or LOCKED IMPORTED incidents are included. Summary results for a major incident type are not displayed if the count is zero.

Woodlawn Fire Department

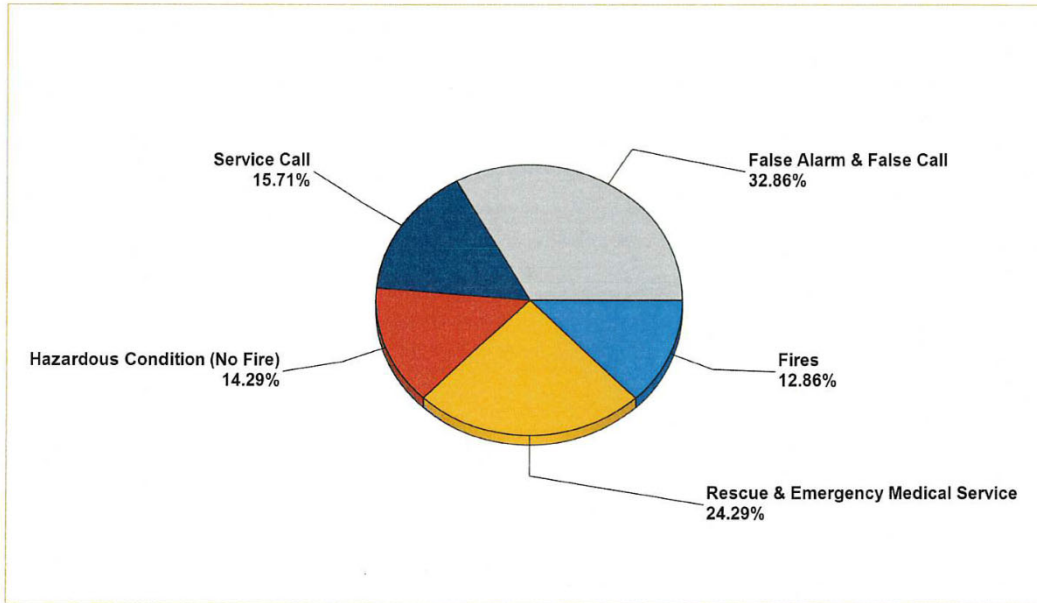
Allentown, PA

This report was generated on 8/7/2023 9:14:30 AM



Breakdown by Major Incident Types for Date Range

Zone(s): All Zones | Start Date: 07/01/2023 | End Date: 07/31/2023



MAJOR INCIDENT TYPE	# INCIDENTS	% of TOTAL
Fires	9	12.86%
Rescue & Emergency Medical Service	17	24.29%
Hazardous Condition (No Fire)	10	14.29%
Service Call	11	15.71%
False Alarm & False Call	23	32.86%
TOTAL	70	100%

Only REVIEWED and/or LOCKED IMPORTED incidents are included. Summary results for a major incident type are not displayed if the count is zero.

 **EMERGENCY REPORTING**
 emergencyreporting.com
 Doc Id: 553
 Page # 1 of 2

Detailed Breakdown by Incident Type		
INCIDENT TYPE	# INCIDENTS	% of TOTAL
111 - Building fire	8	11.43%
113 - Cooking fire, confined to container	1	1.43%
311 - Medical assist, assist EMS crew	4	5.71%
321 - EMS call, excluding vehicle accident with injury	5	7.14%
322 - Motor vehicle accident with injuries	6	8.57%
353 - Removal of victim(s) from stalled elevator	2	2.86%
400 - Hazardous condition, other	3	4.29%
412 - Gas leak (natural gas or LPG)	1	1.43%
420 - Toxic condition, other	1	1.43%
424 - Carbon monoxide incident	1	1.43%
444 - Power line down	2	2.86%
462 - Aircraft standby	1	1.43%
463 - Vehicle accident, general cleanup	1	1.43%
531 - Smoke or odor removal	1	1.43%
551 - Assist police or other governmental agency	8	11.43%
553 - Public service	1	1.43%
571 - Cover assignment, standby, moveup	1	1.43%
733 - Smoke detector activation due to malfunction	1	1.43%
734 - Heat detector activation due to malfunction	1	1.43%
735 - Alarm system sounded due to malfunction	4	5.71%
743 - Smoke detector activation, no fire - unintentional	1	1.43%
744 - Detector activation, no fire - unintentional	3	4.29%
745 - Alarm system activation, no fire - unintentional	13	18.57%
TOTAL INCIDENTS:	70	100%

Only REVIEWED and/or LOCKED IMPORTED incidents are included. Summary results for a major incident type are not displayed if the count is zero.

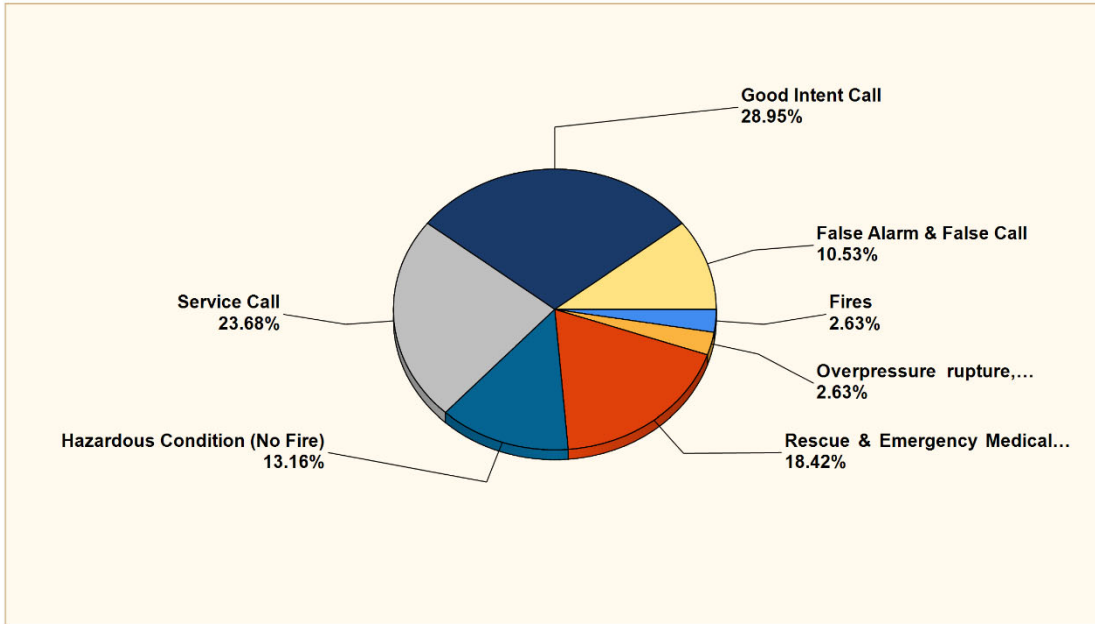
Tri Clover Fire Company

Orefield, PA

This report was generated on 8/2/2023 7:05:34 PM

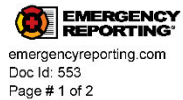
Breakdown by Major Incident Types for Date Range

Zone(s): All Zones | Start Date: 07/01/2023 | End Date: 07/31/2023



MAJOR INCIDENT TYPE	# INCIDENTS	% of TOTAL
Fires	1	2.63%
Overpressure rupture, explosion, overheating - no fire	1	2.63%
Rescue & Emergency Medical Service	7	18.42%
Hazardous Condition (No Fire)	5	13.16%
Service Call	9	23.68%
Good Intent Call	11	28.95%
False Alarm & False Call	4	10.53%
TOTAL	38	100%

Only REVIEWED and/or LOCKED IMPORTED incidents are included. Summary results for a major incident type are not displayed if the count is zero.



Detailed Breakdown by Incident Type		
INCIDENT TYPE	# INCIDENTS	% of TOTAL
111 - Building fire	1	2.63%
251 - Excessive heat, scorch burns with no ignition	1	2.63%
311 - Medical assist, assist EMS crew	6	15.79%
322 - Motor vehicle accident with injuries	1	2.63%
440 - Electrical wiring/equipment problem, other	1	2.63%
444 - Power line down	2	5.26%
463 - Vehicle accident, general cleanup	2	5.26%
550 - Public service assistance, other	3	7.89%
551 - Assist police or other governmental agency	4	10.53%
553 - Public service	1	2.63%
561 - Unauthorized burning	1	2.63%
611 - Dispatched & cancelled en route	10	26.32%
622 - No incident found on arrival at dispatch address	1	2.63%
735 - Alarm system sounded due to malfunction	2	5.26%
736 - CO detector activation due to malfunction	1	2.63%
745 - Alarm system activation, no fire - unintentional	1	2.63%
TOTAL INCIDENTS:	38	100%

Only REVIEWED and/or LOCKED IMPORTED incidents are included. Summary results for a major incident type are not displayed if the count is zero.

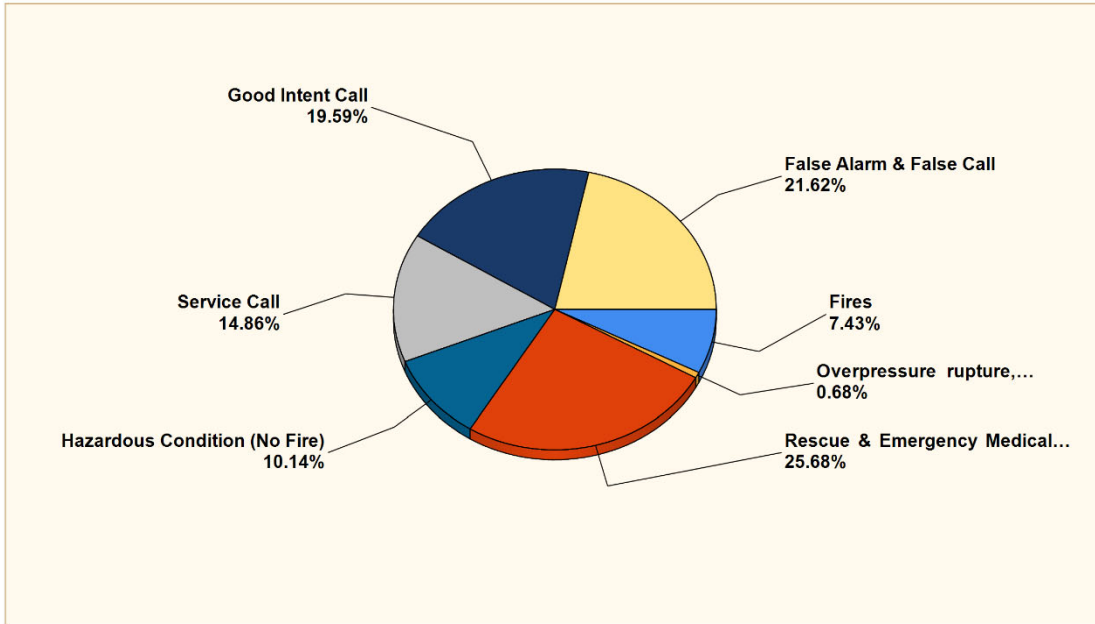
Tri Clover Fire Company

Orefield, PA

This report was generated on 7/10/2023 6:47:41 PM

Breakdown by Major Incident Types for Date Range

Zone(s): All Zones | Start Date: 01/01/2023 | End Date: 12/31/2023




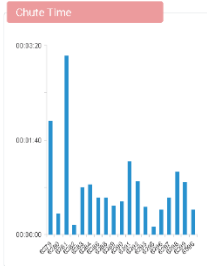
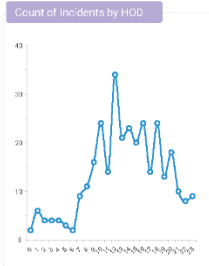
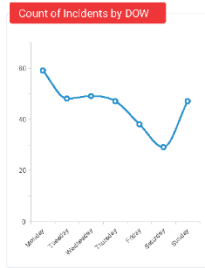
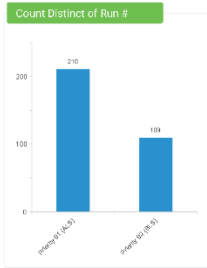
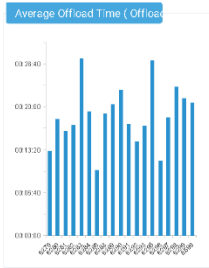
MAJOR INCIDENT TYPE	# INCIDENTS	% of TOTAL
Fires	11	7.43%
Overpressure rupture, explosion, overhear - no fire	1	0.68%
Rescue & Emergency Medical Service	38	25.68%
Hazardous Condition (No Fire)	15	10.14%
Service Call	22	14.86%
Good Intent Call	29	19.59%
False Alarm & False Call	32	21.62%
TOTAL	148	100%

Only REVIEWED and/or LOCKED IMPORTED incidents are included. Summary results for a major incident type are not displayed if the count is zero.

Detailed Breakdown by Incident Type		
INCIDENT TYPE	# INCIDENTS	% of TOTAL
111 - Building fire	4	2.7%
113 - Cooking fire, confined to container	1	0.68%
116 - Fuel burner/boiler malfunction, fire confined	1	0.68%
132 - Road freight or transport vehicle fire	2	1.35%
142 - Brush or brush-and-grass mixture fire	1	0.68%
151 - Outside rubbish, trash or waste fire	1	0.68%
161 - Outside storage fire	1	0.68%
251 - Excessive heat, scorch burns with no ignition	1	0.68%
300 - Rescue, EMS incident, other	1	0.68%
311 - Medical assist, assist EMS crew	20	13.51%
321 - EMS call, excluding vehicle accident with injury	3	2.03%
322 - Motor vehicle accident with injuries	11	7.43%
324 - Motor vehicle accident with no injuries.	1	0.68%
352 - Extrication of victim(s) from vehicle	2	1.35%
412 - Gas leak (natural gas or LPG)	3	2.03%
442 - Overheated motor	1	0.68%
444 - Power line down	3	2.03%
445 - Arcing, shorted electrical equipment	2	1.35%
463 - Vehicle accident, general cleanup	6	4.05%
510 - Person in distress, other	1	0.68%
550 - Public service assistance, other	1	0.68%
551 - Assist police or other governmental agency	13	8.78%
553 - Public service	6	4.05%
561 - Unauthorized burning	1	0.68%
611 - Dispatched & cancelled en route	23	15.54%
622 - No incident found on arrival at dispatch address	5	3.38%
651 - Smoke scare, odor of smoke	1	0.68%
731 - Sprinkler activation due to malfunction	1	0.68%
735 - Alarm system sounded due to malfunction	7	4.73%
743 - Smoke detector activation, no fire - unintentional	2	1.35%
744 - Detector activation, no fire - unintentional	1	0.68%
745 - Alarm system activation, no fire - unintentional	21	14.19%
TOTAL INCIDENTS:	148	100%

Only REVIEWED and/or LOCKED IMPORTED incidents are included. Summary results for a major incident type are not displayed if the count is zero.

District # of Incidents Received																								
	0	1	2	3	4	5	6	7	8	9	10	11	12	13	14	15	16	17	18	19	20	21	22	23
MONDAY	0	1	0	1	1	1	0	1	3	5	5	4	5	2	2	3	5	2	1	0	2	1	3	3
TUESDAY	0	2	2	1	1	0	0	2	4	1	2	4	4	5	4	10	2	2	1	1	1	1	1	1
WEDNESDAY	1	0	0	2	2	1	0	2	2	5	5	2	5	1	5	5	2	3	2	2	2	1	3	1
THURSDAY	0	0	0	1	3	1	0	1	3	3	3	3	4	6	2	1	5	2	1	2	4	2	2	1
FRIDAY	0	1	2	1	3	0	1	3	1	1	2	1	7	3	3	2	2	2	2	3	2	1	8	1
SATURDAY	1	1	0	3	3	3	0	0	3	1	3	2	1	4	1	4	1	6	2	3	3	1	0	0
SUNDAY	3	1	0	3	3	3	1	2	3	1	4	1	4	1	4	1	3	4	1	3	4	2	1	3



Count Distinct of Run # **319**

Distinct Count of Incident # **309**

Late For Pick Up **0**

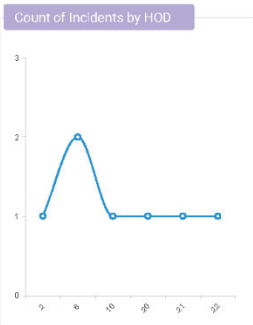
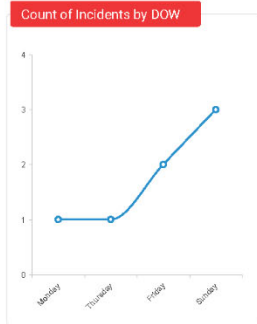
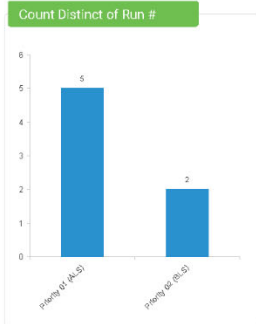


Applied filters:




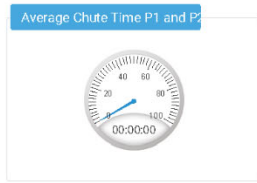
- Area Name
 - SOUTH WHITEHALL
- Priority
 - Priority 01 (ALS)
 - Priority 02 (BLS)
- Unit / Vehicle
 - 6279
 - 6280
 - 6281
 - 6282
 - 6283
 - 6284
 - 6286
 - 6288
 - 6289
 - 6290
 - 6291
 - 6292
 - 6293
 - 6294
 - 6295
 - 6296
 - 6297
 - 6298
 - 6299
 - 8596

Distinct # of Incidents Received		0	1	2	3	4	5	6	7	8	9	10	11	12	13	14	15	16	17	18	19	20	21	22	23
MONDAY		0	0	1	0	0	0	0	0	0	0	0	0	0	0	0	0	0	0	0	0	0	0	0	0
TUESDAY		0	0	0	0	0	0	0	0	0	0	0	0	0	0	0	0	0	0	0	0	0	0	0	0
WEDNESDAY		0	0	0	0	0	0	0	0	0	0	0	0	0	0	0	0	0	0	0	0	0	0	0	0
THURSDAY		0	0	0	0	0	0	0	0	0	0	0	0	0	0	0	0	0	0	0	0	0	0	1	0
FRIDAY		0	0	0	0	0	0	2	0	0	0	0	0	0	0	0	0	0	0	0	0	0	0	0	0
SATURDAY		0	0	0	0	0	0	0	0	0	0	0	0	0	0	0	0	0	0	0	0	0	0	0	0
SUNDAY		0	0	0	0	0	0	0	0	0	0	1	0	0	0	0	0	0	0	0	0	0	1	0	1

Average Offload Time (Offload
No data to display for selected date.



Chute Time
No data to display for selected date.



Count Distinct of Run # **7**

Distinct Count of Incident # **7**

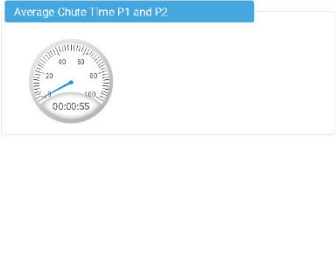
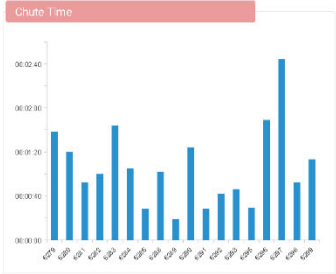
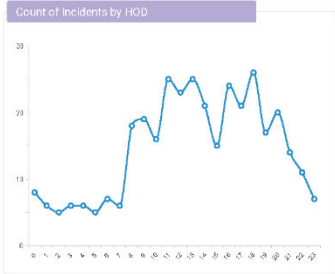
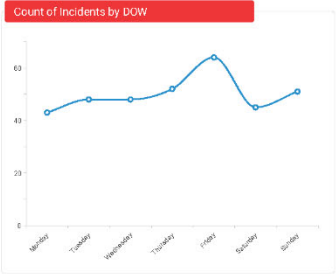
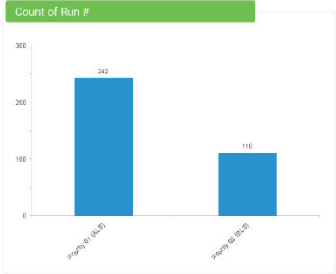
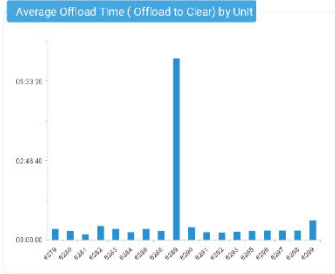
Late For Pick Up **0**



Applied filters:

- Area Name
 - ▣ SOUTH WHITEHALL
- Priority
 - ▣ Priority 01 (ALS)
 - ▣ Priority 02 (BLS)
- Unit / Vehicle
 - ▣ MTC

District # of Incidents Received																								
	0	1	2	3	4	5	6	7	8	9	10	11	12	13	14	15	16	17	18	19	20	21	22	23
MONDAY	0	1	0	0	0	0	0	1	4	2	2	5	2	2	2	3	2	2	3	1	1	1	0	0
TUESDAY	0	0	0	2	0	2	1	1	3	1	2	3	3	2	2	2	3	3	5	1	2	2	3	0
WEDNESDAY	1	1	1	0	3	0	0	0	1	3	2	0	2	2	3	2	7	3	3	1	2	4	2	0
THURSDAY	1	1	2	1	1	2	1	0	2	3	3	1	5	7	2	1	3	2	2	3	2	3	2	1
FRIDAY	2	1	1	1	0	0	2	2	2	7	4	4	7	4	3	3	2	1	4	5	2	1	0	1
SATURDAY	3	1	1	1	1	0	2	0	2	1	3	3	1	2	5	3	2	1	4	1	1	2	2	1
SUNDAY	1	1	0	1	1	1	1	2	4	3	3	4	4	4	4	1	1	5	4	3	5	2	1	4



Count of Run # **352**

Count District of Incident # **330**




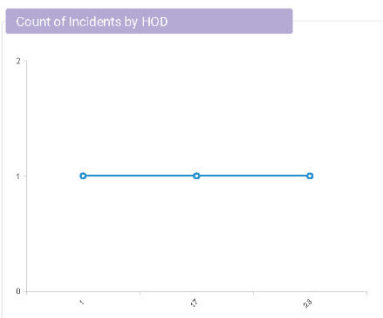
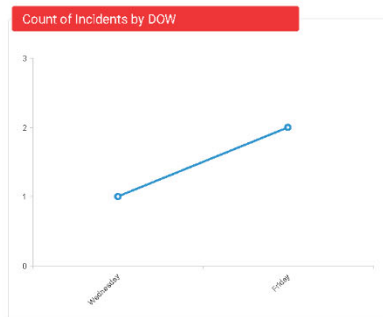
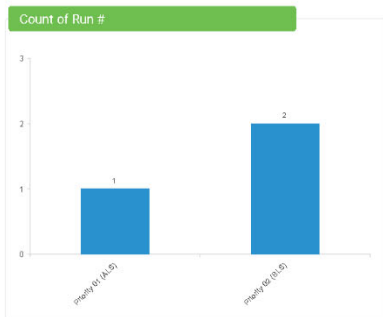
Late For Pick Up **0**



Applied filters:

- Area Name
 - SOUTH WHITEHALL
- Priority
 - Priority 01 (ALS)
 - Priority 02 (BLS)
- Unit / Vehicle
 - 6279
 - 6280
 - 6281
 - 6282
 - 6283
 - 6284
 - 6286
 - 6288
 - 6289
 - 6290
 - 6291
 - 6292
 - 6293
 - 6294
 - 6295
 - 6296
 - 6297
 - 6298
 - 6299

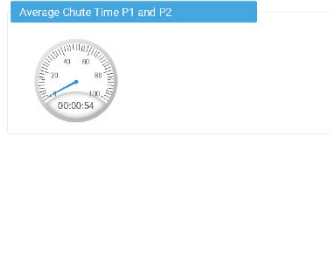
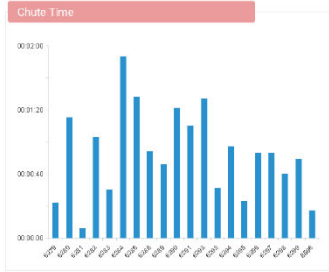
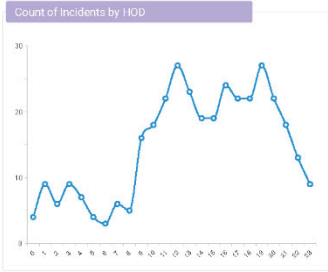
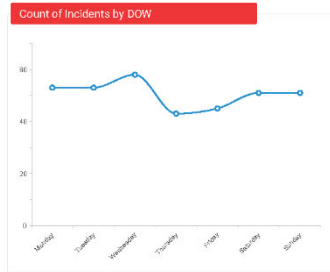
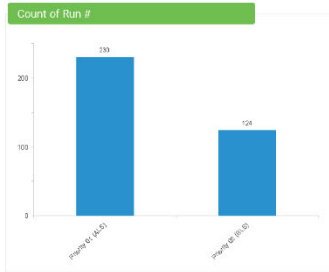
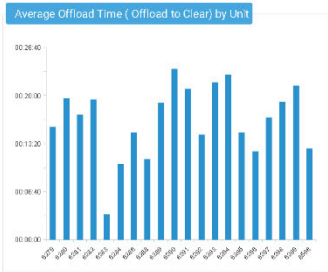
Distinct # of Incidents Received																									
	0	1	2	3	4	5	6	7	8	9	10	11	12	13	14	15	16	17	18	19	20	21	22	23	
MONDAY	0	0	0	0	0	0	0	0	0	0	0	0	0	0	0	0	0	0	0	0	0	0	0	0	
TUESDAY	0	0	0	0	0	0	0	0	0	0	0	0	0	0	0	0	0	0	0	0	0	0	0	0	
WEDNESDAY	0	1	0	0	0	0	0	0	0	0	0	0	0	0	0	0	0	0	0	0	0	0	0	0	
THURSDAY	0	0	0	0	0	0	0	0	0	0	0	0	0	0	0	0	0	0	0	0	0	0	0	0	
FRIDAY	0	0	0	0	0	0	0	0	0	0	0	0	0	0	0	0	0	1	0	0	0	0	0	1	
SATURDAY	0	0	0	0	0	0	0	0	0	0	0	0	0	0	0	0	0	0	0	0	0	0	0	0	
SUNDAY	0	0	0	0	0	0	0	0	0	0	0	0	0	0	0	0	0	0	0	0	0	0	0	0	



Applied filters:

- Area Name
 - SOUTH WHITEHALL
- Priority
 - Priority 01 (ALS)
 - Priority 02 (BLS)
- Unit / Vehicle
 - MTC

District # of Incidents Received																								
	0	1	2	3	4	5	6	7	8	9	10	11	12	13	14	15	16	17	18	19	20	21	22	23
MONDAY	1	2	1	0	2	6	1	2	3	3	2	4	4	3	1	3	7	3	2	3	2	3	1	5
TUESDAY	1	2	0	2	0	0	0	1	0	3	3	3	1	4	1	4	4	5	3	3	3	5	4	6
WEDNESDAY	0	2	3	2	1	0	1	0	2	3	1	2	3	4	3	3	3	1	4	4	5	1	4	0
THURSDAY	1	1	0	2	3	1	0	0	0	3	2	5	2	3	3	1	0	2	3	5	1	3	1	1
FRIDAY	0	1	1	0	0	1	1	0	3	3	2	3	1	3	2	1	3	1	2	3	2	2	3	3
SATURDAY	0	1	0	1	1	0	3	2	2	3	3	3	2	5	2	4	1	5	3	7	3	2	3	1
SUNDAY	1	0	1	2	0	2	3	1	1	1	5	1	2	3	3	2	4	5	3	3	3	3	1	1



Count of Run # **354**

Count District of Incident # **336**

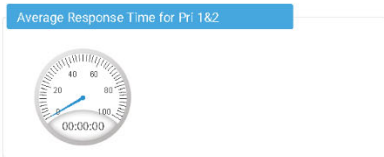

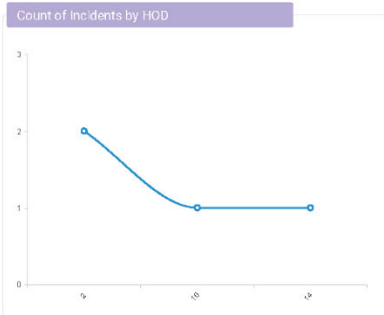
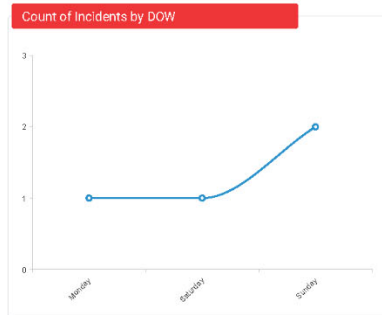
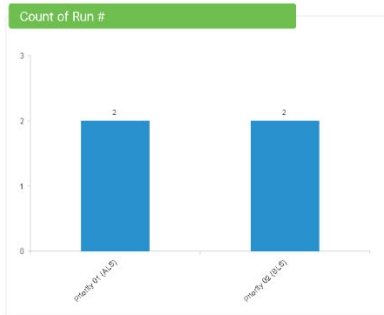
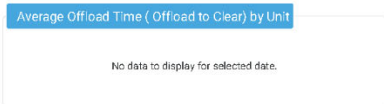
Late For Pick Up **0**



Applied filters:

- Area Name
 - SOUTH WHITEHALL
- Priority
 - Priority 01 (ALS)
 - Priority 02 (BLS)
- Unit / Vehicle
 - 6279
 - 6280
 - 6281
 - 6282
 - 6283
 - 6284
 - 6286
 - 6288
 - 6289
 - 6290
 - 6291
 - 6292
 - 6293
 - 6294
 - 6295
 - 6296
 - 6297
 - 6298
 - 6299
 - 8596

Distinct # of Incidents Received																									
	0	1	2	3	4	5	6	7	8	9	10	11	12	13	14	15	16	17	18	19	20	21	22	23	
MONDAY	0	0	1	0	0	0	0	0	0	0	0	0	0	0	0	0	0	0	0	0	0	0	0	0	
TUESDAY	0	0	0	0	0	0	0	0	0	0	0	0	0	0	0	0	0	0	0	0	0	0	0	0	
WEDNESDAY	0	0	0	0	0	0	0	0	0	0	0	0	0	0	0	0	0	0	0	0	0	0	0	0	
THURSDAY	0	0	0	0	0	0	0	0	0	0	0	0	0	0	0	0	0	0	0	0	0	0	0	0	
FRIDAY	0	0	0	0	0	0	0	0	0	0	0	0	0	0	0	0	0	0	0	0	0	0	0	0	
SATURDAY	0	0	0	0	0	0	0	0	0	0	0	0	0	0	1	0	0	0	0	0	0	0	0	0	
SUNDAY	0	0	1	0	0	0	0	0	0	0	1	0	0	0	0	0	0	0	0	0	0	0	0	0	



Applied filters:

- Area Name
 - SOUTH WHITEHALL
- Priority
 - Priority 01 (ALS)
 - Priority 02 (BLS)
- Unit / Vehicle
 - MTC