

**TOWNSHIP OF SOUTH WHITEHALL
LEHIGH COUNTY, PENNSYLVANIA**

PUBLIC SAFETY COMMISSION

PUBLIC MEETING

MINUTES

May 1, 2023

A Public Meeting of the South Whitehall Township Public Safety Commission was held on the above date in the Township Municipal Building located at 4444 Walbert Avenue, Allentown, Lehigh County, Pennsylvania.

Members attending were:

Thomas Yezerski, Chairman
Richard Snyder, Vice Chairman
Ricardo Diaz, Chief, Cetronia Fire Company
Glen Dorney, Chief, Police Department
Andrew Garger, Chief, Greenawalds Fire Department
Jeff Kelly, Emergency Management Coordinator
Robert Mateff, Chief Executive Officer, Cetronia Ambulance Corp.
Dr. Tony Naradko, Parkland School District
Barry Search, Chief, Woodlawn Fire Department
Michael Smith, At Large Member

Board of Commissioner Members attending were:

Monica Hodges
Diane Kelly
David Kennedy

Others attending were:

None.

Township Staff attending were:

Herb Bender, Director of Township Operations
John Frantz, Fire Marshal
Jason Grozier, Sergeant, Police Department
Thomas Petrucci, Township Manager

AGENDA ITEM #1 - CALL TO ORDER

The meeting was called to order at 7:00 p.m.

AGENDA ITEM #2 - APPROVAL OF MINUTES

The minutes of April 3, 2023 were approved as submitted.

AGENDA ITEM #3 - OLD BUSINESS

Chairman Yezerki indicated that a letter was sent from the Commission to the Board of Commissioners regarding inter-municipality cooperation in seeking safety improvements to U.S. Route 22. A copy of this memo is included as an attachment to these minutes.

Manager Petrucci reported that the traffic analysis on Trexler Boulevard and Highland Street has been completed. The study indicated that Highland Street traffic would be affected by the installation of traffic calming measures on Trexler Boulevard.

A traffic calming policy is scheduled to be presented to the Board of Commissioners for their consideration at their May 17, 2023 meeting.

The residents of the Trexler Boulevard and Highland Street neighborhood will be sent invitations to attend the June 5, 2023 Public Safety Commission meeting. This will provide them with further updates and discussions concerning the installation of traffic calming measures on Trexler Boulevard and Highland Street.

AGENDA ITEM #4 – COURTESY OF THE FLOOR

None.

AGENDA ITEM #5 - NEW BUSINESS

A. Commissioner's Report

None.

B. Fire Companies Report

Chief Diaz reported that Cetronia responded to seventy-three calls for the month of April 2023. Included in these calls were five motor vehicle accidents with rescue and four building fires.

Chief Garger submitted the response reports via email for Greenawalds for the month of April 2023 and year-to-date 2023. They are included as attachments to these minutes. Greenawalds responded to sixty-seven calls for the month of April 2023 and two-hundred and twenty-eight calls year-to-date 2023. Included in these calls were four motor vehicle accidents with rescue, one rope rescue, and ten working fires.

Greenawalds held their annual Easter egg hunt in April.

Chief Neas submitted the response reports via email for Tri-Clover for the month of April 2023 and year-to-date 2023. They are included as attachments to these minutes. Chief Neas was not present at the meeting due to a training class. Mr. Frantz reported that Tri-Clover responded to thirty-two calls for the month of April 2023 and ninety-five calls year-to-date 2023.

Chief Search submitted the response report for Woodlawn for the month of April 2023. It is included as an attachment to these minutes. Woodlawn responded to eighty calls for the month of April 2023.

C. Fire Commissioner Report

None.

D. Emergency Management Team Report

Coordinator Kelly reported that there will be a training session with Norfolk Southern on May 4, 2023 at 18:00 at Springhouse Middle School.

The annual emergency services meeting with Dorney Parks staff was held on April 19, 2023.

The presentation given by emergency management and Parkland School District personnel at the annual PSATS conference was so well received that they have been asked to give a similar presentation at a conference in October 2023.

E. Police Report

Sergeant Grozier reported that the Police responded to one thousand, two-hundred and seventy-one calls, had eighty-five reported crimes, and made thirty-six arrests for the month of April 2023.

F. Emergency Medical Services Report

Chief Executive Officer Mateff reported that Cetronia responded to two-hundred and sixty-four calls for the month of April 2023. Three of those calls were handled by mutual aid providers.

He expressed appreciation to those that attended the annual Cetronia Gala event.

G. Parkland School District Report

Dr. Naradko reported that the district budget seminar was held in April 2023.

There will be a town hall meeting regarding feasibility planning for the district at the Orefield Middle School.

Upcoming events include the spring concert series, high school prom, the Festival of the Arts, and high school graduation.

H. Subdivision Review

1. Blue Barn Road Subdivision – Major Plan 2020-107

This plan is a sketch plan for a mixed residential neighborhood. The Commission made no recommendations to the plan.

I. Address Assignments

None.

AGENDA ITEM #6 - ADJOURNMENT


The meeting was adjourned at 7:12 p.m.

ADOPTED THIS DATE:

ATTEST:

Secretary

Chairman



TO:	Board of Commissioners
FROM:	Thomas Yezerksi, Chairman, Public Safety Commission <i>Thomas R. Yezerksi</i>
DATE:	April 19, 2023
SUBJECT:	Traffic Safety – U.S. Route 22
COPY TO:	T. Petrucci, H. Bender, G. Dorney

The topic of traffic safety on U.S. Route 22 was discussed at the April 3, 2023 Public Safety Commission (PSC) meeting. The number and severity of crashes on Route 22 has increased in recent years. These incidents not only affect traffic on Route 22, but also township roads due to detouring traffic off of Route 22 in response to closures of Route 22 during the incidents.

It has been noticed that enforcement of aggressive driving on Route 22 seems to be non-existent. It is understood that the Pennsylvania State Police have many issues to attend to away from Route 22 enforcement, but this has left an enforcement gap that seems to be exploited by aggressive drivers.

The issues described above are not just specific to the portions of Route 22 within the township boundaries, but also the neighboring Lehigh County municipalities. The PSC believes that a multi-municipality effort to address the issues on Route 22 would be better than single efforts by each municipality.

The PSC makes the recommendation to the Board of Commissioners that the township contacts neighboring municipalities about initiating a combined effort to open dialogs with the Pennsylvania Department of Transportation and the Pennsylvania State Police concerning enforcement of aggressive driving on Route 22.

Greenawalds Fire Company

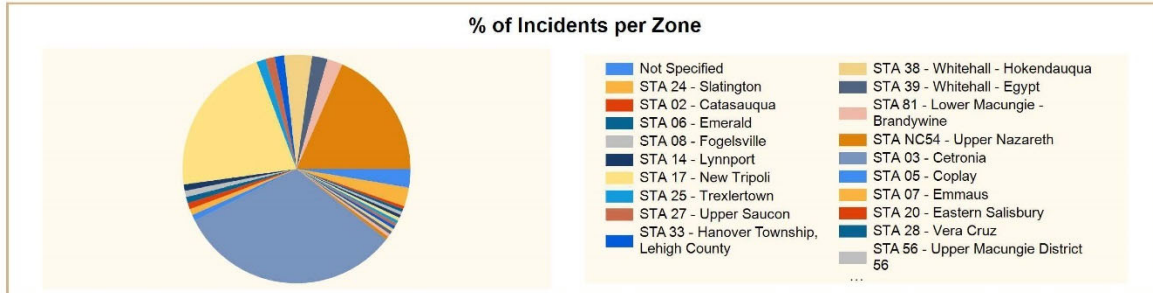
Allentown, PA

This report was generated on 5/1/2023 2:37:23 PM



Count of Incidents by Incident Type per Zone

Incident Status: All | Start Date: 01/01/2023 | End Date: 12/31/2023



INCIDENT TYPE	# INCIDENTS	% of TOTAL
Not Specified		
111 - Building fire	3	1.32%
353 - Removal of victim(s) from stalled elevator	1	0.44%
745 - Alarm system activation, no fire - unintentional	2	0.88%
Zone: Not Specified Total Incident:	6	2.63%
STA 02 - Catasauqua		
111 - Building fire	1	0.44%
Zone: STA 02 - Catasauqua Total Incident:	1	0.44%
STA 03 - Cetronia		
111 - Building fire	2	0.88%
324 - Motor vehicle accident with no injuries.	1	0.44%
352 - Extrication of victim(s) from vehicle	7	3.07%
353 - Removal of victim(s) from stalled elevator	2	0.88%
444 - Power line down	1	0.44%
551 - Assist police or other governmental agency	1	0.44%
600 - Good intent call, other	1	0.44%
651 - Smoke scare, odor of smoke	1	0.44%
735 - Alarm system sounded due to malfunction	4	1.75%
745 - Alarm system activation, no fire - unintentional	53	23.25%
Zone: STA 03 - Cetronia Total Incident:	73	32.02%
STA 05 - Coplay		
354 - Trench/below-grade rescue	1	0.44%
571 - Cover assignment, standby, moveup	1	0.44%
Zone: STA 05 - Coplay Total Incident:	2	0.88%
STA 06 - Emerald		
111 - Building fire	1	0.44%
Zone: STA 06 - Emerald Total Incident:	1	0.44%

Report shows count of incidents for Status selected.

EMERGENCY REPORTING
 emergencyreporting.com
 Doc Id: 1390
 Page # 1 of 4

INCIDENT TYPE	# INCIDENTS	% of TOTAL
STA 07 - Emmaus		
111 - Building fire	1	0.44%
300 - Rescue, EMS incident, other	1	0.44%
Zone: STA 07 - Emmaus Total Incident:	2	0.88%
STA 08 - Fogelsville		
111 - Building fire	1	0.44%
Zone: STA 08 - Fogelsville Total Incident:	1	0.44%
STA 11 - Greenawalds		
111 - Building fire	1	0.44%
150 - Outside rubbish fire, other	1	0.44%
161 - Outside storage fire	1	0.44%
311 - Medical assist, assist EMS crew	4	1.75%
321 - EMS call, excluding vehicle accident with injury	13	5.70%
322 - Motor vehicle accident with injuries	2	0.88%
352 - Extrication of victim(s) from vehicle	1	0.44%
400 - Hazardous condition, other	2	0.88%
462 - Aircraft standby	1	0.44%
511 - Lock-out	1	0.44%
522 - Water or steam leak	1	0.44%
551 - Assist police or other governmental agency	6	2.63%
553 - Public service	3	1.32%
571 - Cover assignment, standby, moveup	4	1.75%
631 - Authorized controlled burning	2	0.88%
651 - Smoke scare, odor of smoke	1	0.44%
671 - HazMat release investigation w/no HazMat	1	0.44%
700 - False alarm or false call, other	1	0.44%
745 - Alarm system activation, no fire - unintentional	2	0.88%
900 - Special type of incident, other	1	0.44%
Zone: STA 11 - Greenawalds Total Incident:	49	21.49%
STA 14 - Lynnport		
111 - Building fire	1	0.44%
Zone: STA 14 - Lynnport Total Incident:	1	0.44%
STA 17 - New Tripoli		
111 - Building fire	1	0.44%
Zone: STA 17 - New Tripoli Total Incident:	1	0.44%
STA 20 - Eastern Salisbury		
111 - Building fire	1	0.44%
571 - Cover assignment, standby, moveup	1	0.44%
Zone: STA 20 - Eastern Salisbury Total Incident:	2	0.88%
STA 23 - Slatedale		
111 - Building fire	3	1.32%
Zone: STA 23 - Slatedale Total Incident:	3	1.32%

Report shows count of incidents for Status selected.

INCIDENT TYPE	# INCIDENTS	% of TOTAL
STA 24 - Slatington		
111 - Building fire	5	2.19%
745 - Alarm system activation, no fire - unintentional	1	0.44%
Zone: STA 24 - Slatington Total Incident:	6	2.63%
STA 25 - Trexlertown		
111 - Building fire	1	0.44%
Zone: STA 25 - Trexlertown Total Incident:	1	0.44%
STA 26 - Tri-Clover		
142 - Brush or brush-and-grass mixture fire	1	0.44%
322 - Motor vehicle accident with injuries	1	0.44%
352 - Extrication of victim(s) from vehicle	2	0.88%
745 - Alarm system activation, no fire - unintentional	5	2.19%
Zone: STA 26 - Tri-Clover Total Incident:	9	3.95%
STA 27 - Upper Saucon		
131 - Passenger vehicle fire	1	0.44%
Zone: STA 27 - Upper Saucon Total Incident:	1	0.44%
STA 28 - Vera Cruz		
111 - Building fire	2	0.88%
Zone: STA 28 - Vera Cruz Total Incident:	2	0.88%
STA 31 - Western Salisbury		
111 - Building fire	2	0.88%
412 - Gas leak (natural gas or LPG)	1	0.44%
651 - Smoke scare, odor of smoke	2	0.88%
Zone: STA 31 - Western Salisbury Total Incident:	5	2.19%
STA 32 - Woodlawn		
111 - Building fire	5	2.19%
113 - Cooking fire, confined to container	1	0.44%
352 - Extrication of victim(s) from vehicle	4	1.75%
353 - Removal of victim(s) from stalled elevator	1	0.44%
411 - Gasoline or other flammable liquid spill	1	0.44%
412 - Gas leak (natural gas or LPG)	2	0.88%
553 - Public service	1	0.44%
600 - Good intent call, other	1	0.44%
651 - Smoke scare, odor of smoke	2	0.88%
732 - Extinguishing system activation due to malfunction	1	0.44%
745 - Alarm system activation, no fire - unintentional	23	10.09%
Zone: STA 32 - Woodlawn Total Incident:	42	18.42%
STA 33 - Hanover Township, Lehigh County		
111 - Building fire	1	0.44%
Zone: STA 33 - Hanover Township, Lehigh County Total Incident:	1	0.44%

Report shows count of incidents for Status selected.

INCIDENT TYPE	# INCIDENTS	% of TOTAL
STA 36 - Whitehall - Fullerton		
111 - Building fire	3	1.32%
Zone: STA 36 - Whitehall - Fullerton Total Incident:	3	1.32%
STA 38 - Whitehall - Hokendauqua		
322 - Motor vehicle accident with injuries	1	0.44%
Zone: STA 38 - Whitehall - Hokendauqua Total Incident:	1	0.44%
STA 39 - Whitehall - Egypt		
111 - Building fire	1	0.44%
Zone: STA 39 - Whitehall - Egypt Total Incident:	1	0.44%
STA 56 - Upper Macungie District 56		
111 - Building fire	2	0.88%
Zone: STA 56 - Upper Macungie District 56 Total Incident:	2	0.88%
STA 60 - City of Allentown		
353 - Removal of victim(s) from stalled elevator	1	0.44%
571 - Cover assignment, standby, moveup	3	1.32%
651 - Smoke scare, odor of smoke	1	0.44%
Zone: STA 60 - City of Allentown Total Incident:	5	2.19%
STA 80 - Lower Macungie - Wescosville		
111 - Building fire	2	0.88%
Zone: STA 80 - Lower Macungie - Wescosville Total Incident:	2	0.88%
STA 81 - Lower Macungie - Brandywine		
571 - Cover assignment, standby, moveup	1	0.44%
Zone: STA 81 - Lower Macungie - Brandywine Total Incident:	1	0.44%
STA NC15 - Hanover Township, Northampton County		
111 - Building fire	2	0.88%
142 - Brush or brush-and-grass mixture fire	1	0.44%
Zone: STA NC15 - Hanover Township, Northampton County Total Incident:	3	1.32%
STA NC54 - Upper Nazareth		
571 - Cover assignment, standby, moveup	1	0.44%
Zone: STA NC54 - Upper Nazareth Total Incident:	1	0.44%
TOTAL INCIDENTS FOR ALL ZONES:	228	100%

Report shows count of incidents for Status selected.

Greenawalds Fire Company

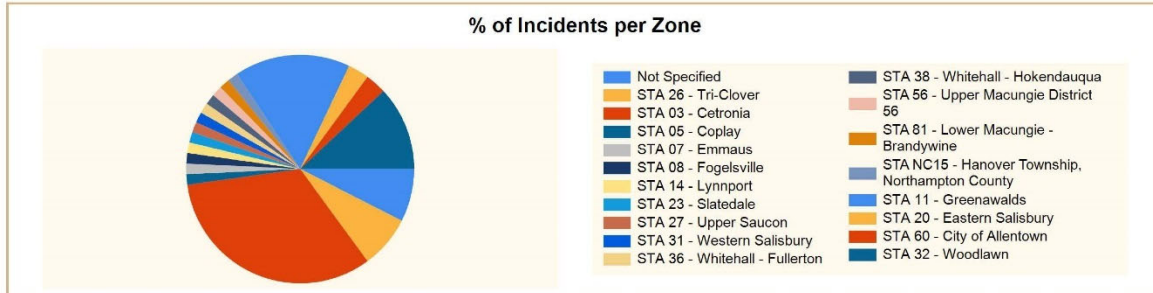
Allentown, PA

This report was generated on 5/1/2023 2:35:51 PM



Count of Incidents by Incident Type per Zone

Incident Status: All | Start Date: 04/01/2023 | End Date: 04/30/2023



INCIDENT TYPE	# INCIDENTS	% of TOTAL
Not Specified		
111 - Building fire	3	4.48%
745 - Alarm system activation, no fire - unintentional	2	2.99%
Zone: Not Specified Total Incident:	5	7.46%
STA 03 - Cetronia		
111 - Building fire	1	1.49%
352 - Extrication of victim(s) from vehicle	4	5.97%
353 - Removal of victim(s) from stalled elevator	1	1.49%
551 - Assist police or other governmental agency	1	1.49%
735 - Alarm system sounded due to malfunction	2	2.99%
745 - Alarm system activation, no fire - unintentional	13	19.40%
Zone: STA 03 - Cetronia Total Incident:	22	32.84%
STA 05 - Coplay		
354 - Trench/below-grade rescue	1	1.49%
Zone: STA 05 - Coplay Total Incident:	1	1.49%
STA 07 - Emmaus		
111 - Building fire	1	1.49%
Zone: STA 07 - Emmaus Total Incident:	1	1.49%
STA 08 - Fogelsville		
111 - Building fire	1	1.49%
Zone: STA 08 - Fogelsville Total Incident:	1	1.49%
STA 11 - Greenawalds		
321 - EMS call, excluding vehicle accident with injury	4	5.97%
462 - Aircraft standby	1	1.49%
571 - Cover assignment, standby, moveup	2	2.99%
631 - Authorized controlled burning	2	2.99%
651 - Smoke scare, odor of smoke	1	1.49%

Report shows count of incidents for Status selected.

EMERGENCY REPORTING
 emergencyreporting.com
 Doc Id: 1390
 Page # 1 of 3

671 - HazMat release investigation w/no HazMat	1	1.49%
Zone: STA 11 - Greenawalds Total Incident:	11	16.42%
STA 14 - Lynnport		
111 - Building fire	1	1.49%
Zone: STA 14 - Lynnport Total Incident:	1	1.49%
STA 20 - Eastern Salisbury		
111 - Building fire	1	1.49%
571 - Cover assignment, standby, moveup	1	1.49%
Zone: STA 20 - Eastern Salisbury Total Incident:	2	2.99%
STA 23 - Slatedale		
111 - Building fire	1	1.49%
Zone: STA 23 - Slatedale Total Incident:	1	1.49%
STA 26 - Tri-Clover		
142 - Brush or brush-and-grass mixture fire	1	1.49%
352 - Extrication of victim(s) from vehicle	2	2.99%
745 - Alarm system activation, no fire - unintentional	2	2.99%
Zone: STA 26 - Tri-Clover Total Incident:	5	7.46%
STA 27 - Upper Saucon		
131 - Passenger vehicle fire	1	1.49%
Zone: STA 27 - Upper Saucon Total Incident:	1	1.49%
STA 31 - Western Salisbury		
111 - Building fire	1	1.49%
Zone: STA 31 - Western Salisbury Total Incident:	1	1.49%
STA 32 - Woodlawn		
111 - Building fire	3	4.48%
352 - Extrication of victim(s) from vehicle	1	1.49%
553 - Public service	1	1.49%
732 - Extinguishing system activation due to malfunction	1	1.49%
745 - Alarm system activation, no fire - unintentional	2	2.99%
Zone: STA 32 - Woodlawn Total Incident:	8	11.94%
STA 36 - Whitehall - Fullerton		
111 - Building fire	1	1.49%
Zone: STA 36 - Whitehall - Fullerton Total Incident:	1	1.49%
STA 38 - Whitehall - Hokendauqua		
322 - Motor vehicle accident with injuries	1	1.49%
Zone: STA 38 - Whitehall - Hokendauqua Total Incident:	1	1.49%
STA 56 - Upper Macungie District 56		
111 - Building fire	1	1.49%
Zone: STA 56 - Upper Macungie District 56 Total Incident:	1	1.49%
STA 60 - City of Allentown		
353 - Removal of victim(s) from stalled elevator	1	1.49%
651 - Smoke scare, odor of smoke	1	1.49%

Report shows count of incidents for Status selected.

INCIDENT TYPE	# INCIDENTS	% of TOTAL
Zone: STA 60 - City of Allentown Total Incident:	2	2.99%
STA 81 - Lower Macungie - Brandywine		
571 - Cover assignment, standby, moveup	1	1.49%
Zone: STA 81 - Lower Macungie - Brandywine Total Incident:	1	1.49%
STA NC15 - Hanover Township, Northampton County		
111 - Building fire	1	1.49%
Zone: STA NC15 - Hanover Township, Northampton County Total Incident:	1	1.49%
TOTAL INCIDENTS FOR ALL ZONES:	67	100%

Report shows count of incidents for Status selected.

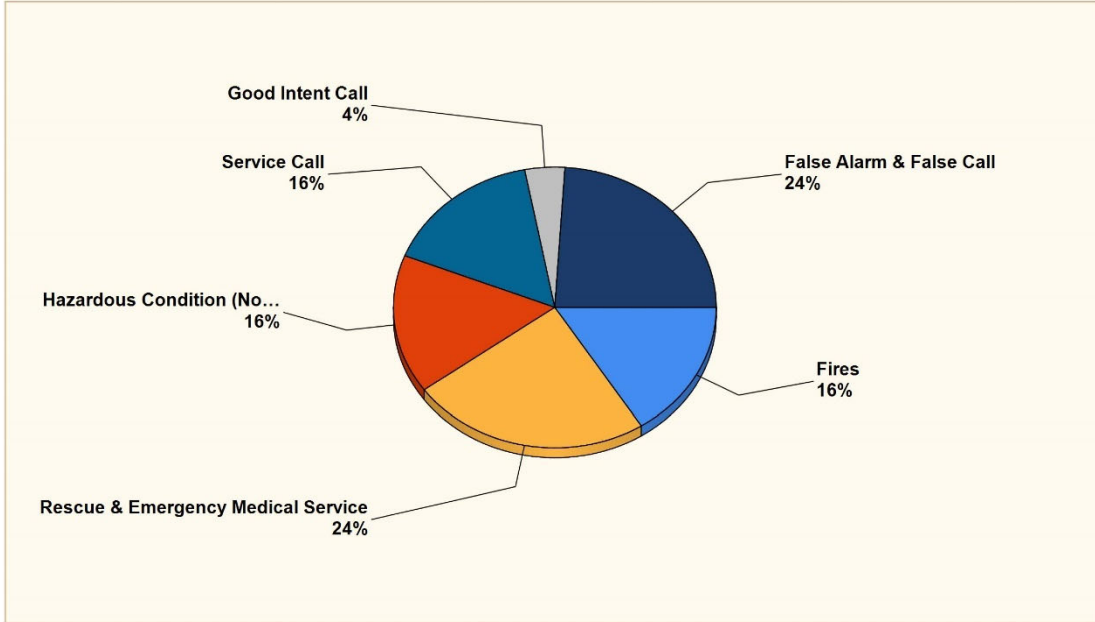
Tri Clover Fire Company

Orefield, PA

This report was generated on 5/1/2023 3:47:37 PM

Breakdown by Major Incident Types for Date Range

Zone(s): All Zones | Start Date: 04/01/2023 | End Date: 04/30/2023



MAJOR INCIDENT TYPE	# INCIDENTS	% of TOTAL
Fires	4	16%
Rescue & Emergency Medical Service	6	24%
Hazardous Condition (No Fire)	4	16%
Service Call	4	16%
Good Intent Call	1	4%
False Alarm & False Call	6	24%
TOTAL	25	100%

Only REVIEWED and/or LOCKED IMPORTED incidents are included. Summary results for a major incident type are not displayed if the count is zero.

Detailed Breakdown by Incident Type		
INCIDENT TYPE	# INCIDENTS	% of TOTAL
111 - Building fire	2	8%
132 - Road freight or transport vehicle fire	1	4%
142 - Brush or brush-and-grass mixture fire	1	4%
311 - Medical assist, assist EMS crew	1	4%
322 - Motor vehicle accident with injuries	3	12%
324 - Motor vehicle accident with no injuries.	1	4%
352 - Extrication of victim(s) from vehicle	1	4%
444 - Power line down	2	8%
445 - Arcing, shorted electrical equipment	1	4%
463 - Vehicle accident, general cleanup	1	4%
510 - Person in distress, other	1	4%
551 - Assist police or other governmental agency	2	8%
553 - Public service	1	4%
611 - Dispatched & cancelled en route	1	4%
735 - Alarm system sounded due to malfunction	2	8%
743 - Smoke detector activation, no fire - unintentional	1	4%
745 - Alarm system activation, no fire - unintentional	3	12%
TOTAL INCIDENTS:	25	100%

Only REVIEWED and/or LOCKED IMPORTED incidents are included. Summary results for a major incident type are not displayed if the count is zero.

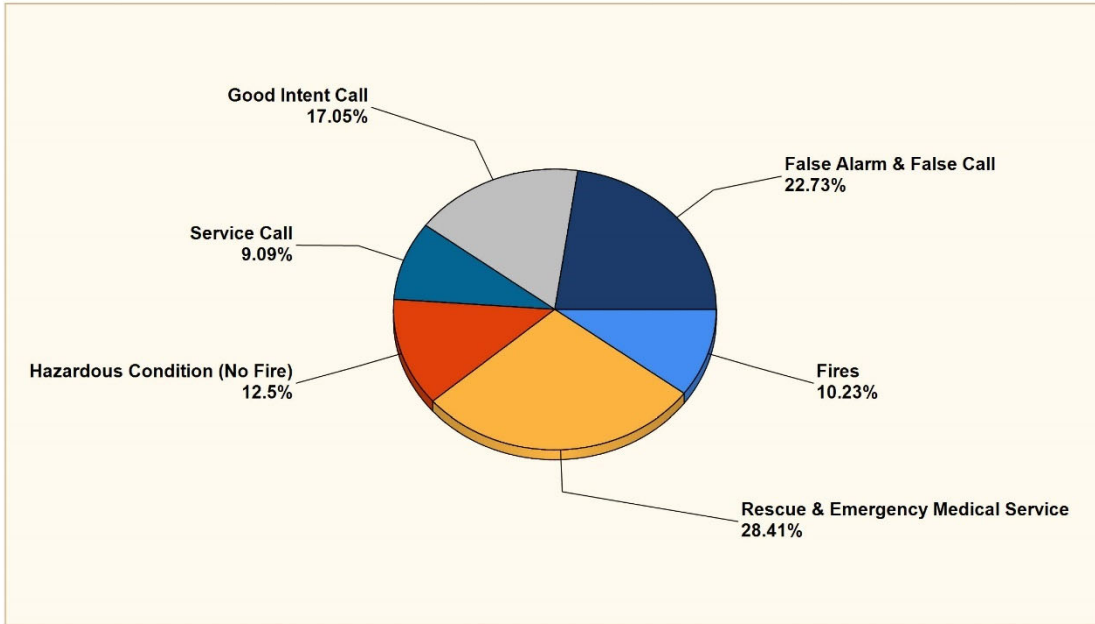
Tri Clover Fire Company

Orefield, PA

This report was generated on 5/1/2023 3:48:22 PM

Breakdown by Major Incident Types for Date Range

Zone(s): All Zones | Start Date: 01/01/2023 | End Date: 12/31/2023



MAJOR INCIDENT TYPE	# INCIDENTS	% of TOTAL
Fires	9	10.23%
Rescue & Emergency Medical Service	25	28.41%
Hazardous Condition (No Fire)	11	12.5%
Service Call	8	9.09%
Good Intent Call	15	17.05%
False Alarm & False Call	20	22.73%
TOTAL	88	100%

Only REVIEWED and/or LOCKED IMPORTED incidents are included. Summary results for a major incident type are not displayed if the count is zero.

Detailed Breakdown by Incident Type		
INCIDENT TYPE	# INCIDENTS	% of TOTAL
111 - Building fire	4	4.55%
113 - Cooking fire, confined to container	1	1.14%
132 - Road freight or transport vehicle fire	1	1.14%
142 - Brush or brush-and-grass mixture fire	1	1.14%
151 - Outside rubbish, trash or waste fire	1	1.14%
161 - Outside storage fire	1	1.14%
300 - Rescue, EMS incident, other	1	1.14%
311 - Medical assist, assist EMS crew	13	14.77%
321 - EMS call, excluding vehicle accident with injury	1	1.14%
322 - Motor vehicle accident with injuries	7	7.95%
324 - Motor vehicle accident with no injuries.	1	1.14%
352 - Extrication of victim(s) from vehicle	2	2.27%
412 - Gas leak (natural gas or LPG)	3	3.41%
444 - Power line down	2	2.27%
445 - Arcing, shorted electrical equipment	2	2.27%
463 - Vehicle accident, general cleanup	4	4.55%
510 - Person in distress, other	1	1.14%
551 - Assist police or other governmental agency	6	6.82%
553 - Public service	1	1.14%
611 - Dispatched & cancelled en route	12	13.64%
622 - No incident found on arrival at dispatch address	2	2.27%
651 - Smoke scare, odor of smoke	1	1.14%
731 - Sprinkler activation due to malfunction	1	1.14%
735 - Alarm system sounded due to malfunction	4	4.55%
743 - Smoke detector activation, no fire - unintentional	2	2.27%
745 - Alarm system activation, no fire - unintentional	13	14.77%
TOTAL INCIDENTS:	88	100%

Only REVIEWED and/or LOCKED IMPORTED incidents are included. Summary results for a major incident type are not displayed if the count is zero.

Woodlawn Fire Department

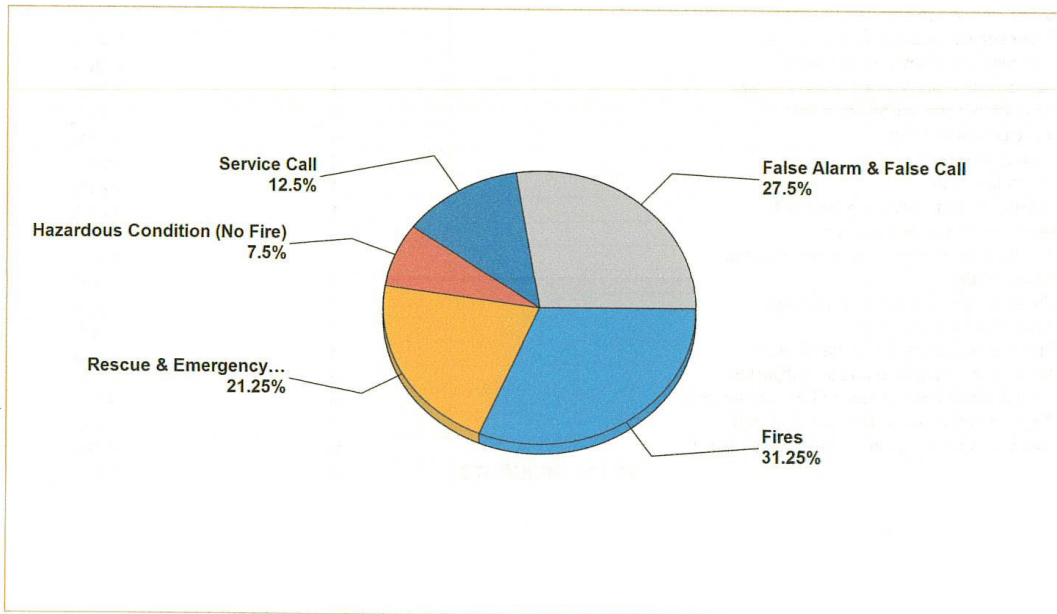
Allentown, PA

This report was generated on 5/1/2023 4:38:38 PM




Breakdown by Major Incident Types for Date Range

Zone(s): All Zones | Start Date: 04/01/2023 | End Date: 04/30/2023



MAJOR INCIDENT TYPE	# INCIDENTS	% of TOTAL
Fires	25	31.25%
Rescue & Emergency Medical Service	17	21.25%
Hazardous Condition (No Fire)	6	7.5%
Service Call	10	12.5%
False Alarm & False Call	22	27.5%
TOTAL	80	100%

Only REVIEWED and/or LOCKED IMPORTED incidents are included. Summary results for a major incident type are not displayed if the count is zero.



Detailed Breakdown by Incident Type		
INCIDENT TYPE	# INCIDENTS	% of TOTAL
111 - Building fire	19	23.75%
132 - Road freight or transport vehicle fire	1	1.25%
142 - Brush or brush-and-grass mixture fire	5	6.25%
311 - Medical assist, assist EMS crew	3	3.75%
321 - EMS call, excluding vehicle accident with injury	2	2.5%
322 - Motor vehicle accident with injuries	3	3.75%
324 - Motor vehicle accident with no injuries.	1	1.25%
352 - Extrication of victim(s) from vehicle	7	8.75%
353 - Removal of victim(s) from stalled elevator	1	1.25%
413 - Oil or other combustible liquid spill	1	1.25%
420 - Toxic condition, other	1	1.25%
424 - Carbon monoxide incident	2	2.5%
444 - Power line down	1	1.25%
445 - Arcing, shorted electrical equipment	1	1.25%
550 - Public service assistance, other	2	2.5%
551 - Assist police or other governmental agency	6	7.5%
554 - Assist invalid	1	1.25%
571 - Cover assignment, standby, moveup	1	1.25%
730 - System malfunction, other	1	1.25%
731 - Sprinkler activation due to malfunction	1	1.25%
735 - Alarm system sounded due to malfunction	2	2.5%
743 - Smoke detector activation, no fire - unintentional	6	7.5%
744 - Detector activation, no fire - unintentional	2	2.5%
745 - Alarm system activation, no fire - unintentional	10	12.5%
TOTAL INCIDENTS:	80	100%

Only REVIEWED and/or LOCKED IMPORTED incidents are included. Summary results for a major incident type are not displayed if the count is zero.

Woodlawn Fire Department

Allentown, PA

This report was generated on 5/1/2023 4:40:04 PM




Personnel Count per Incident for Date Range

Start Date: 04/01/2023 | End Date: 04/30/2023


INCIDENT				NUMBER OF PEOPLE		
NUMBER	DATE	INCIDENT TYPE	FDID	ON APPARATUS	NOT ON APPARATUS	TOTAL
2023-184	4/1/2023 07:41:01	551 - Assist police or other governmental agency	39032	6	2	8
2023-185	4/1/2023 15:14:46	311 - Medical assist, assist EMS crew	39032	11	8	19
2023-186	4/1/2023 18:10:32	322 - Motor vehicle accident with injuries	39032	8	5	13
2023-187	4/1/2023 20:32:37	424 - Carbon monoxide incident	39032	13	1	14
2023-188	4/2/2023 18:58:28	111 - Building fire	39032	11	8	19
2023-189	4/2/2023 19:11:11	111 - Building fire	39032	3	16	19
2023-190	4/3/2023 06:57:18	352 - Extrication of victim(s) from vehicle	39032	11	2	13
2023-191	4/4/2023 00:18:18	111 - Building fire	39032	14	0	14
2023-192	4/4/2023 15:11:38	311 - Medical assist, assist EMS crew	39032	11	2	13
2023-193	4/4/2023 15:58:06	111 - Building fire	39032	9	8	17
2023-194	4/4/2023 17:59:11	424 - Carbon monoxide incident	39032	14	4	18
2023-195	4/4/2023 19:30:56	550 - Public service assistance, other	39032	10	2	12
2023-196	4/5/2023 11:00:38	551 - Assist police or other governmental agency	39032	5	3	8
2023-197	4/5/2023 10:19:49	132 - Road freight or transport vehicle fire	39032	4	7	11
2023-198	4/6/2023 00:09:29	111 - Building fire	39032	5	12	12
2023-199	4/7/2023 13:03:20	420 - Toxic condition, other	39032	10	7	17
2023-200	4/8/2023 05:27:19	554 - Assist invalid	39032	4	1	5
2023-201	4/8/2023 11:42:46	111 - Building fire	39032	7	9	16
2023-202	4/8/2023 11:49:49	111 - Building fire	39032	3	13	16
2023-203	4/8/2023 11:52:55	745 - Alarm system activation, no fire - unintentional	39032	5	12	17
2023-204	4/8/2023 14:07:38	111 - Building fire	39032	17	1	18
2023-205	4/8/2023 22:02:54	352 - Extrication of victim(s) from vehicle	39032	9	4	13
2023-206	4/9/2023 00:03:30	352 - Extrication of victim(s) from vehicle	39032	4	10	14
2023-207	4/9/2023 16:14:34	142 - Brush or brush-and-grass mixture fire	39032	15	3	18
2023-208	4/9/2023 20:16:36	743 - Smoke detector activation, no fire - unintentional	39032	8	5	13
2023-209	4/10/2023 04:14:20	111 - Building fire	39032	6	3	9
2023-210	4/10/2023 04:31:31	111 - Building fire	39032	5	4	9
2023-211	4/10/2023 16:04:25	743 - Smoke detector activation, no fire - unintentional	39032	9	5	14
2023-212	4/10/2023 17:03:11	142 - Brush or brush-and-grass mixture fire	39032	3	21	24
2023-213	4/10/2023 17:05:17	322 - Motor vehicle accident with injuries	39032	17	8	25
2023-214	4/10/2023 17:24:53	551 - Assist police or other governmental agency	39032	2	22	24
2023-215	4/10/2023 20:42:40	730 - System malfunction, other	39032	1	30	31
2023-216	4/10/2023 23:39:17	571 - Cover assignment, standby, moveup	39032	3	11	9
2023-217	4/11/2023 06:14:15	743 - Smoke detector activation, no fire - unintentional	39032	6	1	7
2023-218	4/11/2023 06:30:04	743 - Smoke detector activation, no fire - unintentional	39032	6	1	7

Only REVIEWED incidents included

 **EMERGENCY REPORTING**
 emergencyreporting.com
 Doc Id: 358
 Page # 1 of 3

INCIDENT				NUMBER OF PEOPLE		
NUMBER	DATE	INCIDENT TYPE	FDID	ON APPARATUS	NOT ON APPARATUS	TOTAL
2023-219	4/11/2023 13:21:30	111 - Building fire	39032	14	2	16
2023-220	4/11/2023 13:39:00	142 - Brush or brush-and-grass mixture fire	39032	4	10	14
2023-221	4/11/2023 18:18:20	735 - Alarm system sounded due to malfunction	39032	10	5	15
2023-222	4/11/2023 21:55:07	745 - Alarm system activation, no fire - unintentional	39032	8	3	11
2023-223	4/12/2023 05:27:39	352 - Extrication of victim(s) from vehicle	39032	7	1	8
2023-224	4/12/2023 14:41:09	745 - Alarm system activation, no fire - unintentional	39032	10	2	12
2023-225	4/12/2023 14:15:42	142 - Brush or brush-and-grass mixture fire	39032	4	7	11
2023-226	4/13/2023 11:25:32	745 - Alarm system activation, no fire - unintentional	39032	6	4	10
2023-227	4/13/2023 16:36:50	352 - Extrication of victim(s) from vehicle	39032	9	8	17
2023-228	4/13/2023 17:53:53	111 - Building fire	39032	5	10	15
2023-229	4/14/2023 05:55:54	142 - Brush or brush-and-grass mixture fire	39032	8	0	8
2023-230	4/14/2023 10:44:43	745 - Alarm system activation, no fire - unintentional	39032	8	4	12
2023-231	4/14/2023 15:03:00	111 - Building fire	39032	13	7	20
2023-233	4/15/2023 03:56:44	111 - Building fire	39032	6	6	12
2023-234	4/15/2023 04:27:27	551 - Assist police or other governmental agency	39032	5	7	12
2023-235	4/15/2023 13:02:09	444 - Power line down	39032	9	5	14
2023-236	4/15/2023 13:35:26	743 - Smoke detector activation, no fire - unintentional	39032	6	9	15
2023-237	4/15/2023 16:20:43	353 - Removal of victim(s) from stalled elevator	39032	4	5	9
2023-238	4/16/2023 03:19:43	111 - Building fire	39032	9	3	12
2023-239	4/16/2023 06:58:59	744 - Detector activation, no fire - unintentional	39032	3	2	5
2023-240	4/16/2023 16:17:31	111 - Building fire	39032	6	8	14
2023-241	4/16/2023 16:42:00	111 - Building fire	39032	5	9	14
2023-242	4/17/2023 00:20:37	311 - Medical assist, assist EMS crew	39032	7	0	7
2023-243	4/18/2023 07:32:25	352 - Extrication of victim(s) from vehicle	39032	11	2	13
2023-244	4/18/2023 22:07:22	352 - Extrication of victim(s) from vehicle	39032	3	11	14
2023-245	4/19/2023 15:11:35	745 - Alarm system activation, no fire - unintentional	39032	8	4	12
2023-246	4/20/2023 05:49:18	731 - Sprinkler activation due to malfunction	39032	6	0	6
2023-247	4/20/2023 14:55:49	745 - Alarm system activation, no fire - unintentional	39032	6	3	9
2023-248	4/22/2023 21:43:51	445 - Arcing, shorted electrical equipment	39032	7	0	7
2023-249	4/23/2023 06:42:49	550 - Public service assistance, other	39032	5	1	6
2023-250	4/23/2023 16:28:06	111 - Building fire	39032	7	9	16
2023-251	4/23/2023 22:00:30	111 - Building fire	39032	13	2	15
2023-252	4/25/2023 13:39:51	735 - Alarm system sounded due to malfunction	39032	9	1	10
2023-253	4/26/2023 04:52:47	322 - Motor vehicle accident with injuries	39032	10	1	11
2023-254	4/26/2023 07:19:25	551 - Assist police or other governmental agency	39032	4	1	5
2023-255	4/27/2023 06:02:23	321 - EMS call, excluding vehicle accident with injury	39032	7	1	8
2023-256	4/28/2023 14:37:49	745 - Alarm system activation, no fire - unintentional	39032	9	4	13
2023-257	4/28/2023 15:42:07	413 - Oil or other combustible liquid spill	39032	16	0	16
2023-258	4/28/2023 17:08:29	551 - Assist police or other governmental agency	39032	5	12	17
2023-259	4/28/2023 17:30:37	745 - Alarm system activation, no fire - unintentional	39032	6	11	17
2023-260	4/28/2023 18:37:00	744 - Detector activation, no fire - unintentional	39032	6	10	16
2023-261	4/28/2023 21:48:29	745 - Alarm system activation, no fire - unintentional	39032	7	4	11
2023-262	4/30/2023 01:41:55	324 - Motor vehicle accident with no injuries.	39032	17	1	16

Only REVIEWED incidents included



INCIDENT				NUMBER OF PEOPLE		
NUMBER	DATE	INCIDENT TYPE	FDID	ON APPARATUS	NOT ON APPARATUS	TOTAL
2023-263	4/30/2023 14:10:09	743 - Smoke detector activation, no fire - unintentional	39032	9	2	11
2023-264	4/30/2023 20:30:30	321 - EMS call, excluding vehicle accident with injury	39032	6	4	10
TOTAL # OF INCIDENTS: 80				AVERAGES: 7.7 5.7 13.2		

Only REVIEWED incidents included

 **EMERGENCY REPORTING**
 emergencyreporting.com
 Doc Id: 358
 Page # 3 of 3