

TOWNSHIP OF SOUTH WHITEHALL
LEHIGH COUNTY, PENNSYLVANIA

PUBLIC SAFETY COMMISSION

PUBLIC MEETING

MINUTES

April 3, 2023

A Public Meeting of the South Whitehall Township Public Safety Commission was held on the above date in the Township Municipal Building located at 4444 Walbert Avenue, Allentown, Lehigh County, Pennsylvania.

Members attending were:

Thomas Yezerski, Chairman
Richard Snyder, Vice Chairman
Glen Dorney, Chief, Police Department
Andrew Garger, Chief, Greenawalds Fire Department
Jay Heicklen, Chief, Cetronia Fire Department
Jeff Kelly, Emergency Management Coordinator
Robert Mateff, Chief Executive Officer, Cetronia Ambulance Corp.
Dr. Tony Naradko, Parkland School District
Brian Neas, Chief, Tri-Clover Fire Company
Chris Peischl, At Large Member
Barry Search, Chief, Woodlawn Fire Department
Michael Smith, At Large Member

Board of Commissioner Members attending were:

Monica Hodges
Diane Kelly
David Kennedy

Others attending were:

None.

Township Staff attending were:

Gregg Adams, Planner
Herb Bender, Director of Township Operations
John Frantz, Fire Marshal
Jason Grozier, Sergeant, Police Department
Thomas Petrucci, Township Manager

AGENDA ITEM #1 - CALL TO ORDER

The meeting was called to order at 7:00 p.m.

AGENDA ITEM #2 - APPROVAL OF MINUTES

The minutes of March 6, 2023 were approved with a correction.

AGENDA ITEM #3 - OLD BUSINESS

A. Ridge Farm Final Plan Phase 1B – Major Plan 2017-101

Jason Englehard of Langan Engineering and Rob Hoffman of Traffic Planning and Design presented the plan to the Commission.

Phase 1B includes the area west of North Cedar Crest Boulevard and south of the Huckleberry Ridge. It comprises sixty apartment units, the former Jeras office building, and fourteen attached one-family dwellings. The subdivision access to North Cedar Crest Boulevard and Huckleberry Road will not be completed as part of Phase 1B. It is anticipated that this phase could commence construction in the spring of 2024.

Because of the lack of the two aforementioned accesses, a temporary traffic signal with emergency preemption and crosswalks will be installed at the intersection of Walbert Avenue and Brandywine Road. This has been submitted to PENNDOT for their review and approval.

Dr. Naradko indicated that Parkland busses would not be entering the no-outlet portion of Phase 1B and therefore stop for students at the current bus stop area near the intersection of Walbert Avenue and Yellowstone Road. This bus stop area currently does not have much space for students to stand to wait for the arriving bus. This situation would be made more unsafe with the addition students living in the Phase 1B area.

The Commission made the recommendation that a safe area be provided for the school students to stand to wait for school buses near the intersection of Walbert Avenue and Yellowstone Road.

B. KRE Spring View Commercial II – Major Plan 2019-107

Mr. Frantz indicated that the plan being presented incorporated previous Commission comments concerning configuration for the driveway onto Broadway.

Mr. Peischl opined that right-in/right-out driveway configurations do not work as intended as drivers do not comply with the traffic flow requirements.

Chairman Yezerski and Mr. Frantz indicated that the driveway configuration for this subdivision was previously reviewed by the Commission with comments made to the developer.

The Commission made no recommendations to this plan.

AGENDA ITEM #4 – COURTESY OF THE FLOOR

The construction of the traffic calming measures for Trexler Boulevard are waiting until traffic data from other roads is analyzed to see if additional traffic calming measure should also be installed on other roads.

AGENDA ITEM #5 - NEW BUSINESS

A. Commissioner's Report

Commissioner Kennedy reported that a safety committee will be formed for the fire departments. This will assist in a reduced premium for their workers compensation insurance coverage.

Procedure related to the emergency alarm ordinance are being implemented to help to administer the program.

Commissioner Kelly reported that she attended the March 30, 2023 Lehigh County Commissioners meeting. Lehigh County is looking to pass a law that would provide a county tax credit to volunteer firefighters. This topic will be discussed at the April 12, 2023 meeting.

The number of severe crashes on Route 22 seems to be increasing. The crashes not only have ramifications for those involved in the incidents, but also spill-over traffic issues related to detouring traffic clogging local roads. Increased State Police enforcement could help limit the number of incidents.

Chief Dorney will reach out to the State Police and Senator Coleman to see if increased assistance can be initiated at the Commonwealth level.

The members of the Commission requested Mr. Frantz to draft a letter to the Board of Commissioners asking them to solicit the concurrence of other municipalities to form a unified request to the Commonwealth for increased enforcement on Route 22.

B. Fire Companies Report

Chief Heicklen reported that Cetronia responded to forty calls for the month of March 2023.

Cetronia will be holding an open house on June 17, 2023 from 10:00 am to 4:00 pm.

Chief Heicklen announced that he would be retiring as Chief effective April 30, 2023. He will remain with Cetronia in an advisory role. Deputy Chief Ricardo Diaz will assume duties of Chief.

Chief Garger reported that Greenawalds responded to forty-six calls for the month of March 2023. There has been an increase in the number of motor vehicle accidents and rescues.

Chief Neas submitted the response reports via email for Tri-Clover for the month of March 2023 and year-to-date 2023. They are included as attachments to these minutes. Tri-Clover responded to sixteen calls for the month of March 2023 and sixty-four calls year-to-date 2023.

Chief Search submitted the response report for Woodlawn for the month of March 2023. It is included as an attachment to these minutes. Woodlawn responded to fifty-one calls for the month of March 2023.

C. Fire Commissioner Report

None.

D. Emergency Management Team Report

Coordinator Kelly reported that the Emergency Management Conference held at the Joint Operations Center had approximately one hundred and fifty attendees. Training was offered at the conference to satisfy recertification requirements for emergency management coordinators. Next year's conference will be held on April 5 – 7, 2023 at DeSales University.

A training session with Norfolk Southern will be held on May 4, 2023 at Springhouse Middle School.

The monthly meetings continue for the summer 2023 Parkland drill.

E. Police Report

Sergeant Grozier reported that the Police responded to one thousand, four-hundred and five calls, had one hundred and nineteen reported

crimes, and made forty-two arrests for the month of March 2023. The increased numbers are due to proactive policing.

F. Emergency Medical Services Report

Chief Executive Officer Mateff reported that Cetronia responded to two-hundred and ninety-five calls for the month of March 2023. Five of those calls were handled by mutual aid providers.

G. Parkland School District Report

Dr. Naradko reported that spring break will be held on April 6 – 10, 2023, a clothing drive will be held on April 27, 2023, the school musical Oklahoma! Will be held on April 12 – 16, 2023, and graduation will be held at Steel Stacks on May 13, 2023.

H. Subdivision Review

1. 3420 Walbert Avenue Parking Addition – Waiver from Land Development Process 2023-701

Mr. Peischl questioned if a review of the stormwater management is being performed for the addition of the parking spaces.

Planner Adams stated that a stormwater management review is not required as the proposed earth disturbance is less than 10,000 ft².

The Commission made no recommendations to the plan.

I. Zoning Ordinance Amendment Review

Planner Adams indicated that as part of proposed changes to the Zoning Ordinance, the township staff would like the Commission to comment of the height restrictions of items installed on top of buildings. These items include, but are not limited to antennas, steeples, cupolas, etc.

Staff has proposed a forty percent increase higher than the height of the primary building. Anything higher than forty percent would need review from the Zoning Hearing Board.

A maximum height restriction is needed. Planner Adams inquired if there is a maximum height that should be required to provide for emergency services access to these items on buildings.

The fire departments indicated that there is no specific height limitation related to emergency services access. They have capabilities far above the reach of aerial apparatus.

J. Address Assignments

1. 2000 Pirma Avenue

The Commission agreed with the address assignment designated by the Township Engineer of 2000 Pirma Avenue for the accessory dwelling unit and 2006 Pirma Avenue for the existing primary dwelling unit.

AGENDA ITEM #6 - ADJOURNMENT

The meeting was adjourned at 7:49 p.m.

ADOPTED THIS DATE:

ATTEST:

Secretary

Chairman

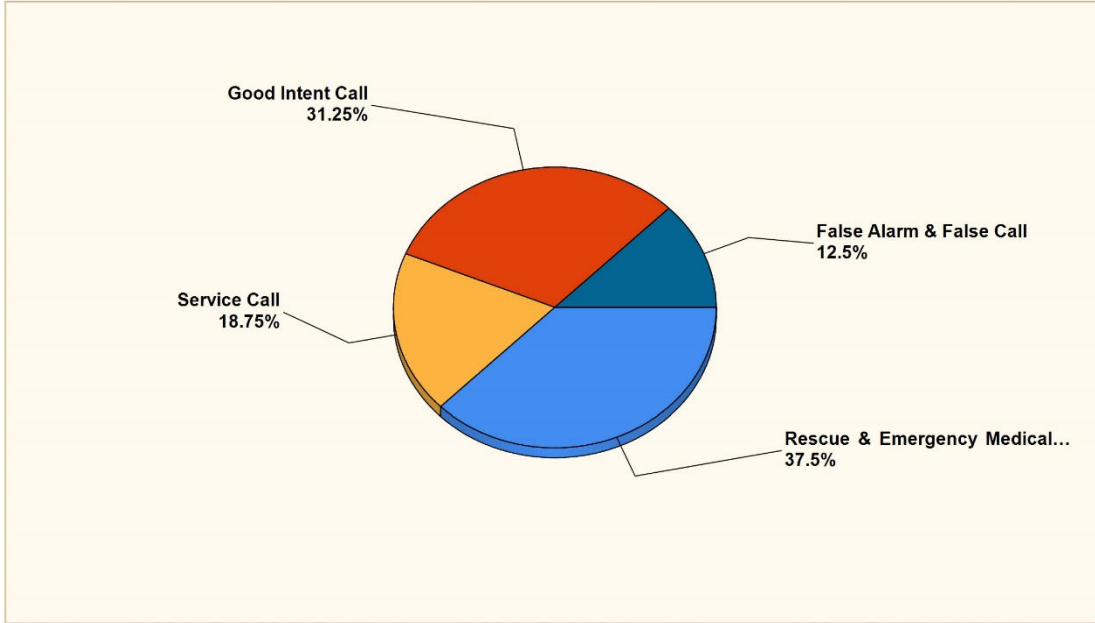
Tri Clover Fire Company

Orefield, PA

This report was generated on 4/3/2023 5:08:24 PM

Breakdown by Major Incident Types for Date Range

Zone(s): All Zones | Start Date: 03/01/2023 | End Date: 03/31/2023



MAJOR INCIDENT TYPE	# INCIDENTS	% of TOTAL
Rescue & Emergency Medical Service	6	37.5%
Service Call	3	18.75%
Good Intent Call	5	31.25%
False Alarm & False Call	2	12.5%
TOTAL	16	100%

Only REVIEWED and/or LOCKED IMPORTED incidents are included. Summary results for a major incident type are not displayed if the count is zero.

Detailed Breakdown by Incident Type		
INCIDENT TYPE	# INCIDENTS	% of TOTAL
300 - Rescue, EMS incident, other	1	6.25%
311 - Medical assist, assist EMS crew	3	18.75%
322 - Motor vehicle accident with injuries	1	6.25%
352 - Extrication of victim(s) from vehicle	1	6.25%
551 - Assist police or other governmental agency	3	18.75%
611 - Dispatched & cancelled en route	5	31.25%
735 - Alarm system sounded due to malfunction	1	6.25%
743 - Smoke detector activation, no fire - unintentional	1	6.25%
TOTAL INCIDENTS:	16	100%

Only REVIEWED and/or LOCKED IMPORTED incidents are included. Summary results for a major incident type are not displayed if the count is zero.

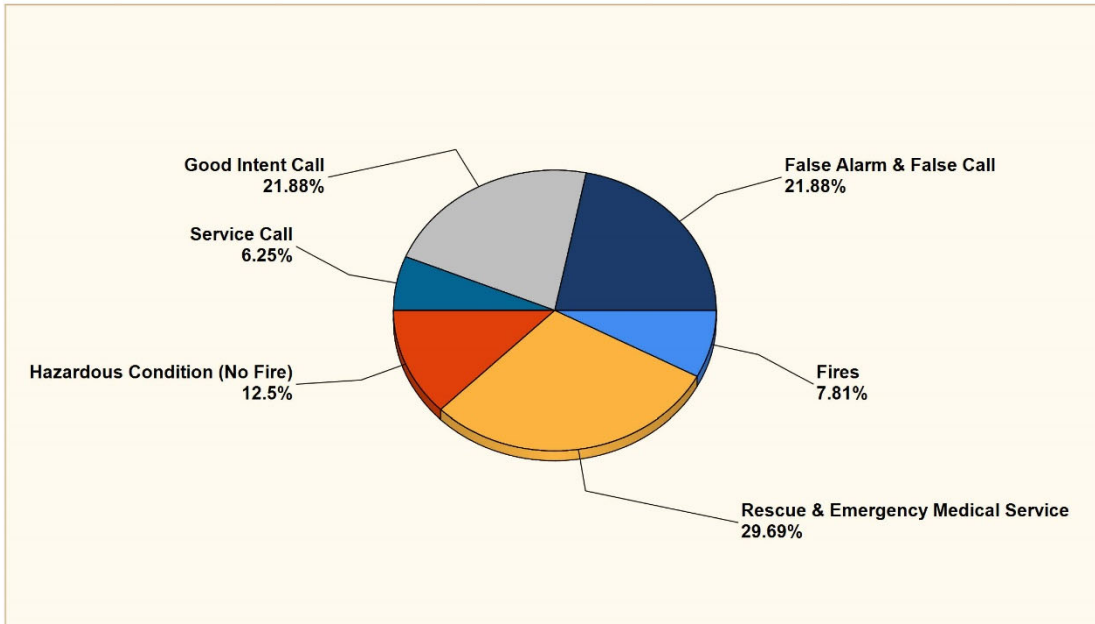
Tri Clover Fire Company

Orefield, PA

This report was generated on 4/3/2023 5:09:15 PM

Breakdown by Major Incident Types for Date Range

Zone(s): All Zones | Start Date: 01/01/2023 | End Date: 12/31/2023



MAJOR INCIDENT TYPE	# INCIDENTS	% of TOTAL
Fires	5	7.81%
Rescue & Emergency Medical Service	19	29.69%
Hazardous Condition (No Fire)	8	12.5%
Service Call	4	6.25%
Good Intent Call	14	21.88%
False Alarm & False Call	14	21.88%
TOTAL	64	100%

Only REVIEWED and/or LOCKED IMPORTED incidents are included. Summary results for a major incident type are not displayed if the count is zero.

Detailed Breakdown by Incident Type		
INCIDENT TYPE	# INCIDENTS	% of TOTAL
111 - Building fire	2	3.12%
113 - Cooking fire, confined to container	1	1.56%
151 - Outside rubbish, trash or waste fire	1	1.56%
161 - Outside storage fire	1	1.56%
300 - Rescue, EMS incident, other	1	1.56%
311 - Medical assist, assist EMS crew	12	18.75%
321 - EMS call, excluding vehicle accident with injury	1	1.56%
322 - Motor vehicle accident with injuries	4	6.25%
352 - Extrication of victim(s) from vehicle	1	1.56%
412 - Gas leak (natural gas or LPG)	3	4.69%
445 - Arcing, shorted electrical equipment	2	3.12%
463 - Vehicle accident, general cleanup	3	4.69%
551 - Assist police or other governmental agency	4	6.25%
611 - Dispatched & cancelled en route	11	17.19%
622 - No incident found on arrival at dispatch address	2	3.12%
651 - Smoke scare, odor of smoke	1	1.56%
731 - Sprinkler activation due to malfunction	1	1.56%
735 - Alarm system sounded due to malfunction	2	3.12%
743 - Smoke detector activation, no fire - unintentional	1	1.56%
745 - Alarm system activation, no fire - unintentional	10	15.62%
TOTAL INCIDENTS:	64	100%

Only REVIEWED and/or LOCKED IMPORTED incidents are included. Summary results for a major incident type are not displayed if the count is zero.

Woodlawn Fire Department

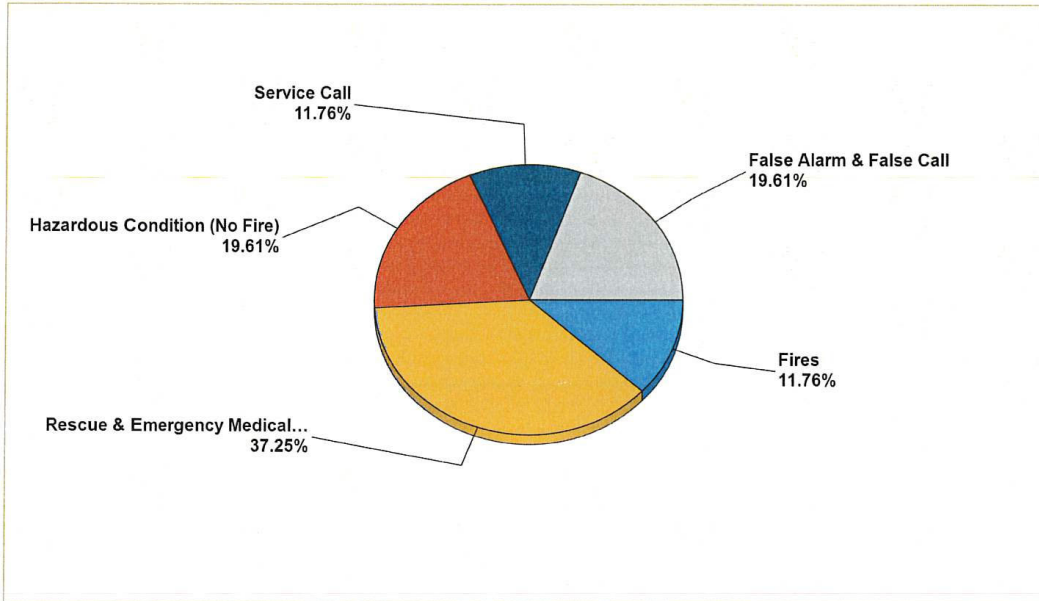
Allentown, PA

This report was generated on 4/2/2023 8:03:38 PM



Breakdown by Major Incident Types for Date Range

Zone(s): All Zones | Start Date: 03/01/2023 | End Date: 03/31/2023



MAJOR INCIDENT TYPE	# INCIDENTS	% of TOTAL
Fires	6	11.76%
Rescue & Emergency Medical Service	19	37.25%
Hazardous Condition (No Fire)	10	19.61%
Service Call	6	11.76%
False Alarm & False Call	10	19.61%
TOTAL	51	100%

Only REVIEWED and/or LOCKED IMPORTED incidents are included. Summary results for a major incident type are not displayed if the count is zero.

Detailed Breakdown by Incident Type		
INCIDENT TYPE	# INCIDENTS	% of TOTAL
111 - Building fire	4	7.84%
132 - Road freight or transport vehicle fire	1	1.96%
160 - Special outside fire, other	1	1.96%
311 - Medical assist, assist EMS crew	1	1.96%
321 - EMS call, excluding vehicle accident with injury	10	19.61%
322 - Motor vehicle accident with injuries	4	7.84%
352 - Extrication of victim(s) from vehicle	4	7.84%
400 - Hazardous condition, other	1	1.96%
411 - Gasoline or other flammable liquid spill	1	1.96%
413 - Oil or other combustible liquid spill	4	7.84%
424 - Carbon monoxide incident	1	1.96%
440 - Electrical wiring/equipment problem, other	1	1.96%
444 - Power line down	1	1.96%
462 - Aircraft standby	1	1.96%
550 - Public service assistance, other	1	1.96%
551 - Assist police or other governmental agency	2	3.92%
553 - Public service	3	5.88%
710 - Malicious, mischievous false call, other	3	5.88%
735 - Alarm system sounded due to malfunction	1	1.96%
743 - Smoke detector activation, no fire - unintentional	3	5.88%
745 - Alarm system activation, no fire - unintentional	3	5.88%
TOTAL INCIDENTS:	51	100%

Only REVIEWED and/or LOCKED IMPORTED incidents are included. Summary results for a major incident type are not displayed if the count is zero.

Woodlawn Fire Department

Allentown, PA

This report was generated on 4/2/2023 8:08:36 PM



Personnel Count per Incident for Date Range

Start Date: 03/01/2023 | End Date: 03/31/2023

INCIDENT				NUMBER OF PEOPLE		
NUMBER	DATE	INCIDENT TYPE	FDID	ON APPARATUS	NOT ON APPARATUS	TOTAL
2023-131	3/1/2023 10:49:15	352 - Extrication of victim(s) from vehicle	39032	10	2	12
2023-132	3/2/2023 17:32:44	321 - EMS call, excluding vehicle accident with injury	39032	10	4	14
2023-133	3/2/2023 19:42:13	745 - Alarm system activation, no fire - unintentional	39032	7	6	13
2023-134	3/4/2023 20:39:49	462 - Aircraft standby	39032	3	4	7
2023-135	3/5/2023 15:48:09	322 - Motor vehicle accident with injuries	39032	10	0	10
2023-138	3/6/2023 10:56:39	321 - EMS call, excluding vehicle accident with injury	39032	6	0	6
2023-139	3/6/2023 12:08:34	111 - Building fire	39032	9	5	14
2023-140	3/6/2023 16:19:04	743 - Smoke detector activation, no fire - unintentional	39032	4	13	17
2023-141	3/6/2023 18:12:17	743 - Smoke detector activation, no fire - unintentional	39032	15	8	23
2023-142	3/7/2023 18:00:20	160 - Special outside fire, other	39032	12	0	12
2023-143	3/8/2023 13:28:46	311 - Medical assist, assist EMS crew	39032	9	2	11
2023-144	3/8/2023 13:50:46	735 - Alarm system sounded due to malfunction	39032	8	3	11
2023-145	3/8/2023 13:53:48	322 - Motor vehicle accident with injuries	39032	4	8	12
2023-146	3/9/2023 13:21:32	551 - Assist police or other governmental agency	39032	11	2	13
2023-147	3/9/2023 14:09:51	322 - Motor vehicle accident with injuries	39032	14	2	16
2023-148	3/9/2023 15:01:32	413 - Oil or other combustible liquid spill	39032	17	0	17
2023-149	3/10/2023 23:29:16	444 - Power line down	39032	13	0	13
2023-150	3/11/2023 22:10:06	745 - Alarm system activation, no fire - unintentional	39032	7	0	7
2023-151	3/12/2023 15:33:33	413 - Oil or other combustible liquid spill	39032	1	5	6
2023-152	3/15/2023 10:52:58	710 - Malicious, mischievous false call, other	39032	10	4	14
2023-153	3/15/2023 11:11:10	710 - Malicious, mischievous false call, other	39032	10	4	14
2023-154	3/17/2023 01:18:23	111 - Building fire	39032	10	3	10
2023-155	3/17/2023 01:27:00	111 - Building fire	39032	2	8	10
2023-156	3/17/2023 10:49:33	413 - Oil or other combustible liquid spill	39032	11	1	12
2023-157	3/18/2023 07:39:42	743 - Smoke detector activation, no fire - unintentional	39032	7	2	9
2023-158	3/18/2023 17:18:18	440 - Electrical wiring/equipment problem, other	39032	9	4	13
2023-159	3/18/2023 19:21:49	111 - Building fire	39032	14	0	14
2023-160	3/19/2023 08:01:40	322 - Motor vehicle accident with injuries	39032	10	0	10
2023-161	3/20/2023 03:09:40	424 - Carbon monoxide incident	39032	7	0	7
2023-162	3/21/2023 13:15:50	321 - EMS call, excluding vehicle accident with injury	39032	14	0	14
2023-163	3/22/2023 06:28:06	400 - Hazardous condition, other	39032	6	3	9
2023-164	3/22/2023 11:04:22	550 - Public service assistance, other	39032	11	0	11
2023-165	3/23/2023 01:09:19	132 - Road freight or transport vehicle fire	39032	6	4	10
2023-166	3/23/2023 07:47:10	321 - EMS call, excluding vehicle accident with injury	39032	8	0	8
2023-167	3/23/2023 18:42:27	321 - EMS call, excluding vehicle accident with injury	39032	11	3	14
2023-168	3/24/2023 07:51:07	321 - EMS call, excluding vehicle accident with injury	39032	4	3	7

Only REVIEWED incidents included

INCIDENT				NUMBER OF PEOPLE		
NUMBER	DATE	INCIDENT TYPE	FDID	ON APPARATUS	NOT ON APPARATUS	TOTAL
2023-169	3/24/2023 08:29:18	710 - Malicious, mischievous false call, other	39032	8	1	9
2023-170	3/24/2023 15:38:00	321 - EMS call, excluding vehicle accident with injury	39032	9	8	17
2023-171	3/24/2023 16:00:00	553 - Public service	39032	4	6	10
2023-172	3/24/2023 18:52:55	321 - EMS call, excluding vehicle accident with injury	39032	12	4	16
2023-173	3/24/2023 20:43:21	411 - Gasoline or other flammable liquid spill	39032	18	1	19
2023-174	3/25/2023 07:00:02	553 - Public service	39032	4	1	5
2023-175	3/26/2023 06:59:06	553 - Public service	39032	3	1	4
2023-176	3/28/2023 15:39:58	551 - Assist police or other governmental agency	39032	7	6	13
2023-177	3/28/2023 15:55:00	352 - Extrication of victim(s) from vehicle	39032	11	3	14
2023-178	3/29/2023 12:25:05	745 - Alarm system activation, no fire - unintentional	39032	7	5	12
2023-179	3/29/2023 17:05:57	352 - Extrication of victim(s) from vehicle	39032	14	1	15
2023-180	3/31/2023 11:23:12	321 - EMS call, excluding vehicle accident with injury	39032	9	1	10
2023-181	3/31/2023 13:50:56	413 - Oil or other combustible liquid spill	39032	9	2	11
2023-182	3/31/2023 14:11:14	352 - Extrication of victim(s) from vehicle	39032	14	3	17
2023-183	3/31/2023 16:55:06	321 - EMS call, excluding vehicle accident with injury	39032	10	4	14
TOTAL # OF INCIDENTS: 51			AVERAGES:	9.0	2.9	11.9

Only REVIEWED incidents included