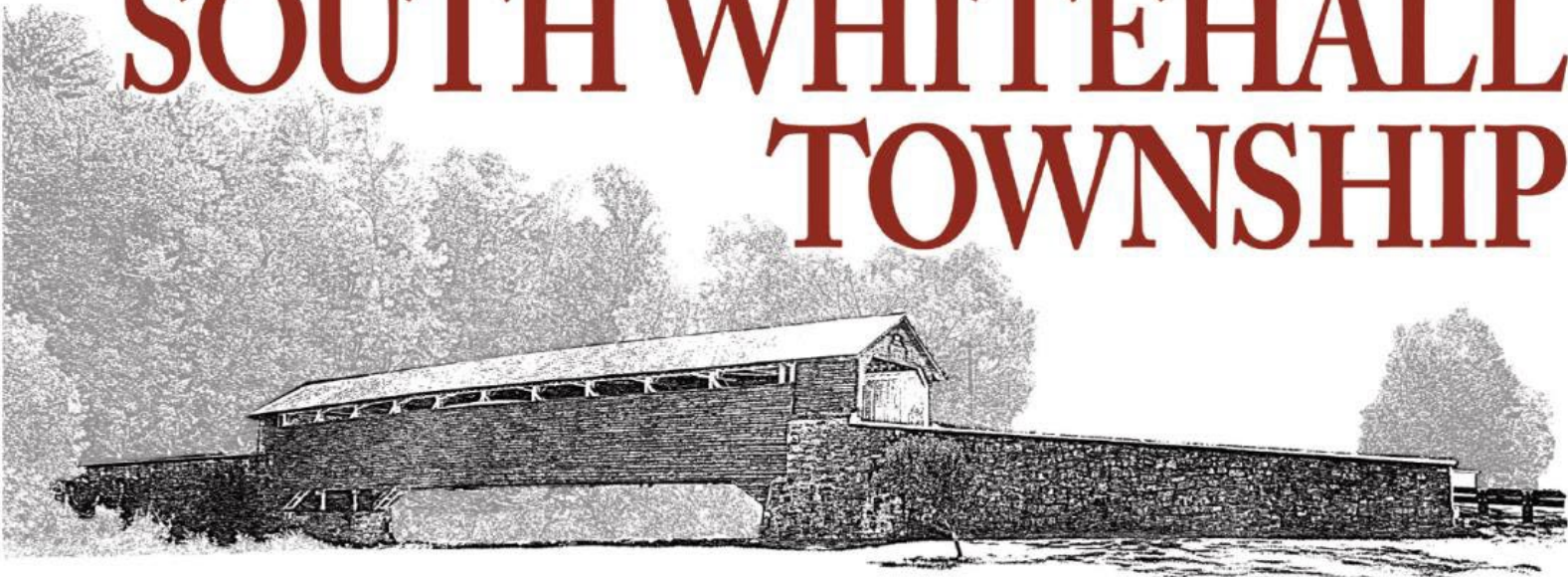


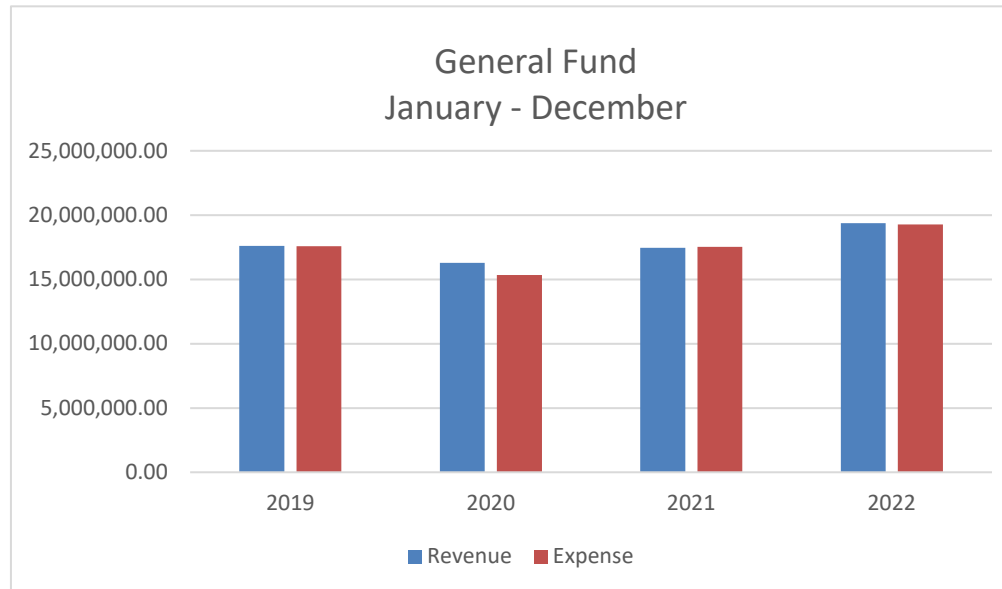
**DECEMBER 2022 FINANCIAL REPORTS ANALYSIS**

**SOUTH WHITEHALL  
TOWNSHIP**



## General Fund Revenue vs Expense YTD December 2022

Net	Budget	Actual	% Budget
2022 General Fund Revenue	\$ 16,381,700.00	\$ 19,391,860.02	118.38%
2022 General Fund Expense	\$ 16,760,705.00	\$ 19,276,623.63	115.01%
	\$ (379,005.00)	\$ 115,236.39	



\*\* Please note that the 2022 Expense Budget number now includes the 2021 rollover amounts now that we have closed 2021 in Munis.

**General Fund Revenues**  
**YTD December 2022**

<u>Category</u>	<u>YTD</u> <u>Through 12-31-2020</u>	<u>YTD</u> <u>Through 12-31-2021</u>	<u>YTD</u> <u>Through 12-31-2022</u>	<u>2022</u> <u>Budget</u>	<u>Variance to</u> <u>Budget 2022</u>
<b>Real Estate Tax Total</b>	6,750,884.05	6,847,517.00	<b>7,146,936.78</b>	6,965,444.00	-181,492.78
<b>Earned Income Tax Total</b>	3,695,891.61	3,910,980.99	<b>4,439,089.42</b>	3,500,000.00	-939,089.42
<b>Business Privilege Total</b>	2,287,067.61	2,256,017.96	<b>2,686,818.85</b>	2,350,000.00	-336,818.85
<b>Admission Tax Total</b>	155,999.60	1,340,465.29	<b>1,798,990.65</b>	1,300,000.00	-498,990.65
<b>Local Services Tax Total</b>	608,839.82	652,477.90	<b>673,438.91</b>	600,000.00	-73,438.91
<b>Real Estate Transfer Total</b>	1,008,219.85	913,676.93	<b>1,176,684.09</b>	700,000.00	-476,684.09
<b>License / Permit Fees Total</b>	410,708.06	466,762.38	<b>612,521.58</b>	489,480.00	-123,041.58
<b>Cable TV Tax Total</b>	335,759.18	332,028.83	<b>320,587.18</b>	325,000.00	4,412.82
<b>Grants and Gifts Total</b>	128,913.92	218,120.74	<b>293,715.17</b>	304,684.00	10,968.83
<b>Disc Penalties Fines Total</b>	-163,260.88	-175,614.52	<b>-172,940.39</b>	-207,409.00	-34,468.61
<b>Other Income Total</b>	1,060,215.65	674,119.28	<b>345,715.13</b>	50,001.00	-295,714.13
<b>Interest Income Total</b>	12,844.86	10,647.88	<b>70,302.65</b>	4,500.00	-65,802.65
<b>Interfund Transfers Total</b>	488.00	0.00	<b>0.00</b>	0.00	0.00
<b>Grand Total</b>	16,292,571.33	17,447,200.66	<b>19,391,860.02</b>	16,381,700.00	-3,010,160.02

**Expected Timing of Revenues:**

Real Estate Tax: Due May 31st


Business Privilege Tax: Due April 30th

Admission Tax: Our largest taxpayer is Open May - October

Local Services Tax: Received quarterly

Cable TV Franchise Tax: Received quarterly

**General Fund Revenues Comparison  
YTD December 2022**



**Real Estate Tax Revenue:**

	<u>2020</u>	<u>2021</u>	<u>2022</u>	<u>2022 vs 2021</u>
<b>March</b>	0.00	0.00	6,711.47	6,711.47
<b>April</b>	1,054,788.05	1,410,543.30	1,058,040.63	(352,502.67)
<b>May</b>	4,884,927.97	4,870,765.04	5,412,070.65	541,305.61
<b>June</b>	89,618.10	87,112.55	83,758.13	(3,354.42)
<b>July</b>	366,834.07	169,430.70	177,419.20	7,988.50
<b>August</b>	14,757.72	1,382.70	737.80	(644.90)
<b>September</b>	19,281.39	17,265.77	52,015.67	34,749.90
<b>October</b>	34,851.59	12,795.38	9,288.45	(3,506.93)
<b>November</b>	65,340.26	45,291.41	37,489.04	(7,802.37)
<b>December</b>	129,202.28	85,320.98	72,468.27	(12,852.71)
	<u>\$ 6,659,601.43</u>	<u>\$ 6,699,907.83</u>	<u>\$ 6,909,999.31</u>	<u>\$ 210,091.48</u>

**Real Estate Tax: (01000009/30110)** - 2.84975 mills or .00284975 X assessed value. Billed April 1; Due May 31 (2% discount).

We have received \$6,909,999.31 for Year to Date December 31, 2022, 100.2%. The 2022 budgeted amount for this revenue is \$6,895,444.00.

The revenue for the same period last year was \$6,699,907.83 collected as of December 31, 2021. \$172,166.93 was the base amount turned over as delinquent Real Estate and Fire Taxes for 2021. Total 2021 Real Estate Taxes were \$6,699,907.83 against a budget of \$6,807,581.00.

**General Fund Revenues Comparison  
YTD December 2022**

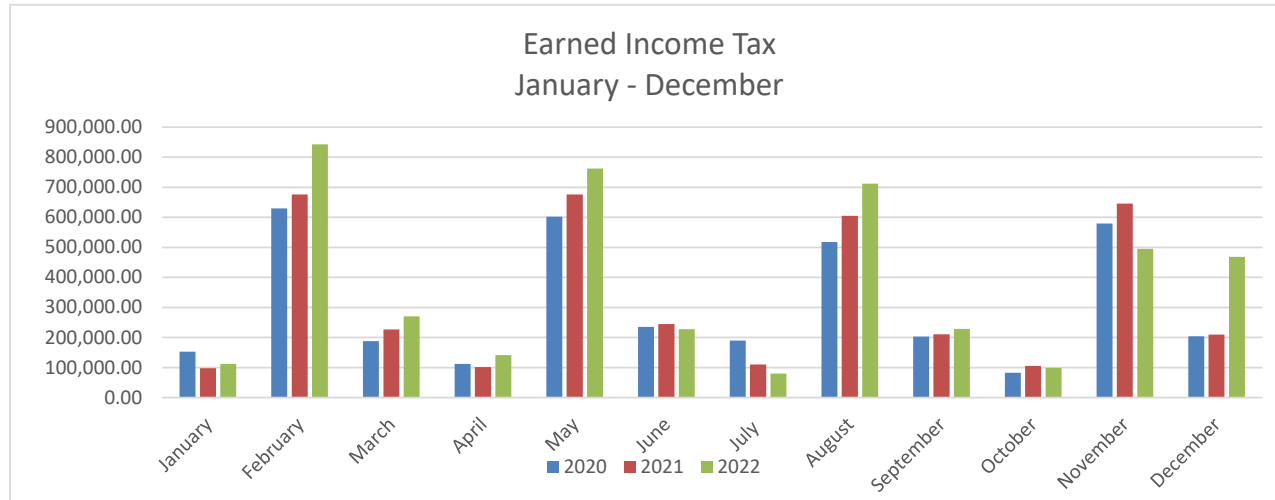


**Real Estate Transfer Tax Revenue:**

	<u>2020</u>	<u>2021</u>	<u>2022</u>	<u>2022 vs 2021</u>
January	38,275.62	73,117.25	75,190.99	2,073.74
February	35,245.85	62,353.58	50,587.49	(11,766.09)
March	56,684.66	73,850.24	89,167.34	15,317.10
April	31,283.47	47,928.89	64,064.47	16,135.58
May	24,286.92	64,164.02	82,011.13	17,847.11
June	30,268.80	85,884.64	113,144.22	27,259.58
July	479,225.48	83,973.14	90,657.73	6,684.59
August	60,886.07	84,567.98	104,050.23	19,482.25
September	71,034.50	75,901.89	77,383.88	1,481.99
October	65,513.18	86,936.55	182,279.95	95,343.40
November	59,947.20	98,474.07	70,489.67	(27,984.40)
December	55,568.10	76,524.68	177,656.99	101,132.31
	<u>\$ 1,008,219.85</u>	<u>\$ 913,676.93</u>	<u>\$ 1,176,684.09</u>	<u>\$ 263,007.16</u>

**Real Estate Transfer Tax: (01000009/31010)** - .5% on total sale of real estate. Received from Lehigh County monthly. For January - December 2022 a total of \$1,176,684.09 was received against a budget of \$700,000, 168.1%. The revenue for the same period last year was \$913,676.93 against a budgeted \$650,000, and we ended the year at 140.6%.

**General Fund Revenues Comparison  
YTD December 2022**

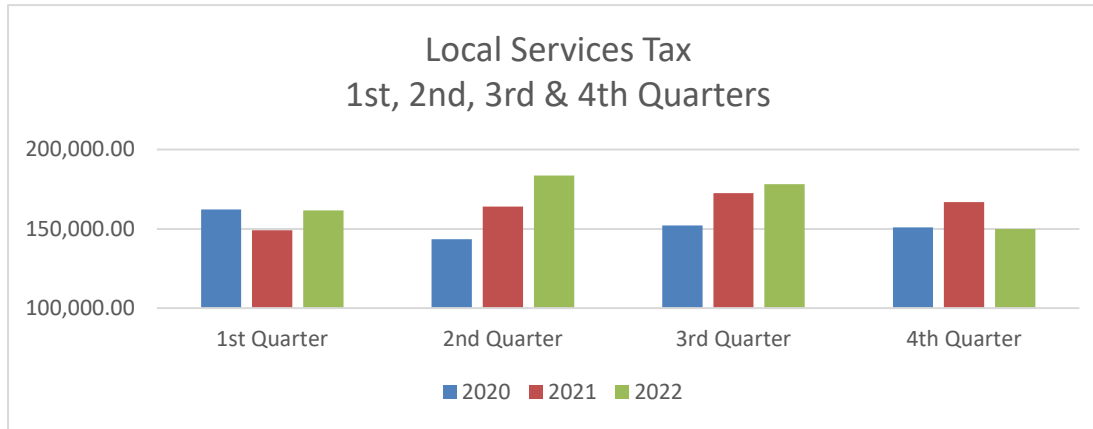


**Earned Income Tax Revenue:**

	<u>2020</u>	<u>2021</u>	<u>2022</u>	<u>2022 vs 2021</u>
January	153,020.91	98,303.84	111,655.28	13,351.44
February	629,495.94	676,421.80	842,996.70	166,574.90
March	188,048.27	226,440.14	270,347.78	43,907.64
April	111,724.30	101,744.98	141,580.32	39,835.34
May	601,901.73	676,269.88	762,553.74	86,283.86
June	235,378.14	245,023.65	228,024.89	(16,998.76)
July	189,402.38	110,030.95	80,251.11	(29,779.84)
August	517,856.45	604,674.27	711,584.63	106,910.36
September	202,580.15	210,743.34	228,310.75	17,567.41
October	82,959.90	105,596.80	98,980.56	(6,616.24)
November	579,455.34	645,982.20	494,839.97	(151,142.23)
December	204,068.10	209,749.14	467,963.69	258,214.55
<b>Total</b>	<b>\$ 3,695,891.61</b>	<b>\$ 3,910,980.99</b>	<b>\$ 4,439,089.42</b>	<b>\$ 528,108.43</b>

**Earned Income Tax: (0100009/31021)** - .5% paid by Township residents on wages earned. Berkheimer collects and pays Township monthly. We received for January - December 2022 a total of \$4,439,089.42 against a budget of \$3,500,000, 126.8%. The revenue for the same period last year was \$3,910,980.99 against a budget of a \$3,300,000, and we ended the year at 118.5%.

**General Fund Revenues Comparison  
YTD December 2022**



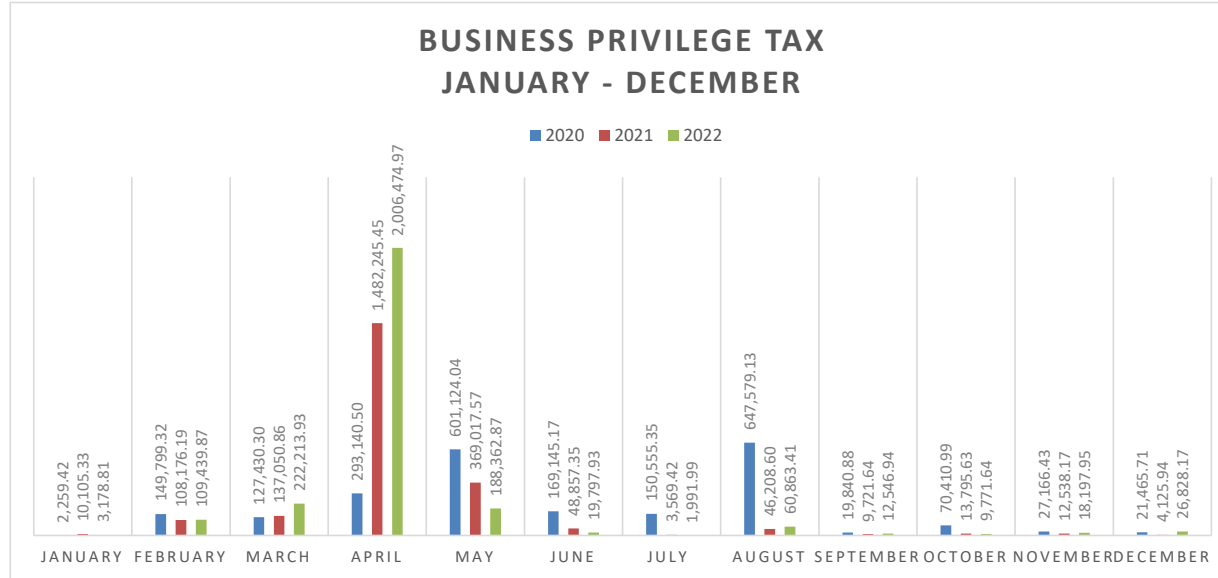
**Local Services Tax Revenue:**

	<u>2020</u>	<u>2021</u>	<u>2022</u>	<u>Diff</u>
<b>1st Quarter</b>	162,309.36	149,021.20	161,582.03	12,560.83
<b>2nd Quarter</b>	143,383.84	164,098.09	183,630.69	19,532.60
<b>3rd Quarter</b>	152,178.16	172,428.91	178,226.19	5,797.28
<b>4th Quarter</b>	150,968.46	166,929.70	150,000.00	(16,929.70)
	<b>\$ 608,839.82</b>	<b>\$ 652,477.90</b>	<b>\$ 673,438.91</b>	<b>\$ 20,961.01</b>

\*The 4th quarter 2022 is an estimated accrual based on prior years 4th quarter.

**Local Services Tax: (01000009/31051)** - \$52.00 per person annually employed within the Township. Parkland School District collects and pays Township quarterly. We recorded \$673,438.91 for January - December 2022, against a budget of \$600,000, 112.2%. Revenue for the same period last year was \$652,477.90 against a budgeted \$675,000, and we ended the year at 94.2%.

**General Fund Revenues Comparison  
YTD December 2022**



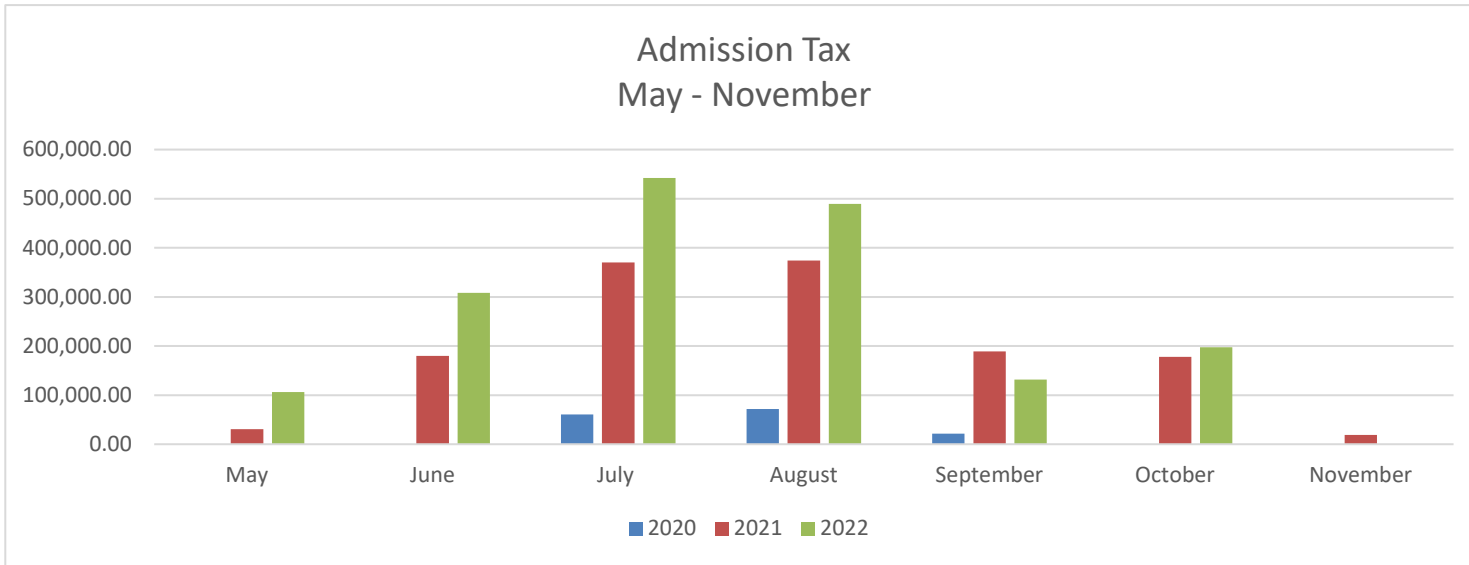
**Business Privilege Tax Revenue:**

	<u>2020</u>	<u>2021</u>	<u>2022</u>	<u>2022 vs 2021</u>
January	2,259.42	10,105.33	3,178.81	(6,926.52)
February	149,799.32	108,176.19	109,439.87	1,263.68
March	127,430.30	137,050.86	222,213.93	85,163.07
April	293,140.50	1,482,245.45	2,006,474.97	524,229.52
May	601,124.04	369,017.57	188,362.87	(180,654.70)
June	169,145.17	48,857.35	19,797.93	(29,059.42)
July	150,555.35	3,569.42	1,991.99	(1,577.43)
August	647,579.13	46,208.60	60,863.41	14,654.81
September	19,840.88	9,721.64	12,546.94	2,825.30
October	70,410.99	13,795.63	9,771.64	(4,023.99)
November	27,166.43	12,538.17	18,197.95	5,659.78
December	21,465.71	4,125.94	26,828.17	22,702.23
	<u>\$ 2,279,917.24</u>	<u>\$ 2,245,412.15</u>	<u>\$ 2,679,668.48</u>	<u>\$ 434,256.33</u>

**Business Privilege Tax: (0100009/31036)** - .1% (.001) wholesale or .15% (.0015) service/retail of gross receipts. Due April 30. We received for January - December 2022 a total of \$2,679,668.48 against a budgeted \$2,350,000, 114%. The revenue for the same period last year was \$2,245,412.15 against a budgeted \$2,150,000, and we ended the year at 104.4%. Note: The 2020 BP deadline was moved to July 15.



**General Fund Revenues Comparison  
YTD December 2022**



**Admission Tax Revenue:**

	<u>2020</u>	<u>2021</u>	<u>2022</u>	<u>2021 vs 2020</u>
May	0.00	30,835.28	106,157.08	75,321.80
June	0.00	179,600.64	308,522.56	128,921.92
July	60,927.04	370,106.08	541,975.98	171,869.90
August	71,418.12	374,057.21	489,690.18	115,632.97
September	21,233.75	188,888.82	131,547.26	(57,341.56)
October	0.00	178,055.38	197,537.02	19,481.64
November	0.00	18,607.39	0.00	(18,607.39)
	<b>\$ 153,578.91</b>	<b>\$ 1,340,150.80</b>	<b>\$ 1,775,430.08</b>	<b>\$ 435,279.28</b>

**Admission Tax: (0100009/31061)** - 5% of gross receipts. The figures above only include our largest Admissions taxpayer and they are open from May through October. As of December 31, 2022, we received \$1,798,990.65 against a budget of \$1,300,00 138.4%. Comparatively last year, we recorded \$1,340,150.80 against a budgeted \$800,000, and we ended the year at 167.6%. Our largest Admissions taxpayer was not open the majority of 2020 due to Covid-19.

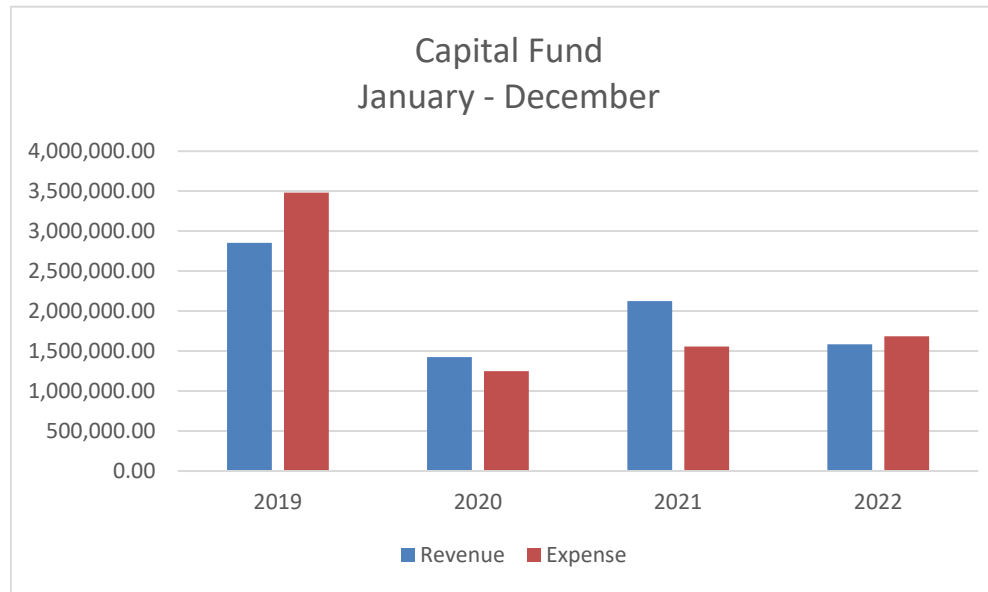
**General Fund Expenses  
YTD December 2022**

<u>Category</u>	<u>YTD Through 12-31-2022</u>	<u>2022 Budget</u>	<u>Remaining Budget</u>
<b>Computers / Programming Total</b>	569.00	3,000.00	2,431.00
<b>Contributions Total</b>	41,500.00	45,500.00	4,000.00
<b>Engineer Fees/ Services Total</b>	308,559.47	415,200.00	106,640.53
<b>Equipment Rentals Total</b>	6,892.52	26,000.00	19,107.48
<b>General Gov Expense Total</b>	3,574.56	8,700.00	5,125.44
<b>Insurance Total</b>	493,738.19	634,653.00	140,914.81
<b>Major Machinery Total</b>	58,176.74	74,300.00	16,123.26
<b>Materials / Supplies Total</b>	854,230.76	910,951.14	56,720.38
<b>Professional Development Total</b>	66,815.06	119,995.00	53,179.94
<b>Salaries / Benefits Total</b>	11,632,769.60	12,194,318.15	561,548.55
<b>Services Total</b>	1,336,422.15	2,102,087.83	765,665.68
<b>Solicitor Fees Total</b>	84,094.20	218,500.00	134,405.80
<b>Utilities Total</b>	1,889.93	2,000.00	110.07
<b>Land/Building Improvements Total</b>	0.00	5,500.00	5,500.00
<b>Bank Fees Total</b>	507.00	0.00	-507.00
<b>Interfund Transfer Total</b>	4,386,884.45	0.00	-4,386,884.45
<b>Grand Total</b>	19,276,623.63	16,760,705.12	-2,515,918.51

**Capital Reserve Fund  
YTD December 2022**

<b>Net</b>	<b>Budget</b>	<b>Actual</b>	<b>% Budget</b>
2022 Capital Fund Revenue	\$ 46,970.00	\$ 1,583,943.38	3372.24%
2022 Capital Fund Expense	\$ 2,745,745.00	\$ 1,684,538.80	61.35%
	<u>\$ (2,698,775.00)</u>	<u>\$ (100,595.42)</u>	

\* the above revenue includes interfund transfers from General Fund.



\*\* Please note that the 2022 Expense Budget number now includes the 2021 rollover amounts now that we have closed 2021 in Munis.

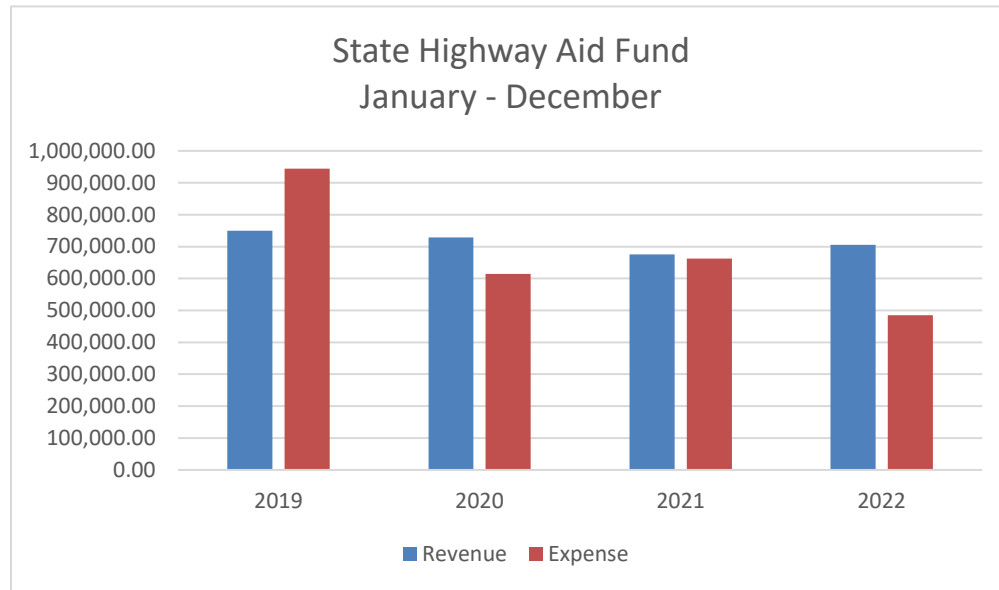
## 2022 Capital Expense Budget @ December, 31 2022 (Township)

		<u>Final 2022 Budget</u>	<u>Paid in 2022</u>	<u>Encumbered/R</u> <u>eq</u>	<u>Remaining Budget</u>
<b>1. Police</b>					
a. Police Cars	30410003/40720	\$217,113	\$112,067	\$96,143	\$8,903
<b>Subtotal</b>		<b>\$217,113</b>	<b>\$112,067</b>	<b>\$96,143</b>	<b>\$8,903</b>
<b>2. Public Works</b>					
a. Paving 2022	30430003/40610	\$1,000,000	\$785,402	\$214,598	\$0
b. Ford F-550	30430003/40720	\$82,200	\$0	\$87,377	(\$5,177)
c. Payloader (1/2 General Fund & 1/2 Water Fund)	30430003/40720	\$92,500	\$89,900	\$0	\$2,600
d. Wehr's Dam	30430003/40800	\$850,000	\$321,638	\$112,709	\$415,654
<b>Subtotal</b>		<b>\$2,024,700</b>	<b>\$1,196,940</b>	<b>\$414,683</b>	<b>\$413,077</b>
<b>3. Parks &amp; Recreation</b>					
a. Jordan Creek Greenway Design/Permitting (Sections 35-45) \$150,000 Grant award (with Township match)	30451003/40973	\$187,000	\$13,694	\$156,183	\$17,123
b. Jacoby Park & Playground Improvements	30451003/40981	\$15,000	\$12,235	\$0	\$2,765
<b>Subtotal</b>		<b>\$202,000</b>	<b>\$25,929</b>	<b>\$156,183</b>	<b>\$19,888</b>
<b>4. Emergency Management</b>					
a. EM Vehicle Replacement	30415003/40720	\$40,000	\$36,100	\$0	\$3,900
b. Radio Replacement Fund Contribution	30415003/40760	\$50,000	\$50,000	\$0	\$0
<b>Subtotal</b>		<b>\$90,000</b>	<b>\$86,100</b>	<b>\$0</b>	<b>\$3,900</b>
<b>5. Community Development</b>					
a. John Frantz Vehicle Replacement (1/2 General Fund & 1/2 Fire Fund)	30460003/40720	\$22,000	\$22,000	\$0	\$0
<b>Subtotal</b>		<b>\$22,000</b>	<b>\$22,000</b>	<b>\$0</b>	<b>\$0</b>
<b>Total Capital Expenditures</b>		<b>\$2,555,813</b>	<b>\$1,443,036</b>	<b>\$667,009</b>	<b>\$445,768</b>

**State Highway Aid Fund  
YTD December 2022**

<b>Net</b>	<b>Budget</b>	<b>Actual</b>	<b>% Budget</b>
2022 State Highway Aid Fund Revenue	\$ 665,000.00	\$ 706,011.82	106.17%
2022 State Highway Aid Fund Expense	\$ 836,125.00	\$ 484,950.03	58.00%
	\$ (171,125.00)	\$ 221,061.79	

2022 Expenses are comprised of \$320,299.61 for Street Lighting, \$10,113.66 for Traffic Maintenance, \$133,533.86 for Salt and \$36,642.26 for the Sweeper payment.

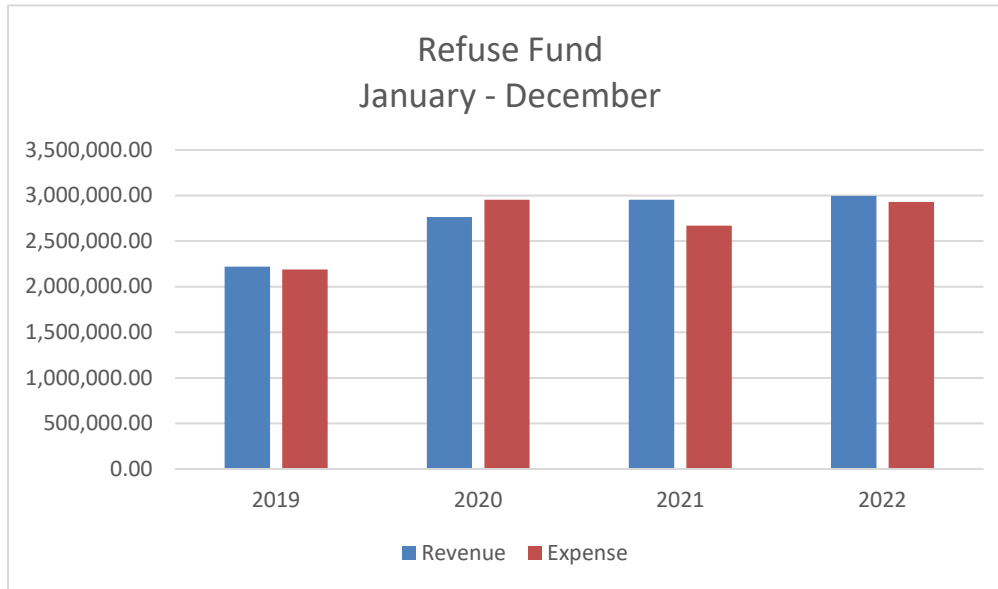


NOTE: Revenue for State Highway Aid is received between the end of March and the beginning of April each year.

**Refuse Fund  
YTD December 2022**

<b>Net</b>	<b>Budget</b>	<b>Actual</b>	<b>% Budget</b>
2022 Refuse Fund Revenue	\$ 2,929,000.00	\$ 2,997,070.32	102.32%
2022 Refuse Fund Expense	\$ 3,146,521.00	\$ 2,929,717.90	93.11%
	<u>\$ (217,521.00)</u>	<u>\$ 67,352.42</u>	

The 2022 expenses are comprised of mostly hauler fees in the amount of \$2,606,439.91. (December is an accrued amount that is 1/12 of the total year budget).

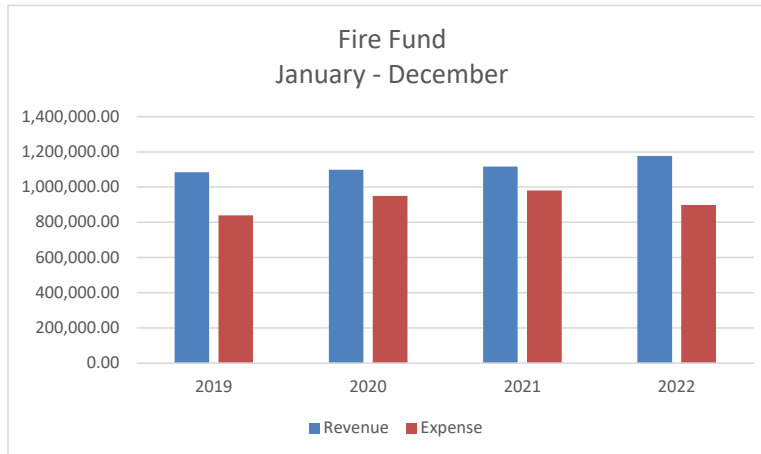


NOTE: On January 1, 2020 the Refuse rate went from \$70.00 per quarter to \$95.00 per quarter.

\*\* Please note that the 2022 Expense Budget number now includes the 2021 rollover amounts now that we have closed 2021 in Munis.

**Fire Fund  
YTD December 2022**

<b>Net</b>	<b>Budget</b>	<b>Actual</b>	<b>% Budget</b>
2022 Fire Fund Revenue	\$ 1,134,518.00	\$ 1,176,384.59	103.69%
2022 Fire Fund Expense	\$ 1,047,781.00	\$ 898,699.41	85.77%
	\$ 86,737.00	\$ 277,685.18	



NOTE: Fire Taxes are due on May 31st.

**2022 Capital Expense Budget @ December 31, 2022 (Fire Fund)**

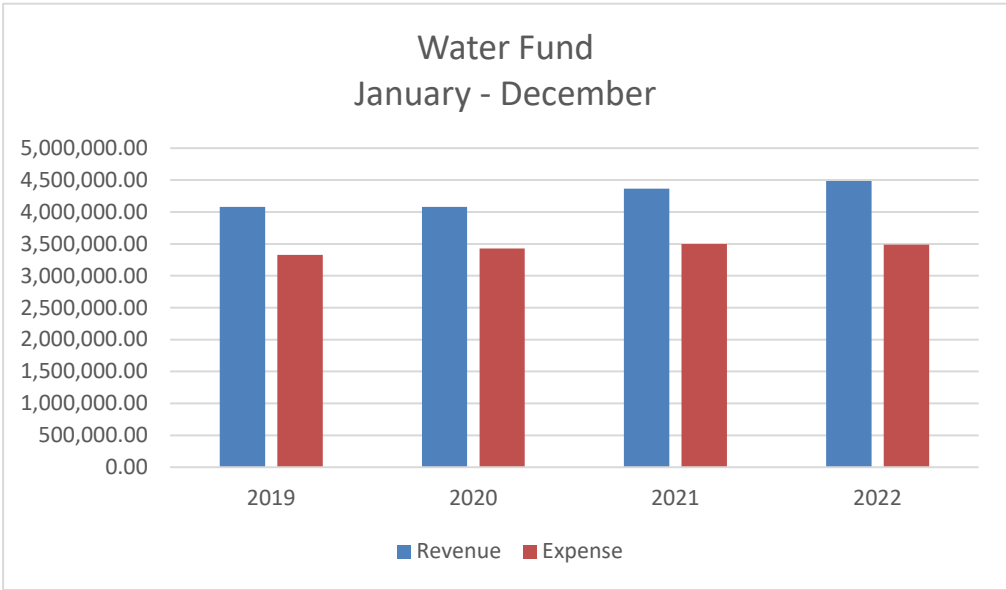
	<u>Final 2022 Budget</u>	<u>Paid in 2022</u>	<u>Encumbered/ Req</u>	<u>Remaining Budget</u>
<b>1. Fire</b>				
a. Cetronia - Cascade Air Refilling Station	\$30,381			\$30,381
b. Greenawalds - Gear Dryer	\$11,000			\$11,000
c. Greenawalds - Replace Doors	\$5,300			\$5,300
d. Greenawalds - Bunk Room	\$43,000	\$9,851		\$33,150
e. Greenawalds - Heat Pump	\$7,000			\$7,000
f. Woodlawn - Corrosion Mitigation	\$30,000	\$31,683		(\$1,683)
g. Replace John Frantz Vehicle (1/2 Fire & 1/2 General)	\$22,000	\$20,805		\$1,195
h. Greenawalds - Radios	\$143,000	\$142,387		\$613
<b>Subtotal</b>	<b>\$291,681</b>	<b>\$204,726</b>	<b>\$0</b>	<b>\$86,955</b>

**Water Fund  
YTD December 2022**

<b>Net</b>	<b>Budget</b>	<b>Actual</b>	<b>% Budget</b>
2022 Water Fund Revenue	\$ 4,255,900.00	\$ 4,486,142.06	105.41%
2022 Water Fund Expense	\$ 5,106,374.00	\$ 3,486,681.22	68.28%
	<u>\$ (850,474.00)</u>	<u>\$ 999,460.84</u>	

Water Metered Fees revenue is \$4,154,487.84 as of December 31, 2022.

Water Purchase Fees are \$1,294,767.83, of which September - December are accrued amount



\*\* Please note that the 2022 Expense Budget number now includes the 2021 rollover amounts now that we have closed 2021 in Munis.



**Water Fund Revenues**  
**YTD December 2022**

<u>Category</u>	<u>YTD</u> <u>Through 12-31-2020</u>	<u>YTD</u> <u>Through 12-31-2021</u>	<u>YTD</u> <u>Through 12-31-2022</u>	<u>2022</u> <u>Budget</u>	<u>Variance to</u> <u>Budget 2022</u>
<b>Metered / Flat Sales Total</b>	3,696,749.32	3,950,841.91	<b>4,154,487.84</b>	3,888,000.00	266,487.84
<b>Grants and Gifts Total</b>	89,388.50	89,057.50	<b>89,284.65</b>	83,400.00	5,884.65
<b>License / Permit Fees Total</b>	120.00	0.00	<b>0.00</b>	0.00	0.00
<b>Interest Income Total</b>	3,624.09	1,924.61	<b>11,053.98</b>	0.00	11,053.98
<b>Other Income Total</b>	17,706.60	26,395.00	<b>31,963.88</b>	21,500.00	18,423.88
<b>Disc / Penalties / Fines Total</b>	4,173.30	8,025.15	<b>13,429.33</b>	3,000.00	8,595.14

**Water Fund Expenses  
YTD December 2022**

<u>Category</u>	<u>YTD Through 12-31-2022</u>	<u>2022 Budget</u>	<u>Remaining Budget</u>
Salaries / Benefits Total	767,529.32	859,882.00	92,352.68
Materials / Supplies Total	65,592.18	114,089.69	48,497.51
Services Total	324,791.64	483,045.38	158,253.74
Engineer Fees / Services Total	51,601.19	76,125.00	24,523.81
Solicitor Fees Total	0.00	15,000.00	15,000.00
Major Machinery Total	47,446.05	95,809.67	48,363.62
Equipment Rentals Total	376.16	2,500.00	2,123.84
Vehicles Total	89,900.00	92,500.00	2,600.00
Water Purchase Fees Total	1,294,767.83	1,511,578.00	216,810.17
Land / Building Improvements Total	232,278.01	495,862.99	263,584.98
Debt Total	0.00	38,381.00	38,381.00
System Improvements Total	415,248.75	1,193,800.11	778,551.36
General Gov Expense Total	0.00	25,000.00	25,000.00
Insurance Total	40,000.00	40,000.00	0.00
Professional Development Total	4,796.00	8,800.00	4,004.00
Unappropriated Reserve Total	0.00	0.00	0.00
Other Income Total	65,862.52	54,000.00	11,862.52
Interfund Transfer Total	86,491.57	0.00	86,491.57
<b>Grand Total</b>	<b>3,486,681.22</b>	<b>5,106,373.84</b>	<b>1,619,692.62</b>

**2022 Capital Expenses for Water Fund @ December 31, 2022**

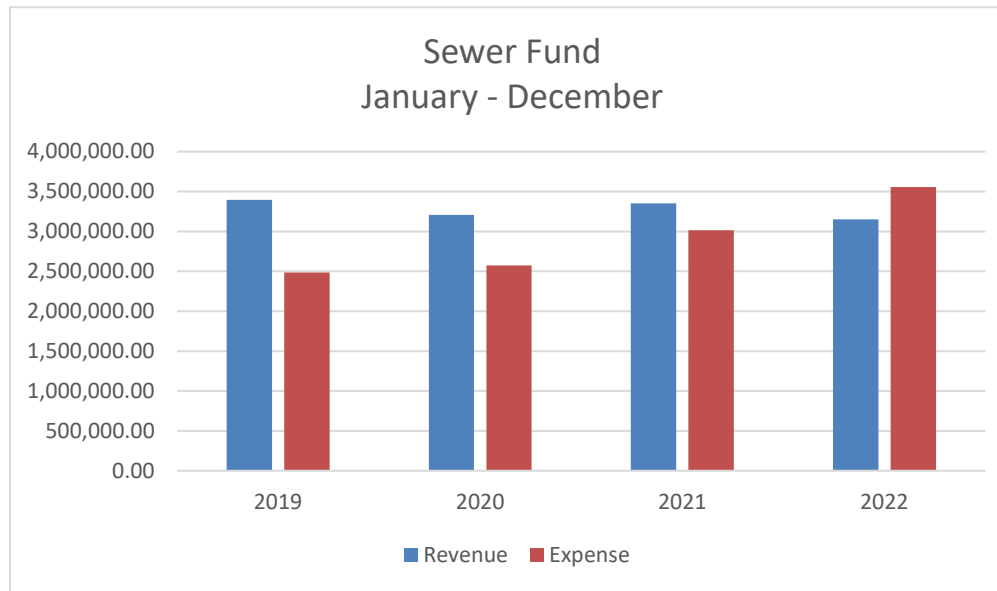
<u>Water Fund Capital Expenses</u>	<u>Final 2022 Budget</u>	<u>Paid in 2022</u>	<u>Encumbered/R eq</u>	<u>Remaining Budget</u>
a. Buildings	\$405,000	\$232,278	\$74,875	\$97,847
b. Water Station Maintenance	\$74,100	\$50,442	\$0	\$23,658
c. System Improvement	\$815,000	\$364,807	\$288,565	\$161,628
d. Vehicles	\$92,500	\$89,900	\$0	\$2,600
e. MajorMachinery & Equipment	\$48,000	\$43,810	\$3,552	\$638
<b>Subtotal</b>	<b>\$1,434,600</b>	<b>\$781,236</b>	<b>\$366,992</b>	<b>\$286,371</b>

**Sewer Fund  
YTD December 2022**

<b>Net</b>	<b>Budget</b>	<b>Actual</b>	<b>% Budget</b>
2022 Sewer Fund Revenue	\$ 3,264,500.00	\$ 3,149,682.52	96.48%
2022 Sewer Fund Expense	\$ 4,250,517.00	\$ 3,554,800.03	83.63%
	<u>\$ (986,017.00)</u>	<u>\$ (405,117.51)</u>	

Sewer Metered and Flat Fees are \$2,708,599.79 as of December 31, 2022.

Sewer Disposal Fees are \$1,511,652.67, of which October - December are accrued amounts.



\*\* Please note that the 2022 Expense Budget number now includes the 2021 rollover amounts now that we have closed 2021 in Munis.

**Sewer Fund Revenues**  
**YTD Decemober 2022**

<u>Category</u>	<u>YTD</u> <u>Through 12-31-2020</u>	<u>YTD</u> <u>Through 12-31-2021</u>	<u>YTD</u> <u>Through 12-31-2022</u>	<u>2022</u> <u>Budget</u>	<u>Variance to</u> <u>Budget 2022</u>
<b>Metered / Flat Sales Total</b>	2,648,929.37	2,703,523.82	<b>2,708,599.79</b>	2,862,000.00	153,400.21
<b>Grants and Gifts Total</b>	74,278.13	74,784.55	<b>72,279.26</b>	80,000.00	7,720.74
<b>License / Permit Fees Total</b>	200.00	400.00	<b>600.00</b>	2,500.00	1,900.00
<b>Interest Checking Revenue Total</b>	4,187.07	2,082.16	<b>18,258.23</b>	0.00	18,258.23
<b>Other Income Total</b>	7,000.00	9,600.00	<b>7,215.00</b>	9,500.00	2,285.00
<b>Disc / Penalties / Fines Total</b>	1,681.67	4,489.89	<b>10,830.18</b>	3,000.00	7,830.18

**Sewer Fund Expenses  
YTD December 2022**

<u>Category</u>	<u>YTD Through 12-31-2022</u>	<u>2022 Budget</u>	<u>Remaining Budget</u>
Salaries / Benefits Total	967,212.53	1,045,604.00	78,391.47
Materials / Supplies Total	29,977.69	44,000.00	14,022.31
Services Total	38,623.74	93,962.70	55,338.96
Engineer Fees / Services Total	69,976.12	54,000.00	-15,976.12
Solicitor Fees Total	0.00	40,000.00	40,000.00
Major Machinery and Equipment Total	816,472.49	815,807.67	-664.82
Equipment Rentals Total	0.00	2,000.00	2,000.00
Disposal Fees Total	1,511,652.67	1,404,116.36	-107,536.31
Buildings Total	0.00	2,500.00	2,500.00
System Improvement Total	53,122.27	306,876.10	253,753.83
General Gov Expense Total	0.00	50,000.00	50,000.00
Insurance Total	1,900.00	1,900.00	0.00
Professional Development Total	0.00	4,500.00	4,500.00
Unappropriated Reserve Total	0.00	0.00	0.00
EPA Total	0.00	325,000.00	325,000.00
Other Income Total	65,862.52	60,250.00	-5,612.52
<b>Grand Total</b>	<b>3,554,800.03</b>	<b>4,250,516.83</b>	<b>695,716.80</b>

**2022 Capital Expenses for Sewer Fund @ December 31, 2022**

<u>Sewer Fund Capital Expenses</u>	<u>Final 2022 Budget</u>	<u>Paid in 2022</u>	<u>Encumbered/ Req</u>	<u>Remaining Budget</u>
a. EPA Sanitary Repairs	\$325,000		310,000.00	\$15,000
b. Water Station Maintenance	\$2,500			\$2,500
c. System Improvement	\$210,000	\$53,122		\$156,878
d. Major Machinery & Equipment	\$443,000	\$443,665		(\$665)
<b>Subtotal</b>	<b>\$980,500</b>	<b>\$496,787</b>	<b>310,000.00</b>	<b>\$173,713</b>

**South Whitehall Township**  
**Bank Balances**

	December 31, 2022	December 31, 2021
Cash - General Fund	\$ 4,033,697.13	\$ 3,174,236.29
Cash - Fiscal Stability Fund	\$ 4,450,027.16	\$ 2,414,993.42
Cash - Capital Reserve Fund	\$ 545,402.11	\$ 366,388.92

**South Whitehall Township**  
**Water & Sewer**  
**Bank Balances**

	December 31, 2022	December 31, 2021
Cash - Water Fund (Wells Fargo)	\$ 3,456,523.31	\$ 4,456,265.35
Cash - Water Fund (Neffs)	\$ 557,324.89	\$ 555,852.74
Cash - Water Fund (Univest)	\$ 1,500,369.86	\$ -
Cash - Sewer Fund	\$ 3,429,957.94	\$ 5,573,895.57
Cash - Sewer Fund (Univest)	\$ 2,009,238.44	\$ -

# General Fund



# SOUTH WHITEHALL TOWNSHIP, PA



## BALANCE SHEET FOR 2022 12

FUND: 01 General Fund			NET CHANGE FOR PERIOD	ACCOUNT BALANCE
<b>ASSETS</b>				
01	10000	General Fund Checking	-1,721,599.67	4,029,429.66
01	10100	AP Checking	.00	29,048.49
01	10400	Escrow Sub Accounts Govt Banki	3,127.61	3,931,115.77
01	11000	Petty Cash	.00	1,000.00
01	11010	Credit Card Checking Cash	.00	600.00
01	12450	Revenue Accrual	542,472.87	240,784.04
01	13500	Due from Other Governments	.00	68,056.82
01	14001	Real Estate Tax Receivable	.00	108,857.77
01	14036	B P Tax Receivable	.00	4,513.84
01	14201	Del Real Estate Tax Receivable	.00	202,845.11
01	14530	Accounts Receivable	-161,032.29	608,366.31
01	14533	Allowance for Bad Debts	.00	.25
01	14555	Earned Income/LST Tax Rec.	.00	167,542.24
01	14600	Cable Tax Receivable	.00	83,849.29
01	14700	Transfer Tax Receivable	.00	74,994.19
01	15500	Prepaid	401,723.94	583,027.08
01	19000	Interfund Transfer	-925,420.65	530,790.98
01	19001	Due From Authority	.00	367,868.42
<b>TOTAL ASSETS</b>			<b>-1,860,728.19</b>	<b>11,032,690.26</b>
<b>LIABILITIES</b>				
01	20020	Accounts Payable	.00	-624.68
01	20025	Accounts Payable Accrual	-119,581.64	-138,356.73
01	24600	Accrued Compensation Payable	-235,880.23	-235,780.23
01	24800	Escrow Payable	2,333.71	-3,931,115.78
01	27003	Due to Payroll Fund	.00	65,112.28
01	28000	Def Inflow Unavail Prop Rev	.00	-185,194.06
01	28001	Def Inflow Unavail Rev Oth	.00	-650,319.88
01	29000	Interfund Transfer	.00	-1,365,946.74
01	29001	Due to Authority	.00	-38,444.00
01	29800	Deferred Rev.	150.00	7,125.00
<b>TOTAL LIABILITIES</b>			<b>-352,978.16</b>	<b>-6,473,544.82</b>
<b>FUND BALANCE</b>				
01	18300	Estimated Revenue Control	.00	16,381,700.00
01	18500	General Fund Revenue Control	-1,312,751.93	-19,391,860.02
01	27998	Fund Balance Adjustment	.00	4,549,053.23
01	27999	Fund Balance	.00	-8,992,962.28
01	29100	Encumbrance Control	-119,430.27	241,383.45
01	29200	Appropriation Control	.00	-16,760,705.12
01	29400	General Fund Expenditure Contr	3,526,458.28	19,276,623.63
01	29600	Budgetary Fund Balance Control	.00	379,005.12
01	29700	Fund Bal Reser for Encumbrance	119,430.27	-241,383.45
<b>TOTAL FUND BALANCE</b>			<b>2,213,706.35</b>	<b>-4,559,145.44</b>
<b>TOTAL LIABILITIES + FUND BALANCE</b>			<b>1,860,728.19</b>	<b>-11,032,690.26</b>

# SOUTH WHITEHALL TOWNSHIP, PA



## YTD BUDGET REVENUES DECEMBER 2022

FOR 2022 12

ACCOUNTS FOR:	ORIGINAL ESTIM REV	REVISED EST REV	ACTUAL YTD REVENUE	ACTUAL MTD REVENUE	REMAINING REVENUE	PCT COLL
01 General Fund						
<b>000 Undefined</b>						
01000009 30110 RETRev	-6,895,444	-6,895,444	-6,909,999.31	-72,468.27	14,555.31	100.2%
01000009 30120 RETRefRev	15,000	15,000	12,314.65	690.90	2,685.35	82.1%
01000009 30130 DeI RETRev	-65,000	-65,000	-194,724.26	-45,381.01	129,724.26	299.6%
01000009 30160 IrnRETRev	-20,000	-20,000	-54,527.86	-5,994.78	34,527.86	272.6%
01000009 31010 RETTrRev	-700,000	-700,000	-1,176,684.09	-177,656.99	476,684.09	168.1%
01000009 31021 EITRev	-3,500,000	-3,500,000	-4,439,089.42	-467,963.69	939,089.42	126.8%
01000009 31036 BPTaxRev	-2,350,000	-2,350,000	-2,679,668.48	-26,828.17	329,668.48	114.0%
01000009 31038 BPTxReRev	5,000	5,000	.00	.00	5,000.00	.0%
01000009 31040 BPTxAgRev	-5,000	-5,000	-7,150.37	.00	2,150.37	143.0%
01000009 31051 LoSerTxRev	-600,000	-600,000	-673,438.91	-150,000.00	73,438.91	112.2%
01000009 31061 AdmTxRev	-1,300,000	-1,300,000	-1,798,990.65	-20,909.74	498,990.65	138.4%
01000009 31902 PenRETRev	0	0	-18,054.08	-7,846.42	18,054.08	100.0%
01000009 31913 IntBPREv	-4,500	-4,500	-50,880.86	-9,633.06	46,380.86	1130.7%
01000009 31914 PenBPREv	-4,500	-4,500	-13,635.19	-1,260.91	9,135.19	303.0%
01000009 32132 JunkLicRev	-300	-300	.00	.00	-300.00	.0%
01000009 32135 BevLicRev	-7,350	-7,350	-7,500.00	.00	150.00	102.0%
01000009 32145 BPLicRev	-67,000	-67,000	-84,615.54	-1,750.00	17,615.54	126.3%
01000009 32180 CaTVTxRev	-325,000	-325,000	-320,587.18	-78,000.00	-4,412.82	98.6%
01000009 34101 IntChecRev	0	0	-17,106.98	-15,928.55	17,106.98	100.0%
01000009 34106 MisIntRev	0	0	-2,314.81	-2,314.81	2,314.81	100.0%
01000009 35900 LGovTaxRev	-1,000	-1,000	-1,000.00	.00	.00	100.0%
01000009 36247 AmAdPerRev	-30	-30	-30.00	.00	.00	100.0%
01000009 36255 MiscellRev	-2,000	-2,000	-35,701.36	-6,726.01	33,701.36	1785.1%
01000009 36715 LibLease	-1	-1	-1.00	.00	.00	100.0%
01000009 36725 HeaIns	0	0	-190,288.12	-190,288.12	190,288.12	100.0%
01000009 37392 DisREOff	137,909	137,909	130,062.06	.00	7,846.94	94.3%
01000009 37394 CoChCoOff	4,000	4,000	1,638.00	.00	2,362.00	41.0%
01000009 37395 CoChRETOff	20,000	20,000	23,533.67	3,533.14	-3,533.67	117.7%
01000009 37398 CoChEITOff	50,000	50,000	49,395.93	5,195.69	604.07	98.8%
01000009 39110 SaleFARev	-20,000	-20,000	-99,566.00	.00	79,566.00	497.8%
01001009 35400 GrantRev	-14,000	-14,000	-16,541.75	.00	2,541.75	118.2%
<b>TOTAL Undefined</b>	<b>-15,649,216</b>	<b>-15,649,216</b>	<b>-18,575,151.91</b>	<b>-1,271,510.80</b>	<b>2,925,935.91</b>	<b>118.7%</b>

**YTD BUDGET REVENUES**  
**DECEMBER 2022**

FOR 2022 12

ACCOUNTS FOR:	ORIGINAL ESTIM REV	REVISED EST REV	ACTUAL YTD REVENUE	ACTUAL MTD REVENUE	REMAINING REVENUE	PCT COLL
01 General Fund						
<b>410 Police</b>						
01005009 35400 GrantRev	-8,000	-8,000	.00	.00	-8,000.00	.0%
01006009 35400 GrantRev	-216,184	-216,184	-153,676.21	.00	-62,507.79	71.1%
01302009 35401 DARERev	-3,000	-3,000	.00	.00	-3,000.00	.0%
01410009 33111 VehCoViRev	-60,000	-60,000	-50,452.89	-3,092.57	-9,547.11	84.1%
01410009 33112 CriCodeRev	-8,000	-8,000	-15,915.21	-749.16	7,915.21	198.9%
01410009 33113 StaPolRev	-85,000	-85,000	-9,821.94	-5,264.45	-75,178.06	11.6%
01410009 36210 SpPolSeRev	-50,000	-50,000	-104,878.75	-3,302.50	54,878.75	209.8%
01410009 36211 PolRepRev	-8,000	-8,000	-8,747.00	-530.00	747.00	109.3%
01410009 36212 FalAlarRev	-12,000	-12,000	-15,300.00	-2,550.00	3,300.00	127.5%
01410009 36255 MiscellRev	-3,000	-3,000	-1,999.00	.00	-1,001.00	66.6%
TOTAL Police	-453,184	-453,184	-360,791.00	-15,488.68	-92,393.00	79.6%

**YTD BUDGET REVENUES**  
**DECEMBER 2022**

FOR 2022 12

ACCOUNTS FOR:	ORIGINAL ESTIM REV	REVISED EST REV	ACTUAL YTD REVENUE	ACTUAL MTD REVENUE	REMAINING REVENUE	PCT COLL
01 General Fund						
<b>430 Public Works - General Service</b>						
01430009 36252 WonPRev	-1,000	-1,000	.00	.00	-1,000.00	.0%
01430009 36259 PennWinAgr	-3,000	-3,000	-15,014.45	-15,014.45	12,014.45	500.5%
TOTAL Public Works - General serv	-4,000	-4,000	-15,014.45	-15,014.45	11,014.45	375.4%

**YTD BUDGET REVENUES**  
**DECEMBER 2022**

FOR 2022 12

ACCOUNTS FOR:	ORIGINAL ESTIM REV	REVISED EST REV	ACTUAL YTD REVENUE	ACTUAL MTD REVENUE	REMAINING REVENUE	PCT COLL
01 General Fund						
<b>451 Recreation Administration</b>						
01451009 35400 GrantRev	-3,500	-3,500	-1,500.00	.00	-2,000.00	42.9%
01451009 36714 PavRentRev	-10,000	-10,000	-16,172.50	.00	6,172.50	161.7%
01451009 36720 RecProgRev	-100,000	-100,000	-223,086.50	-340.00	123,086.50	223.1%
01451009 36721 Sponsors	-9,000	-9,000	-2,055.00	.00	-6,945.00	22.8%
01451009 36728 PHEAAREV	-6,000	-6,000	-1,104.01	.00	-4,895.99	18.4%
TOTAL Recreation Administration	-128,500	-128,500	-243,918.01	-340.00	115,418.01	189.8%

**YTD BUDGET REVENUES**  
**DECEMBER 2022**

FOR 2022 12

ACCOUNTS FOR:	ORIGINAL ESTIM REV	REVISED EST REV	ACTUAL YTD REVENUE	ACTUAL MTD REVENUE	REMAINING REVENUE	PCT COLL
01 General Fund						
<b>460 Community Development</b>						
01303009 38317 TrImpCoRev	-15,000	-15,000	-16,104.65	.00	1,104.65	107.4%
01460009 36133 ZonHBRev	-7,000	-7,000	-7,400.00	.00	400.00	105.7%
01460009 36140 AllPlanFee	-20,000	-20,000	-20,200.00	-1,000.00	200.00	101.0%
01460009 36220 FireCodRev	-6,000	-6,000	-10,550.00	-1,100.00	4,550.00	175.8%
01460009 36240 ACT157FEES	-1,500	-1,500	-3,240.00	-243.00	1,740.00	216.0%
01460009 36241 NonResApp	-12,000	-12,000	-21,750.00	-1,050.00	9,750.00	181.3%
01460009 36242 NonResIssu	-10,000	-10,000	-24,025.00	-1,875.00	14,025.00	240.3%
01460009 36245 ROWPermits	-15,000	-15,000	-20,325.00	-200.00	5,325.00	135.5%
01460009 36246 ResAppFees	-30,000	-30,000	-33,700.00	-1,550.00	3,700.00	112.3%
01460009 36248 ResIssFees	-30,000	-30,000	-37,350.00	-1,950.00	7,350.00	124.5%
01460009 36250 PlULicRev	0	0	-1,940.00	-1,430.00	1,940.00	100.0%
01460009 36260 SpFlHaPer	-300	-300	-400.00	.00	100.00	133.3%
TOTAL Community Development	-146,800	-146,800	-196,984.65	-10,398.00	50,184.65	134.2%
TOTAL General Fund	-16,381,700	-16,381,700	-19,391,860.02	-1,312,751.93	3,010,160.02	118.4%
TOTAL REVENUES	-16,381,700	-16,381,700	-19,391,860.02	-1,312,751.93	3,010,160.02	

**YTD BUDGET EXPENSES**  
**DECEMBER 2022**

FOR 2022 12

ACCOUNTS FOR:	ORIGINAL	REVISED					AVAILABLE	PCT
01 General Fund	APPROP	BUDGET	YTD EXPENDED	MTD EXPENDED	ENC/REQ	BUDGET	USED	
<b>400 Legislative</b>								
01400001 40105 SalWagElec	28,995	28,995	20,281.25	4,812.50	.00	8,713.75	69.9%	
01400002 45001 CIParkSen	1,000	1,000	1,000.00	.00	.00	.00	100.0%	
01400002 45002 Mealowheel	6,000	6,000	6,000.00	.00	.00	.00	100.0%	
01400002 45004 LHConSen	1,000	1,000	1,000.00	.00	.00	.00	100.0%	
01400002 45006 CetSenCiti	1,000	1,000	1,000.00	.00	.00	.00	100.0%	
01400002 45009 TreatTren	1,500	1,500	1,500.00	.00	.00	.00	100.0%	
01400002 45011 ParkElemWr	500	500	500.00	.00	.00	.00	100.0%	
01400002 45014 PocwildReh	500	500	500.00	.00	.00	.00	100.0%	
01400002 45015 TPLV	1,500	1,500	1,500.00	.00	.00	.00	100.0%	
TOTAL Legislative	41,995	41,995	33,281.25	4,812.50	.00	8,713.75	79.3%	

**YTD BUDGET EXPENSES**  
**DECEMBER 2022**

FOR 2022 12

ACCOUNTS FOR:	ORIGINAL	REVISED					AVAILABLE	PCT
01 General Fund	APPROP	BUDGET	YTD EXPENDED	MTD EXPENDED	ENC/REQ	BUDGET	USED	
<b>401 Executive</b>								
01401001 40112 Wages	279,646	255,146	199,384.93	25,202.26	.00	55,761.07	78.1%	
01401001 40113 SpAlloc	-13,982	-13,982	-13,982.00	.00	.00	.00	100.0%	
01401001 40172 HolidayPay	0	0	7,152.18	3,793.44	.00	-7,152.18	100.0%	
01401001 40184 AttendInc	2,875	2,875	2,257.50	.00	.00	617.50	78.5%	
01401001 40188 PTO	0	0	18,094.30	1,435.10	.00	-18,094.30	100.0%	
01401002 40229 MealFood	500	500	95.37	.00	.00	404.63	19.1%	
01401002 40420 DueSubMem	2,500	2,500	771.25	.00	.00	1,728.75	30.9%	
01401002 40460 ContEduc	2,500	2,500	871.00	.00	.00	1,629.00	34.8%	
01401002 40573 GenGovtExp	500	500	112.00	60.00	.00	388.00	22.4%	
<b>TOTAL Executive</b>	<b>274,539</b>	<b>250,039</b>	<b>214,756.53</b>	<b>30,490.80</b>	<b>.00</b>	<b>35,282.47</b>	<b>85.9%</b>	



**YTD BUDGET EXPENSES**  
**DECEMBER 2022**

FOR 2022 12

ACCOUNTS FOR:	ORIGINAL	REVISED	YTD EXPENDED	MTD EXPENDED	ENC/REQ	AVAILABLE	PCT
01 General Fund	APPROP	BUDGET				BUDGET	USED
<b>402 Finance</b>							
01402001 40112	Wages	288,950	288,950	234,584.66	22,943.98	.00	54,365.34 81.2%
01402001 40113	SpAlloc	-62,534	-62,534	-62,534.00	.00	.00	.00 100.0%
01402001 40115	SalWagPT	18,720	18,720	20,619.00	2,650.50	.00	-1,899.00 110.1%
01402001 40172	HolidayPay	0	0	10,735.30	4,581.84	.00	-10,735.30 100.0%
01402001 40177	Sick Pay	0	0	11,778.06	48.45	.00	-11,778.06 100.0%
01402001 40180	OT Pay	2,500	2,500	850.28	5.98	.00	1,649.72 34.0%
01402001 40184	AttendInc	5,425	5,425	3,000.00	.00	.00	2,425.00 55.3%
01402001 40188	PTO	0	0	22,830.65	2,889.66	.00	-22,830.65 100.0%
01402001 40221	BEREAV	0	0	127.26	.00	.00	-127.26 100.0%
01402002 40229	MealFood	0	0	198.21	.00	.00	-198.21 100.0%
01402002 40331	Travel	1,500	1,500	1,060.17	.00	.00	439.83 70.7%
01402002 40420	DueSubMem	1,000	1,000	1,000.00	.00	.00	.00 100.0%
01402002 40450	ContrSrv	200,000	200,000	38,024.68	134.68	26,400.00	135,575.32 32.2%
01402002 40460	ContEduc	5,000	5,000	775.00	.00	.00	4,225.00 15.5%
01402002 40760	MinMachEqu	2,500	2,500	1,850.70	.00	.00	649.30 74.0%
<b>TOTAL Finance</b>		<b>463,061</b>	<b>463,061</b>	<b>284,899.97</b>	<b>33,255.09</b>	<b>26,400.00</b>	<b>151,761.03 67.2%</b>

**YTD BUDGET EXPENSES**  
**DECEMBER 2022**

FOR 2022 12

ACCOUNTS FOR:	ORIGINAL	REVISED					AVAILABLE	PCT
01 General Fund	APPROP	BUDGET	YTD EXPENDED	MTD EXPENDED	ENC/REQ	BUDGET	USED	
<b>403 Treasurer/ Tax Collector</b>								
01403001 40105 SalWagElec	10,000	10,000	10,000.00	800.00	.00	.00	100.0%	
01403002 40215 Postage	4,500	4,500	4,168.85	.00	.00	331.15	92.6%	
01403002 40375 Bond	1,000	1,000	1,015.00	173.26	.00	-15.00	101.5%	
01403002 40450 ContrSrv	6,300	6,300	5,819.32	.00	.00	480.68	92.4%	
TOTAL Treasurer/ Tax Collector	21,800	21,800	21,003.17	973.26	.00	796.83	96.3%	

**YTD BUDGET EXPENSES**  
**DECEMBER 2022**

FOR 2022 12

ACCOUNTS FOR:	ORIGINAL	REVISED					AVAILABLE	PCT
01 General Fund	APPROP	BUDGET	YTD EXPENDED	MTD EXPENDED	ENC/REQ	BUDGET	USED	
<b>404 Solicitor/Legal Services</b>								
01404102 40197 Pension	25,000	25,000	6,242.50	.00	.00	18,757.50	25.0%	
01404102 40573 GenGovtExp	180,000	180,000	148,201.03	12,818.25	.00	31,798.97	82.3%	
01404102 40937 MeetPrepEx	40,000	40,000	30,723.00	3,657.50	.00	9,277.00	76.8%	
01404102 40939 ZoningExp	50,000	50,000	31,670.92	6,891.81	.00	18,329.08	63.3%	
01404102 40940 SubdivBill	110,000	110,000	130,600.65	10,395.04	.00	-20,600.65	118.7%	
01404102 40941 SubdivReim	-110,000	-110,000	-135,990.86	-24,851.25	.00	25,990.86	123.6%	
01404102 40946 Grievance	5,000	5,000	.00	.00	.00	5,000.00	.0%	
01404102 40947 Negotiate	5,000	5,000	.00	.00	.00	5,000.00	.0%	
01404102 40948 Arbitrat	5,000	5,000	.00	.00	.00	5,000.00	.0%	
01404102 40949 Litigat	40,000	40,000	20,283.25	57.00	.00	19,716.75	50.7%	
01404102 40950 Collect	2,000	2,000	.00	.00	.00	2,000.00	.0%	
01404102 40952 Codificat	10,000	10,000	.00	.00	.00	10,000.00	.0%	
01404102 40953 LaborExp	75,000	75,000	14,938.03	.00	.00	60,061.97	19.9%	
01404102 40955 CivilServ	15,000	15,000	1,121.00	.00	.00	13,879.00	7.5%	
01404102 40956 TaxAppeal	1,500	1,500	351.50	95.00	.00	1,148.50	23.4%	
01404102 40958 Ordinances	20,000	20,000	15,729.50	979.50	.00	4,270.50	78.6%	
TOTAL Solicitor/Legal Services	473,500	473,500	263,870.52	10,042.85	.00	209,629.48	55.7%	

**YTD BUDGET EXPENSES**  
**DECEMBER 2022**

FOR 2022 12

ACCOUNTS FOR:	ORIGINAL	REVISED	YTD EXPENDED		MTD EXPENDED	ENC/REQ	AVAILABLE	PCT
01 General Fund	APPROP	BUDGET					BUDGET	USED
<b>405 Human Resources</b>								
01405001 40112 Wages	130,587	123,087	38,712.48		4,972.37	.00	84,374.52	31.5%
01405001 40113 Spec Allo	-6,579	-6,579	-6,579.00		.00	.00	.00	100.0%
01405001 40172 HolidayPay	0	0	2,253.30		1,126.65	.00	-2,253.30	100.0%
01405001 40177 Sick Pay	0	0	13,566.78		.00	.00	-13,566.78	100.0%
01405001 40180 OT Pay	1,000	1,000	315.46		.00	.00	684.54	31.5%
01405001 40184 AttendInc	2,250	2,250	1,125.00		.00	.00	1,125.00	50.0%
01405001 40188 PTO	0	0	3,154.69		660.98	.00	-3,154.69	100.0%
01405002 40310 ProfSrv	0	7,500	7,500.00		.00	.00	.00	100.0%
01405002 40460 ContEduc	10,000	10,000	617.18		.00	.00	9,382.82	6.2%
01405002 40571 EmpEvent	5,000	5,000	2,183.50		369.93	.00	2,816.50	43.7%
01405002 40796 RecruitExp	1,000	1,000	884.55		44.00	.00	115.45	88.5%
<b>TOTAL Human Resources</b>	<b>143,258</b>	<b>143,258</b>	<b>63,733.94</b>		<b>7,173.93</b>	<b>.00</b>	<b>79,524.06</b>	<b>44.5%</b>

# SOUTH WHITEHALL TOWNSHIP, PA



## YTD BUDGET EXPENSES DECEMBER 2022

FOR 2022 12

ACCOUNTS	FOR:		ORIGINAL	REVISED				AVAILABLE	PCT
01	General	Fund	APPROP	BUDGET	YTD EXPENDED	MTD EXPENDED	ENC/REQ	BUDGET	USED
<b>406 Administrative</b>									
01406001	40192	FICAEmploy	179,884	179,884	188,731.06	42,113.70	.00	-8,847.06	104.9%
01406001	40195	WorkComIns	321,266	321,266	197,711.89	91,636.97	.00	123,554.11	61.5%
01406001	40196	HealthIns	528,317	528,317	543,534.67	106,110.73	100.00	-15,317.67	102.9%
01406001	40197	Pension	2,537,557	2,586,349	2,626,764.00	931.44	.00	-40,415.00	101.6%
01406001	40198	Dental	18,911	18,911	17,265.85	2,313.96	.00	1,645.15	91.3%
01406001	40199	Life Ins	12,685	12,685	11,062.75	.00	.00	1,622.25	87.2%
01406001	40901	Thrift Sav	51,720	51,720	44,283.96	8,352.11	.00	7,436.04	85.6%
01406001	40917	CobraReim	0	0	-10,230.58	-2,794.32	.00	10,230.58	100.0%
01406001	40932	PenReimWat	-112,773	-112,773	-112,773.00	.00	.00	.00	100.0%
01406001	40933	PenReimSew	-119,847	-119,847	-119,847.00	.00	.00	.00	100.0%
01406001	40934	StaPenReim	-620,000	-620,000	-699,361.00	.00	.00	79,361.00	112.8%
01406002	40194	UnemplComp	10,000	10,000	.00	.00	.00	10,000.00	.0%
01406002	40210	Offc Suppl	9,000	9,150	4,521.38	58.29	1,693.46	2,935.23	67.9%
01406002	40213	ComCopSupp	22,000	23,230	18,375.00	1,708.22	4,016.86	837.92	96.4%
01406002	40215	Postage	15,000	15,000	11,841.74	6,057.66	.00	3,158.26	78.9%
01406002	40218	MiscExp	500	500	48.89	-1,053.02	.00	451.11	9.8%
01406002	40310	ProfSrv	25,000	49,500	39,744.20	.00	.00	9,755.80	80.3%
01406002	40311	AccAudSrv	75,000	75,000	50,000.00	15,000.00	25,000.00	.00	100.0%
01406002	40317	AnswerSrv	4,100	4,100	2,884.55	214.15	915.45	300.00	92.7%
01406002	40321	TeleChrg	63,800	67,134	61,405.76	3,087.00	5,538.46	189.79	99.7%
01406002	40326	EquipLease	35,000	35,000	30,253.45	2,483.16	1,989.36	2,757.19	92.1%
01406002	40331	Travel	500	500	.00	.00	.00	500.00	.0%
01406002	40334	FrExpChg	1,000	1,000	575.06	91.59	.00	424.94	57.5%
01406002	40341	AdvPr	23,000	23,000	27,221.79	3,263.91	.00	-4,221.79	118.4%
01406002	40342	Printing	4,000	4,108	5,343.43	545.49	.00	-1,235.43	130.1%
01406002	40350	RateResDed	10,000	10,000	10,000.00	.00	.00	.00	100.0%
01406002	40372	InsRepairs	50,000	50,000	146,730.05	.00	.00	-96,730.05	293.5%
01406002	40373	InsReimbur	-50,000	-50,000	-124,922.04	-5,761.00	.00	74,922.04	249.8%
01406002	40374	WCInsAud	20,000	20,000	8,070.00	.00	.00	11,930.00	40.4%
01406002	40378	INSOPEX	614,653	614,653	463,860.18	40,004.57	.00	150,792.82	75.5%
01406002	40390	BanSrvChFE	0	0	507.00	507.00	.00	-507.00	100.0%
01406002	40420	DueSubMem	1,000	1,000	955.75	.00	.00	44.25	95.6%
01406002	40440	LaunUnc1Sr	0	0	.00	-6,890.74	.00	.00	.0%
01406002	40450	ContrSrv	12,000	12,192	26,625.01	6,871.72	859.96	-15,293.27	225.4%
01406002	40571	EmpEvent	1,500	1,500	1,173.86	263.99	.00	326.14	78.3%
01406002	40573	GenGovtExp	2,500	2,500	2,483.53	-608.99	.00	16.47	99.3%
01406002	40760	MinMachEqu	1,000	1,000	825.58	.00	.00	174.42	82.6%
01406002	40905	SupWatReim	-4,813	-4,813	-3,875.00	-968.75	.00	-938.00	80.5%
01406002	40906	SupSewReim	-4,813	-4,813	-3,875.00	-968.75	.00	-938.00	80.5%
01406002	40912	CommwaReim	-8,263	-8,263	-8,487.52	-2,121.88	.00	224.52	102.7%

**YTD BUDGET EXPENSES**  
**DECEMBER 2022**

FOR 2022 12

ACCOUNTS 01	FOR: General	Fund	ORIGINAL APPROP	REVISED BUDGET	YTD EXPENDED	MTD EXPENDED	ENC/REQ	AVAILABLE BUDGET	PCT USED
01406002	40913	CommSeReim	-8,263	-8,263	-8,487.52	-2,121.88	.00	224.52	102.7%
01406002	40915	MedPhysica	500	500	.00	.00	.00	500.00	.0%
01406002	45005	LHCabusInv	4,000	4,000	.00	.00	.00	4,000.00	.0%
01406002	49000	IntFundTra	0	0	4,386,884.45	2,000,161.37	.00	-4,386,884.45	100.0%
TOTAL Administrative			3,726,621	3,804,927	7,837,826.18	2,308,487.70	40,113.55	-4,073,013.17	207.0%

**YTD BUDGET EXPENSES**  
**DECEMBER 2022**

FOR 2022 12

ACCOUNTS FOR:	ORIGINAL	REVISED					AVAILABLE	PCT
01 General Fund	APPROP	BUDGET	YTD EXPENDED	MTD EXPENDED	ENC/REQ	BUDGET	USED	
<b>407 Information Technology</b>								
01407001 40112 SalWagFT	76,323	76,323	72,800.40	7,045.20	.00	3,522.60	95.4%	
01407001 40172 HolidayPay	0	0	1,174.20	1,174.20	.00	-1,174.20	100.0%	
01407001 40180 OT Pay	1,000	1,000	.00	.00	.00	1,000.00	.0%	
01407001 40184 AttendInc	1,250	1,250	.00	.00	.00	1,250.00	.0%	
01407001 40188 PTO	0	0	890.44	596.89	.00	-890.44	100.0%	
01407002 40325 InternFees	13,000	13,650	11,706.53	-76.50	1,191.97	751.50	94.5%	
01407002 40370 MainSerRep	5,000	5,000	3,168.00	695.00	.00	1,832.00	63.4%	
01407002 40382 ITWatReimb	-35,966	-35,966	-44,125.00	-11,031.25	.00	8,159.00	122.7%	
01407002 40383 ITSewReimb	-35,966	-35,966	-44,125.00	-11,031.25	.00	8,159.00	122.7%	
01407002 40452 ContITNeSr	653,920	685,615	537,353.19	48,246.04	39,389.42	108,872.54	84.1%	
01407002 40460 ContEduc	3,000	3,000	.00	.00	.00	3,000.00	.0%	
01407002 40760 MinMachEqu	25,000	25,000	19,820.96	966.06	.00	5,179.04	79.3%	
<b>TOTAL Information Technology</b>	<b>706,561</b>	<b>738,906</b>	<b>558,663.72</b>	<b>36,584.39</b>	<b>40,581.39</b>	<b>139,661.04</b>	<b>81.1%</b>	

**YTD BUDGET EXPENSES**  
**DECEMBER 2022**

FOR 2022 12

ACCOUNTS FOR: 01 General Fund	ORIGINAL APPROP	REVISED BUDGET	YTD EXPENDED	MTD EXPENDED	ENC/REQ	AVAILABLE BUDGET	PCT USED
<b>409 Engineering</b>							
01409102 40573 GenGovtExp	100,000	100,000	72,100.10	5,722.90	2,800.00	25,099.90	74.9%
01409102 40940 SubdivBill	700,000	700,000	783,991.16	101,442.91	.00	-83,991.16	112.0%
01409102 40941 SubdivReim	-700,000	-700,000	-763,668.16	-197,973.14	.00	63,668.16	109.1%
01409102 40944 TraffConst	7,000	7,000	.00	.00	.00	7,000.00	.0%
01409102 40945 StwaterMan	5,000	5,000	.00	.00	.00	5,000.00	.0%
<b>TOTAL Engineering</b>	<b>112,000</b>	<b>112,000</b>	<b>92,423.10</b>	<b>-90,807.33</b>	<b>2,800.00</b>	<b>16,776.90</b>	<b>85.0%</b>



**YTD BUDGET EXPENSES**  
DECEMBER 2022

FOR 2022 12

ACCOUNTS	FOR:		ORIGINAL	REVISED	YTD EXPENDED	MTD EXPENDED	ENC/REQ	AVAILABLE	PCT
01	General	Fund	APPROP	BUDGET				BUDGET	USED
<b>410 Police</b>									
01410001	40112	Wages	334,043	334,043	224,144.96	13,461.29	.00	109,898.04	67.1%
01410001	40172	HolidayPay	0	0	10,250.55	3,407.59	.00	-10,250.55	100.0%
01410001	40177	Sick Pay	0	0	19,080.33	.00	.00	-19,080.33	100.0%
01410001	40179	Long Pay	5,400	5,400	2,900.00	.00	.00	2,500.00	53.7%
01410001	40180	OT Pay	4,500	4,500	.00	.00	.00	4,500.00	.0%
01410001	40184	AttendInc	5,000	5,000	2,178.57	.00	.00	2,821.43	43.6%
01410001	40188	PTO	0	0	65,242.30	8,951.08	.00	-65,242.30	100.0%
01410001	40221	BEREAV	0	0	162.42	.00	.00	-162.42	100.0%
01410002	40228	K9Supp	15,000	15,084	5,857.95	3,295.79	2,825.71	6,400.22	57.6%
01410002	40229	MealFood	3,000	3,000	2,964.12	149.05	.00	35.88	98.8%
01410002	40238	UnifCloth	45,000	47,241	38,616.47	4,485.93	8,231.18	393.50	99.2%
01410002	40241	GenGovSup	15,000	15,000	12,962.82	1,784.16	.00	2,037.18	86.4%
01410002	40260	SmToMiPurc	25,000	34,815	15,520.33	1,629.68	12,405.44	6,889.68	80.2%
01410002	40310	ProfSrv	6,000	6,000	600.00	450.00	.00	5,400.00	10.0%
01410002	40316	TestFees	5,000	5,000	3,790.00	3,790.00	.00	1,210.00	75.8%
01410002	40327	RadEqMaint	3,000	3,000	1,115.00	.00	.00	1,885.00	37.2%
01410002	40331	Travel	5,000	5,000	4,962.32	87.00	.00	37.68	99.2%
01410002	40334	FrExpChg	0	0	5.64	.00	.00	-5.64	100.0%
01410002	40338	ExpPost	1,000	1,000	.00	.00	.00	1,000.00	.0%
01410002	40339	CriInvExp	5,000	5,000	2,074.56	.00	.00	2,925.44	41.5%
01410002	40340	MERTEExp	15,000	15,000	7,686.12	.00	.00	7,313.88	51.2%
01410002	40345	DUIChcExp	216,184	216,184	137,759.45	5,740.83	.00	78,424.55	63.7%
01410002	40346	Sweep Exp	1,000	1,000	.00	.00	.00	1,000.00	.0%
01410002	40420	DueSubMem	7,000	7,000	12,466.66	15.00	.00	-5,466.66	178.1%
01410002	40450	ContrSrv	16,000	17,880	13,087.33	83.33	830.00	3,962.67	77.8%
01410002	40462	Train Exp	50,000	50,995	34,740.66	1,660.00	.00	16,254.34	68.1%
01410002	40760	MinMachEqu	20,000	20,000	10,436.00	.00	3,456.00	6,108.00	69.5%
01410002	40781	PubRelExp	20,000	21,319	12,582.44	645.00	.00	8,736.76	59.0%
01410002	40784	HerHelpers	2,000	2,000	350.00	6,300.00	.00	1,650.00	17.5%
01410002	40789	LifeSaver	3,000	3,000	.00	.00	.00	3,000.00	.0%
01410002	40790	NNOutExp	2,000	2,000	1,324.10	.00	.00	675.90	66.2%
01410002	40796	RecruitExp	12,000	12,000	3,780.00	-4,500.00	.00	8,220.00	31.5%
01410002	40797	weapAmm	107,400	150,785	118,347.06	.00	22,113.24	10,325.10	93.2%
01410002	40915	MedPhysica	5,000	5,000	2,546.00	300.00	.00	2,454.00	50.9%
01410201	40112	Wages	3,339,806	3,339,806	2,596,436.40	240,414.27	.00	743,369.60	77.7%
01410201	40113	SpAlloc	-164,800	-164,800	-276,637.27	-100,823.10	.00	111,837.27	167.9%
01410201	40171	Vacatn Pay	0	0	208,868.60	29,152.20	.00	-208,868.60	100.0%
01410201	40172	HolidayPay	100,000	100,000	222,684.14	85,681.10	.00	-122,684.14	222.7%
01410201	40174	TrainPay	0	0	246,203.40	16,293.56	.00	-246,203.40	100.0%
01410201	40176	PersonlPay	0	0	59,551.21	24,443.90	.00	-59,551.21	100.0%

**YTD BUDGET EXPENSES**  
**DECEMBER 2022**

FOR 2022 12

ACCOUNTS 01	FOR: General	Fund	ORIGINAL APPROP	REVISED BUDGET	YTD EXPENDED	MTD EXPENDED	ENC/REQ	AVAILABLE BUDGET	PCT USED
01410201	40177	Sick Pay	0	0	51,994.70	.00	.00	-51,994.70	100.0%
01410201	40179	Long Pay	38,300	38,300	33,100.00	1,400.00	.00	5,200.00	86.4%
01410201	40180	OT Pay	300,000	300,000	262,329.10	28,050.74	.00	37,670.90	87.4%
01410201	40181	Court OT	15,000	15,000	14,082.01	1,888.56	.00	917.99	93.9%
01410201	40184	AttendInc	42,750	42,750	42,327.10	.00	.00	422.90	99.0%
01410201	40187	CompTimPay	0	0	121,619.95	22,844.40	.00	-121,619.95	100.0%
01410201	40221	BEREAV	0	0	8,902.41	3,404.49	.00	-8,902.41	100.0%
01410201	40222	DPEXJobPay	25,000	25,000	.00	.00	.00	25,000.00	.0%
01410201	40461	ContEdReim	15,000	15,000	27,354.21	7,014.32	.00	-12,354.21	182.4%
01410302	40781	PubRelExp	0	0	-388.57	.00	.00	388.57	100.0%
01410502	40915	MedPhysica	5,000	5,000	-449.76	.00	.00	5,449.76	-9.0%
01410701	40192	FICAEmploy	294,763	294,763	300,645.44	36,892.17	.00	-5,882.44	102.0%
01410701	40196	HealthIns	740,075	740,075	711,633.86	58,959.49	.00	28,441.14	96.2%
01410701	40198	Dental	27,540	27,540	21,387.23	1,935.58	.00	6,152.77	77.7%
01410701	40199	Life Ins	22,351	22,351	21,778.39	.00	.00	572.61	97.4%
01410701	40901	Thrift Sav	80,000	80,000	57,980.00	960.00	.00	22,020.00	72.5%
01410701	40921	PostRetHea	24,000	24,000	10,216.97	598.01	.00	13,783.03	42.6%
TOTAL Police			5,858,312	5,918,032	5,509,153.68	510,845.42	49,861.57	359,016.83	93.9%

**YTD BUDGET EXPENSES**  
**DECEMBER 2022**

FOR 2022 12

ACCOUNTS FOR:	ORIGINAL	REVISED					AVAILABLE	PCT
01 General Fund	APPROP	BUDGET	YTD EXPENDED	MTD EXPENDED	ENC/REQ	BUDGET	USED	
<b>411 Fire</b>								
01411001 40112 SalWagFT	151,006	151,006	348,302.58	253,901.84	.00	-197,296.58	230.7%	
01411001 40172 HolidayPay	0	0	15,316.56	11,831.76	.00	-15,316.56	100.0%	
01411001 40177 Sick Pay	0	0	52,845.23	25,632.52	.00	-52,845.23	100.0%	
01411001 40180 OT Pay	1,000	1,000	1,312.36	-646.57	.00	-312.36	131.2%	
01411001 40184 AttendInc	1,875	1,875	2,600.00	1,975.00	.00	-725.00	138.7%	
01411001 40188 PTO	0	0	23,088.11	13,955.64	.00	-23,088.11	100.0%	
01411002 40260 SmToMiPurc	0	0	333.74	.00	.00	-333.74	100.0%	
01411002 40935 FireRelExp	0	0	173,731.59	.00	.00	-173,731.59	100.0%	
01411002 40936 FireReReim	0	0	-173,731.59	.00	.00	173,731.59	100.0%	
<b>TOTAL Fire</b>	<b>153,881</b>	<b>153,881</b>	<b>443,798.58</b>	<b>306,650.19</b>	<b>.00</b>	<b>-289,917.58</b>	<b>288.4%</b>	

**YTD BUDGET EXPENSES**  
**DECEMBER 2022**

FOR 2022 12

ACCOUNTS FOR: 01	General Fund	ORIGINAL APPROP	REVISED BUDGET	YTD EXPENDED	MTD EXPENDED	ENC/REQ	AVAILABLE BUDGET	PCT USED
<b>412 Ambulance/Rescue</b>								
01412002	40792 Contribut	30,000	30,000	30,000.00	.00	.00	.00	100.0%
	TOTAL Ambulance/Rescue	30,000	30,000	30,000.00	.00	.00	.00	100.0%

**YTD BUDGET EXPENSES**  
**DECEMBER 2022**

FOR 2022 12

ACCOUNTS FOR:	ORIGINAL	REVISED					AVAILABLE	PCT
01 General Fund	APPROP	BUDGET	YTD EXPENDED	MTD EXPENDED	ENC/REQ	BUDGET	USED	
<b>415 Emergency Management</b>								
01415001 40110 SalWagApp	2,000	2,000	2,000.00	500.00	.00	.00	100.0%	
01415001 40117 SalWagSeas	1,000	1,000	.00	.00	.00	1,000.00	.0%	
01415002 40238 UnifCloth	1,000	1,000	976.40	273.90	.00	23.60	97.6%	
01415002 40240 GenGovMat	3,500	3,500	1,492.44	.00	.00	2,007.56	42.6%	
01415002 40260 SmToMiPurc	2,000	2,000	1,938.82	.00	.00	61.18	96.9%	
01415002 40328 RadEqInsta	5,500	6,675	4,903.74	875.00	.00	1,771.26	73.5%	
01415002 40331 Travel	600	600	.00	.00	.00	600.00	.0%	
01415002 40420 DueSubMem	700	700	369.00	.00	.00	331.00	52.7%	
01415002 40450 ContrSrv	250	250	.00	.00	.00	250.00	.0%	
01415002 40460 ContEduc	10,000	10,000	.00	.00	.00	10,000.00	.0%	
01415002 40570 CommEvent	2,500	2,500	2,420.05	.00	.00	79.95	96.8%	
01415002 40750 Computers	3,000	3,000	569.00	.00	.00	2,431.00	19.0%	
TOTAL Emergency Management	32,050	33,225	14,669.45	1,648.90	.00	18,555.55	44.2%	

# SOUTH WHITEHALL TOWNSHIP, PA



## YTD BUDGET EXPENSES DECEMBER 2022

FOR 2022 12

ACCOUNTS	FOR:		ORIGINAL	REVISED	YTD EXPENDED	MTD EXPENDED	ENC/REQ	AVAILABLE	PCT
01	General	Fund	APPROP	BUDGET				BUDGET	USED
<b>430 Public Works - General Service</b>									
01430001	40112	Wages	122,600	122,600	98,221.24	12,559.48	.00	24,378.76	80.1%
01430001	40117	SalWagSeas	0	63,000	37,140.25	.00	.00	25,859.75	59.0%
01430001	40172	HolidayPay	0	0	4,607.69	2,169.34	.00	-4,607.69	100.0%
01430001	40177	Sick Pay	0	0	646.53	.00	.00	-646.53	100.0%
01430001	40180	OT Pay	3,000	3,000	.00	.00	.00	3,000.00	.0%
01430001	40184	AttendInc	2,250	2,250	1,647.54	.00	.00	602.46	73.2%
01430001	40188	PTO	0	0	4,811.61	1,525.07	.00	-4,811.61	100.0%
01430001	40914	LicenReim	1,000	1,000	144.00	72.00	.00	856.00	14.4%
01430002	40229	MealFood	500	500	309.92	.00	.00	190.08	62.0%
01430002	40230	Fuels	185,000	185,000	262,794.63	18,686.76	.00	-77,794.63	142.1%
01430002	40238	UnifCloth	8,000	8,000	5,500.47	853.93	.00	2,499.53	68.8%
01430002	40240	GenGovMat	300,000	260,439	228,939.83	9,521.46	15,918.82	15,579.97	94.0%
01430002	40241	GenGovSup	0	0	92.25	.00	.00	-92.25	100.0%
01430002	40251	Parts	125,000	132,364	131,577.95	10,008.05	1,000.12	-213.81	100.2%
01430002	40260	SmToMiPurc	13,500	13,500	12,475.51	259.95	849.99	174.50	98.7%
01430002	40313	EngSrv	10,000	10,000	2,814.49	.00	.00	7,185.51	28.1%
01430002	40329	PaOneCall	12,000	12,312	3,342.02	309.52	590.48	8,379.90	31.9%
01430002	40331	Travel	500	500	268.50	.00	.00	231.50	53.7%
01430002	40341	Advprin	500	500	.00	.00	.00	500.00	.0%
01430002	40361	Utilities	75,000	75,547	63,586.04	5,386.95	11,094.38	866.65	98.9%
01430002	40370	MainSerRep	5,000	12,787	10,548.83	.00	.00	2,237.97	82.5%
01430002	40377	TWPBU	2,000	2,000	1,889.93	442.08	.00	110.07	94.5%
01430002	40384	RentMachEq	20,000	20,000	5,212.52	505.00	3,000.00	11,787.48	41.1%
01430002	40420	DueSubMem	700	700	12.95	.00	.00	687.05	1.9%
01430002	40440	LaunUnClSr	17,000	17,000	4,783.47	209.80	1,669.76	10,546.77	38.0%
01430002	40450	ContrSrv	237,500	238,989	124,770.35	6,533.16	29,790.55	84,427.75	64.7%
01430002	40460	ContEduc	5,000	5,000	656.99	.00	.00	4,343.01	13.1%
01430002	40573	GenGovtExp	2,500	2,500	2,004.57	399.74	.00	495.43	80.2%
01430002	40760	MajMachEqu	0	25,300	25,243.50	.00	.00	56.50	99.8%
01430002	40793	Tires	30,000	31,696	15,876.68	.00	10,819.32	5,000.00	84.2%
01430002	40798	TrafMaint	35,000	35,000	16,657.91	225.00	8,342.09	10,000.00	71.4%
01430002	40914	LicenReim	0	0	144.00	.00	.00	-144.00	100.0%
01430002	40915	MedPhysica	5,000	5,000	2,728.50	62.50	.00	2,271.50	54.6%
01430002	40945	StWaterMan	65,500	65,500	35,003.30	750.00	.00	30,496.70	53.4%
01430002	40960	ElewatReim	-9,000	-9,000	-9,375.00	-2,343.75	.00	375.00	104.2%
01430002	40961	EleSewReim	-9,000	-9,000	-9,375.00	-2,343.75	.00	375.00	104.2%
01430101	40112	Wages	1,358,355	1,358,355	1,114,683.04	106,684.05	.00	243,671.96	82.1%
01430101	40113	SpAlloc	-85,975	-85,975	-85,975.00	.00	.00	.00	100.0%
01430101	40117	SalWagSeas	63,000	0	.00	.00	.00	.00	.0%
01430101	40172	HolidayPay	0	0	45,191.22	21,177.39	.00	-45,191.22	100.0%

**YTD BUDGET EXPENSES**  
**DECEMBER 2022**

FOR 2022 12

ACCOUNTS 01	FOR: General	Fund	ORIGINAL APPROP	REVISED BUDGET	YTD EXPENDED	MTD EXPENDED	ENC/REQ	AVAILABLE BUDGET	PCT USED
01430101	40173	StandBy	14,000	14,000	14,472.50	1,697.50	.00	-472.50	103.4%
01430101	40177	Sick Pay	0	0	45,486.60	5,770.73	.00	-45,486.60	100.0%
01430101	40180	OT Pay	115,000	115,000	66,767.19	4,529.28	.00	48,232.81	58.1%
01430101	40184	AttendInc	27,600	27,600	9,831.20	.00	.00	17,768.80	35.6%
01430101	40188	PTO	0	0	107,683.22	27,342.56	.00	-107,683.22	100.0%
01430101	40189	WC Offset	0	0	1,342.35	.00	.00	-1,342.35	100.0%
01430101	40192	FICAEmploy	120,714	120,714	115,559.19	13,985.42	.00	5,154.81	95.7%
01430101	40196	HealthIns	422,769	422,769	387,874.65	35,023.70	.00	34,894.35	91.7%
01430101	40198	Dental	15,059	15,059	10,959.66	942.92	.00	4,099.34	72.8%
01430101	40199	Life Ins	8,886	8,886	8,637.24	.00	.00	248.76	97.2%
01430101	40220	DBLTIME	0	0	235.54	235.54	.00	-235.54	100.0%
01430101	40221	BEREAV	0	0	3,854.78	740.34	.00	-3,854.78	100.0%
01430101	40470	DruAlcTest	3,500	3,500	.00	.00	.00	3,500.00	.0%
01430101	40901	Thrift Sav	27,500	27,500	21,821.33	930.00	.00	5,678.67	79.4%
TOTAL Public Works - General Serv			3,356,458	3,361,392	2,954,128.68	284,851.72	83,075.51	324,187.61	90.4%

**YTD BUDGET EXPENSES**  
**DECEMBER 2022**

FOR 2022 12

ACCOUNTS FOR:	ORIGINAL	REVISED					AVAILABLE	PCT
01 General Fund	APPROP	BUDGET	YTD EXPENDED	MTD EXPENDED	ENC/REQ	BUDGET	USED	
<b>451 Recreation Administration</b>								
01451001 40112 SalWagFT	80,765	80,765	59,641.74	.00	.00	21,123.26	73.8%	
01451001 40115 SalWagPT	13,500	13,500	10,012.00	1,268.00	.00	3,488.00	74.2%	
01451001 40117 SalWagSeas	103,720	103,720	66,757.71	.00	.00	36,962.29	64.4%	
01451001 40172 HolidayPay	0	0	1,991.78	64.00	.00	-1,991.78	100.0%	
01451001 40177 Sick Pay	0	0	931.90	.00	.00	-931.90	100.0%	
01451001 40180 OT Pay	15,000	15,000	16,055.39	3,585.59	.00	-1,055.39	107.0%	
01451001 40184 AttendInc	1,250	1,250	.00	.00	.00	1,250.00	.0%	
01451001 40188 PTO	0	0	9,474.31	.00	.00	-9,474.31	100.0%	
01451002 40238 UnifCloth	5,625	5,625	6,080.50	.00	.00	-455.50	108.1%	
01451002 40240 GenGovMat	6,500	6,500	4,571.38	.00	.00	1,928.62	70.3%	
01451002 40247 CultRecSup	12,500	12,500	7,340.57	.00	.00	5,159.43	58.7%	
01451002 40260 SmToMiPurc	2,500	4,414	2,902.94	.00	.00	1,510.74	65.8%	
01451002 40310 ProfSrv	0	49,985	40,523.13	.00	9,461.87	.00	100.0%	
01451002 40335 WehrDamDEP	5,500	5,500	.00	.00	.00	5,500.00	.0%	
01451002 40384 VMEqRent	6,000	6,000	1,680.00	.00	1,250.00	3,070.00	48.8%	
01451002 40450 ContrSrv	104,750	104,750	107,394.74	-750.00	1,450.00	-4,094.74	103.9%	
01451002 40460 ContEduc	2,000	2,000	635.00	.00	.00	1,365.00	31.8%	
01451002 40570 CommEvent	34,000	34,000	18,421.54	683.60	.00	15,578.46	54.2%	
01451002 40573 GenGovtExp	2,000	2,000	.00	.00	.00	2,000.00	.0%	
01451002 40795 FacUseFee	5,000	5,000	2,140.00	.00	.00	2,860.00	42.8%	
01451002 40796 RecruitExp	750	750	689.30	.00	.00	60.70	91.9%	
<b>TOTAL Recreation Administration</b>	<b>401,360</b>	<b>453,259</b>	<b>357,243.93</b>	<b>4,851.19</b>	<b>12,161.87</b>	<b>83,852.88</b>	<b>81.5%</b>	



# SOUTH WHITEHALL TOWNSHIP, PA



## YTD BUDGET EXPENSES DECEMBER 2022

FOR 2022 12

ACCOUNTS FOR:	ORIGINAL APPROP	REVISED BUDGET	YTD EXPENDED	MTD EXPENDED	ENC/REQ	AVAILABLE BUDGET	PCT USED
01 General Fund							
<b>460 Community Development</b>							
01414001 40110 SalWagApp	4,000	4,000	3,533.34	800.00	.00	466.66	88.3%
01460001 40112 Wages	562,742	562,742	463,877.27	48,323.70	.00	98,864.73	82.4%
01460001 40115 SalWagPT	39,520	39,520	3,997.50	.00	.00	35,522.50	10.1%
01460001 40117 SalWagSeas	0	0	2,193.75	.00	.00	-2,193.75	100.0%
01460001 40172 HolidayPay	0	0	20,983.53	8,801.50	.00	-20,983.53	100.0%
01460001 40177 Sick Pay	0	0	12,941.85	.00	.00	-12,941.85	100.0%
01460001 40180 OT Pay	12,000	12,000	7,762.10	3,349.42	.00	4,237.90	64.7%
01460001 40184 AttendInc	10,150	10,150	6,493.98	.00	.00	3,656.02	64.0%
01460001 40188 PTO	0	0	38,800.99	8,596.46	.00	-38,800.99	100.0%
01460001 40221 BEREAV	0	0	142.14	.00	.00	-142.14	100.0%
01460002 40238 UnifCloth	500	500	500.00	.00	.00	.00	100.0%
01460002 40239 SafetySup	200	200	.00	.00	.00	200.00	.0%
01460002 40260 SmToMiPurc	400	400	.00	.00	.00	400.00	.0%
01460002 40312 ConsultSrv	100,000	100,000	22,902.54	5,677.64	2,000.00	75,097.46	24.9%
01460002 40331 Travel	1,500	1,500	379.18	.00	.00	1,120.82	25.3%
01460002 40400 CourtCosts	1,200	1,200	.00	.00	.00	1,200.00	.0%
01460002 40420 DueSubMem	2,500	2,500	2,062.25	798.95	.00	437.75	82.5%
01460002 40450 ContrSrv	10,000	12,324	6,466.85	250.00	.00	5,857.00	52.5%
01460002 40460 ContEduc	2,500	2,500	643.58	.00	.00	1,856.42	25.7%
01460002 40573 GenGovtExp	200	200	184.66	.00	.00	15.34	92.3%
01460002 40760 MinMachEqu	500	500	.00	.00	.00	500.00	.0%
01460002 40952 Codificat	1,195	1,195	1,095.42	.00	.00	99.58	91.7%
01460002 40968 InspPResid	10,000	10,000	2,210.00	.00	.00	7,790.00	22.1%
TOTAL Community Development	759,107	761,431	597,170.93	76,597.67	2,000.00	162,259.92	78.7%
TOTAL General Fund	16,554,503	16,760,705	19,276,623.63	3,526,458.28	256,993.89	-2,772,912.40	116.5%
TOTAL EXPENSES	16,554,503	16,760,705	19,276,623.63	3,526,458.28	256,993.89	-2,772,912.40	

# Fire Fund

# SOUTH WHITEHALL TOWNSHIP, PA



## BALANCE SHEET FOR 2022 12

FUND: 03 Fire Fund			NET CHANGE FOR PERIOD	ACCOUNT BALANCE
<b>ASSETS</b>				
03	10000	Checking	-57,111.04	407,563.75
03	10120	Money Market (Neffs)	9.53	37,406.53
03	10700	Fire Apparatus Fund 7859	459,407.77	654,409.35
03	12450	Revenue Accrual	9,039.17	15,984.57
03	14201	Delinquent Taxes Receivable	.00	33,541.59
03	14530	Accounts Receivable - Other	1,110.67	2,518.17
03	15500	Prepaid	-323,812.43	2,056.74
<b>TOTAL ASSETS</b>			<b>88,643.67</b>	<b>1,153,480.70</b>
<b>LIABILITIES</b>				
03	20020	Accounts Payable	-211.50	.00
03	20025	Accounts Payable Accrual	-49,509.28	197,852.32
03	28000	Def Inflow - Unavail Tax Rev	.00	-30,222.86
03	29000	Interfund Transfer	-98.11	-4,666.07
<b>TOTAL LIABILITIES</b>			<b>-49,818.89</b>	<b>162,963.39</b>
<b>FUND BALANCE</b>				
03	18300	Estimated Revenue Control	.00	1,134,518.00
03	18500	Revenue Control	-23,259.90	-1,176,384.59
03	27999	Fund Balance	.00	-1,038,758.91
03	29100	Encumbrance Control	.00	34,497.75
03	29200	Appropriation Control	.00	-1,047,781.00
03	29400	Expenditure Control	-15,564.88	898,699.41
03	29600	Budgetary Fund Balance Control	.00	-86,737.00
03	29700	Fund Bal Res for Encumbrance	.00	-34,497.75
<b>TOTAL FUND BALANCE</b>			<b>-38,824.78</b>	<b>-1,316,444.09</b>
<b>TOTAL LIABILITIES + FUND BALANCE</b>			<b>-88,643.67</b>	<b>-1,153,480.70</b>

**YTD BUDGET REVENUES**  
**DECEMBER 2022**

FOR 2022 12

ACCOUNTS FOR:	ORIGINAL ESTIM REV	REVISED EST REV	ACTUAL YTD REVENUE	ACTUAL MTD REVENUE	REMAINING REVENUE	PCT COLL
03 Fire Fund						
<b>411 Fire</b>						
03000009 30161 Fr Tx Ex	-5,000	-5,000	-10,100.04	-988.72	5,100.04	202.0%
03000009 31221 PenFireTxR	0	0	-2,977.73	-1,294.18	2,977.73	100.0%
03000009 34101 IntErnd	0	0	-1,909.15	-1,540.41	1,909.15	100.0%
03000009 36221 FirTaxRev	-1,137,263	-1,137,263	-1,138,540.88	-11,952.05	1,277.88	100.1%
03000009 36222 DELFIRETAX	-15,000	-15,000	-35,196.92	-7,484.54	20,196.92	234.6%
03000009 37221 DisFireTxO	22,745	22,745	21,450.13	.00	1,294.87	94.3%
03000009 39110 SaleFARev	0	0	-9,110.00	.00	9,110.00	100.0%
TOTAL Fire	-1,134,518	-1,134,518	-1,176,384.59	-23,259.90	41,866.59	103.7%
TOTAL Fire Fund	-1,134,518	-1,134,518	-1,176,384.59	-23,259.90	41,866.59	103.7%
TOTAL REVENUES	-1,134,518	-1,134,518	-1,176,384.59	-23,259.90	41,866.59	

**YTD BUDGET EXPENSES**  
DECEMBER 2022

FOR 2022 12

ACCOUNTS	FOR:		ORIGINAL	REVISED				AVAILABLE	PCT
03	Fire Fund		APPROP	BUDGET	YTD EXPENDED	MTD EXPENDED	ENC/REQ	BUDGET	USED
<b>411 Fire</b>									
03411001	40112	SalWagFT	0	0	-244,811.33	-244,811.33	.00	244,811.33	100.0%
03411001	40172	HolidayPay	0	0	-9,508.57	-9,508.57	.00	9,508.57	100.0%
03411001	40177	Sick Pay	0	0	-24,414.82	-24,414.82	.00	24,414.82	100.0%
03411001	40180	OT Pay	0	0	-1,548.38	-1,548.38	.00	1,548.38	100.0%
03411001	40184	AttendInc	0	0	-1,975.00	-1,975.00	.00	1,975.00	100.0%
03411001	40188	PTO	0	0	-8,994.14	-8,994.14	.00	8,994.14	100.0%
03411001	40192	FICAEmploy	0	0	-24,703.39	-24,703.39	.00	24,703.39	100.0%
03411001	40195	WorkComIns	55,000	55,000	-20,590.91	-68,736.05	.00	75,590.91	-37.4%
03411001	40196	HealthIns	0	0	-62,513.45	-62,513.45	.00	62,513.45	100.0%
03411001	40198	Dental	0	0	-915.32	-915.32	.00	915.32	100.0%
03411001	40901	Thrift Sav	0	0	-6,910.45	-6,910.45	.00	6,910.45	100.0%
03411002	40230	Fuels	45,000	65,000	59,576.75	4,666.10	.00	5,423.25	91.7%
03411002	40238	UnifCloth	750	750	512.34	275.75	.00	237.66	68.3%
03411002	40240	GenGovMat	0	400	366.93	.00	.00	33.07	91.7%
03411002	40241	GenGovSup	15,000	14,049	13,901.59	1,052.44	.00	146.97	99.0%
03411002	40242	PubSafSup	0	0	-1,688.32	-1,290.22	.00	1,688.32	100.0%
03411002	40245	VEHMaint	120,000	150,000	175,356.27	12,940.84	.00	-25,356.27	116.9%
03411002	40260	SmToMiPurc	1,250	2,150	2,053.86	.00	.00	96.14	95.5%
03411002	40311	AccAudSrv	17,000	17,000	17,766.58	2,321.00	.00	-766.58	104.5%
03411002	40316	TestFees	17,000	17,000	14,950.81	2,458.30	.00	2,049.19	87.9%
03411002	40321	TeleChrg	23,000	23,000	23,711.05	992.33	.00	-711.05	103.1%
03411002	40326	EquVehLea	5,000	5,000	3,870.38	650.00	.00	1,129.62	77.4%
03411002	40334	FrExpChg	500	500	350.18	.00	.00	149.82	70.0%
03411002	40370	MainSerRep	8,000	11,451	11,877.40	.00	.00	-425.96	103.7%
03411002	40373	InsReimbur	0	0	16,361.66	.00	.00	-16,361.66	100.0%
03411002	40378	INSOPEX	25,000	25,000	24,408.26	1,968.08	.00	591.74	97.6%
03411002	40384	VMEqRent	0	380	379.68	.00	.00	.00	100.0%
03411002	40420	DueSubMem	0	385	385.00	.00	.00	.00	100.0%
03411002	40450	ContrSrv	25,000	34,500	35,343.09	1,114.03	.00	-843.09	102.4%
03411002	40452	ContITNeSr	35,000	26,000	24,494.34	84.42	.00	1,505.66	94.2%
03411002	40460	ContEduc	32,500	29,100	26,300.91	.00	.00	2,799.09	90.4%
03411002	40785	FirePolice	10,000	10,000	9,967.04	93.01	.00	32.96	99.7%
03411002	40791	FirePreExp	4,000	5,600	5,575.13	.00	.00	24.87	99.6%
03411002	40792	Contribut	25,000	25,000	25,000.00	25,000.00	.00	.00	100.0%
03411002	40799	FC Ret PRG	200,000	200,000	198,143.50	54,235.00	.00	1,856.50	99.1%
03411002	40800	Contingenc	10,000	9,600	3,593.92	.00	.00	6,006.08	37.4%
03411002	40915	MedPhysica	5,000	5,000	.00	.00	.00	5,000.00	.0%
03411003	40800	Contingenc	291,681	234,016	541,621.51	328,334.00	34,497.75	-342,102.94	246.2%
03411102	40238	UnifCloth	6,000	6,000	7,392.10	.00	.00	-1,392.10	123.2%
03411102	40240	GenGovMat	1,000	1,000	995.01	55.29	.00	4.99	99.5%

**YTD BUDGET EXPENSES**  
**DECEMBER 2022**

FOR 2022 12

ACCOUNTS	FOR:		ORIGINAL	REVISED	YTD EXPENDED	MTD EXPENDED	ENC/REQ	AVAILABLE	PCT
03	Fire Fund		APPROP	BUDGET				BUDGET	USED
03411102	40241	GenGovSup	2,500	2,500	2,500.00	.00	.00	.00	100.0%
03411102	40260	SmToMiPurc	1,750	1,750	1,750.00	.00	.00	.00	100.0%
03411102	40361	Electric	6,500	6,500	6,103.24	470.38	.00	396.76	93.9%
03411102	40370	MainSerRep	1,500	1,500	1,500.00	.00	.00	.00	100.0%
03411102	40401	Gas	4,500	4,500	4,269.59	357.00	.00	230.41	94.9%
03411102	40420	DueSubMem	4,500	4,500	2,263.87	109.55	.00	2,236.13	50.3%
03411202	40238	UnifCloth	6,000	6,000	3,594.39	619.48	.00	2,405.61	59.9%
03411202	40240	GenGovMat	1,000	1,000	1,000.00	.00	.00	.00	100.0%
03411202	40241	GenGovSup	2,500	2,500	2,500.00	.00	.00	.00	100.0%
03411202	40260	SmToMiPurc	1,750	1,750	1,750.00	.00	.00	.00	100.0%
03411202	40361	Electric	5,500	5,500	5,195.14	312.99	.00	304.86	94.5%
03411202	40370	MainSerRep	1,500	1,500	1,500.00	.00	.00	.00	100.0%
03411202	40402	Oil	4,000	6,500	5,181.13	94.00	.00	1,318.87	79.7%
03411202	40420	DueSubMem	2,500	2,500	1,801.13	661.19	.00	698.87	72.0%
03411302	40238	UnifCloth	6,000	3,081	4,008.67	1,076.99	.00	-927.75	130.1%
03411302	40240	GenGovMat	1,000	3,919	3,919.08	.00	.00	.00	100.0%
03411302	40241	GenGovSup	2,500	2,500	2,500.00	.00	.00	.00	100.0%
03411302	40260	SmToMiPurc	1,750	1,750	1,750.00	.00	.00	.00	100.0%
03411302	40361	Electric	6,600	6,600	4,606.25	.00	.00	1,993.75	69.8%
03411302	40370	MainSerRep	1,500	1,500	810.67	.00	.00	689.33	54.0%
03411302	40402	Oil	2,250	4,550	3,615.70	776.75	.00	934.30	79.5%
03411302	40420	DueSubMem	2,500	2,500	899.34	37.32	.00	1,600.66	36.0%
TOTAL Fire			1,047,781	1,047,781	898,699.41	-15,564.88	34,497.75	114,583.84	89.1%
TOTAL Fire Fund			1,047,781	1,047,781	898,699.41	-15,564.88	34,497.75	114,583.84	89.1%
TOTAL EXPENSES			1,047,781	1,047,781	898,699.41	-15,564.88	34,497.75	114,583.84	

# Open Space Fund

**BALANCE SHEET FOR 2022 12**

FUND: 04 Open Space			NET CHANGE FOR PERIOD	ACCOUNT BALANCE
<b>ASSETS</b>				
04	10123	E/w Open Space Checking	.00	54,473.01
04	10124	East Open Space Checking	.00	87,094.07
04	10125	West Open Space Checking	.00	271,697.39
04	12450	Revenue Accrual	806.90	806.90
<b>TOTAL ASSETS</b>			<b>806.90</b>	<b>414,071.37</b>
<b>FUND BALANCE</b>				
04	18500	Revenue Control	-806.90	-19,330.65
04	27999	Fund Balance	.00	-418,920.72
04	29100	Encumbrance Control	.00	53,239.00
04	29200	Appropriation Control	.00	-100,000.00
04	29400	Expenditure Control	.00	24,180.00
04	29600	Budgetary Fund Balance Control	.00	100,000.00
04	29700	Fund Bal Res for Encumbrance	.00	-53,239.00
<b>TOTAL FUND BALANCE</b>			<b>-806.90</b>	<b>-414,071.37</b>
<b>TOTAL LIABILITIES + FUND BALANCE</b>			<b>-806.90</b>	<b>-414,071.37</b>



**YTD BUDGET REVENUES**  
**DECEMBER 2022**

FOR 2022 12

ACCOUNTS FOR:	ORIGINAL ESTIM REV	REVISED EST REV	ACTUAL YTD REVENUE	ACTUAL MTD REVENUE	REMAINING REVENUE	PCT COLL
04 Open Space						
<b>000 Undefined</b>						
04000009 34101 IntChecRev	0	0	-806.90	-806.90	806.90	100.0%
04000009 37871 E/W Rev	0	0	-3,113.50	.00	3,113.50	100.0%
04000109 37871 East Rev	0	0	-14,483.50	.00	14,483.50	100.0%
04000209 37871 West Rev	0	0	-926.75	.00	926.75	100.0%
TOTAL Undefined	0	0	-19,330.65	-806.90	19,330.65	100.0%
TOTAL Open Space	0	0	-19,330.65	-806.90	19,330.65	100.0%
TOTAL REVENUES	0	0	-19,330.65	-806.90	19,330.65	

**YTD BUDGET EXPENSES**  
**DECEMBER 2022**

FOR 2022 12

ACCOUNTS FOR:	ORIGINAL APPROP	REVISED BUDGET	YTD EXPENDED	MTD EXPENDED	ENC/REQ	AVAILABLE BUDGET	PCT USED
04 Open Space							
<b>451 Recreation Administration</b>							
04451003 40981 CBPlay	7,000	7,000	4,520.00	.00	.00	2,480.00	64.6%
04451003 40982 Chase Park	82,500	82,500	12,235.00	.00	53,239.00	17,026.00	79.4%
04451003 40983 Mill House	10,500	10,500	7,425.00	.00	.00	3,075.00	70.7%
TOTAL Recreation Administration	100,000	100,000	24,180.00	.00	53,239.00	22,581.00	77.4%
TOTAL Open Space	100,000	100,000	24,180.00	.00	53,239.00	22,581.00	77.4%
TOTAL EXPENSES	100,000	100,000	24,180.00	.00	53,239.00	22,581.00	

# American Rescue Plan Act Fund

**BALANCE SHEET FOR 2022 12**

FUND: 05 American Rescue Plan Act			NET CHANGE FOR PERIOD	ACCOUNT BALANCE
<b>ASSETS</b>				
05	10000	ARPA Checking	.00	1,970,307.44
05	12450	Revenue Accrual	3,298.83	3,298.83
	TOTAL ASSETS		3,298.83	1,973,606.27
<b>LIABILITIES</b>				
05	29800	Deferred Rev.	.00	-2,095,277.96
	TOTAL LIABILITIES		.00	-2,095,277.96
<b>FUND BALANCE</b>				
05	18500	Revenue Control	-3,298.83	-3,298.83
05	27999	Fund Balance	.00	-309.48
05	29100	Encumbrance Control	.00	300,000.00
05	29200	Appropriation Control	.00	-729,750.00
05	29400	Expenditure Control	.00	125,280.00
05	29600	Budgetary Fund Balance Control	.00	729,750.00
05	29700	Fund Bal Reser for Encumbrance	.00	-300,000.00
	TOTAL FUND BALANCE		-3,298.83	121,671.69
	TOTAL LIABILITIES + FUND BALANCE		-3,298.83	-1,973,606.27

**YTD BUDGET REVENUES**  
**DECEMBER 2022**

FOR 2022 12

ACCOUNTS FOR:	ORIGINAL ESTIM REV	REVISED EST REV	ACTUAL YTD REVENUE	ACTUAL MTD REVENUE	REMAINING REVENUE	PCT COLL
05 American Rescue Plan Act						
<b>000 Undefined</b>						
05000009 34101 IntChecRev	0	0	-3,298.83	-3,298.83	3,298.83	100.0%
TOTAL Undefined	0	0	-3,298.83	-3,298.83	3,298.83	100.0%
TOTAL American Rescue Plan Act	0	0	-3,298.83	-3,298.83	3,298.83	100.0%
TOTAL REVENUES	0	0	-3,298.83	-3,298.83	3,298.83	

**YTD BUDGET EXPENSES**  
**DECEMBER 2022**

FOR 2022 12

ACCOUNTS FOR:	ORIGINAL APPROP	REVISED BUDGET	YTD EXPENDED	MTD EXPENDED	ENC/REQ	AVAILABLE BUDGET	PCT USED
05 American Rescue Plan Act							
<b>411 Fire</b>							
05411002 40239 SafetySup	129,750	129,750	125,280.00	.00	.00	4,470.00	96.6%
TOTAL Fire	129,750	129,750	125,280.00	.00	.00	4,470.00	96.6%

**YTD BUDGET EXPENSES**  
**DECEMBER 2022**

FOR 2022 12

ACCOUNTS FOR:	ORIGINAL APPROP	REVISED BUDGET	YTD EXPENDED	MTD EXPENDED	ENC/REQ	AVAILABLE BUDGET	PCT USED
05 American Rescue Plan Act							
<b>430 Public Works - General Service</b>							
05430003 40730 Buildings	300,000	300,000	.00	.00	.00	300,000.00	.0%
TOTAL Public Works - General Serv	300,000	300,000	.00	.00	.00	300,000.00	.0%

**YTD BUDGET EXPENSES**  
**DECEMBER 2022**

FOR 2022 12

ACCOUNTS FOR:	ORIGINAL APPROP	REVISED BUDGET	YTD EXPENDED	MTD EXPENDED	ENC/REQ	AVAILABLE BUDGET	PCT USED
05 American Rescue Plan Act							
<b>431 Public Works - Authority</b>							
05431003 40740 SystemImp	300,000	300,000	.00	.00	300,000.00	.00	100.0%
TOTAL Public Works - Authority	300,000	300,000	.00	.00	300,000.00	.00	100.0%
TOTAL American Rescue Plan Act	729,750	729,750	125,280.00	.00	300,000.00	304,470.00	58.3%
TOTAL EXPENSES	729,750	729,750	125,280.00	.00	300,000.00	304,470.00	



# Water Fund

# SOUTH WHITEHALL TOWNSHIP, PA



## BALANCE SHEET FOR 2022 12

FUND: 06 Water			NET CHANGE FOR PERIOD	ACCOUNT BALANCE
<b>ASSETS</b>				
06	10000	Water Fund Checking	-1,316,603.56	3,456,400.63
06	10120	Money Market (Neffs)	347.63	557,672.52
06	10130	MONEY MARKET (UNIVEST)	1,500,369.86	1,500,369.86
06	12450	Revenue Accrual	8,864.34	8,864.34
06	14530	Accounts Receivable	-19,112.00	79,984.32
06	14533	Allowance for Bad Debts	.00	-261,180.45
06	14541	Usage Fees - Metered	80,152.17	935,815.62
06	14542	Penalties - Usage Fees	.00	2,217.98
06	15500	Prepaid	-4,533.11	.00
06	16100	Land -Fixed Asset	.00	278,587.93
06	16200	Buildings - Fixed Asset	.00	751,331.11
06	16250	Accumulated Depreciation Build	.00	-243,312.68
06	16400	Machinery and Equipment - FA	.00	1,103,517.82
06	16450	Accumulated Depreciation Machi	.00	-426,654.95
06	16600	Infrastructure -FA	.00	19,096,398.27
06	16650	Accumulated Depreciation Infra	.00	-12,010,921.69
06	19001	Due From Primary Government	.00	28,444.00
<b>TOTAL ASSETS</b>			<b>249,485.33</b>	<b>14,857,534.63</b>
<b>LIABILITIES</b>				
06	20025	Accounts Payable Accrual	-131,111.44	-548,530.26
06	24600	Accrued Compensation Payable	-9,547.04	-9,547.04
06	27976	Fund Balance Adjustment	.00	135,569.17
06	27977	Prior Period Adjustment	.00	-80,600.44
06	28000	UB Clearing	.00	-.50
06	29001	Due to Township	.00	-334,081.21
<b>TOTAL LIABILITIES</b>			<b>-140,658.48</b>	<b>-837,190.28</b>
<b>FUND BALANCE</b>				
06	18300	Estimated Revenue Control	.00	4,255,900.00
06	18500	Revenue Control	-439,434.85	-4,486,142.06
06	27300	Fund Balance - Res 4 Enc	.00	713.00
06	27998	Fund Balance Adjustment	.00	-2,085,665.52
06	27999	Fund Balance	.00	-5,593,777.11
06	28100	Contributed Capital	.00	-6,304,839.88
06	28101	Accumulated Amortization	.00	962,686.00
06	29100	Encumbrance Control	-111,110.22	1,199,289.92
06	29200	Appropriation Control	.00	-5,106,373.84
06	29400	Expenditure Control	330,608.00	3,486,681.22
06	29600	Budgetary Fund Balance Control	.00	850,473.84
06	29700	Fund Bal Reser for Encumbrance	111,110.22	-1,199,289.92
<b>TOTAL FUND BALANCE</b>			<b>-108,826.85</b>	<b>-14,020,344.35</b>
<b>TOTAL LIABILITIES + FUND BALANCE</b>			<b>-249,485.33</b>	<b>-14,857,534.63</b>

**YTD BUDGET REVENUES**  
**DECEMBER 2022**

FOR 2022 12

ACCOUNTS FOR:	ORIGINAL ESTIM REV	REVISED EST REV	ACTUAL YTD REVENUE	ACTUAL MTD REVENUE	REMAINING REVENUE	PCT COLL
06 Water						
<b>000 Undefined</b>						
06000009 34101 IntChecRev	0	0	-11,053.98	-9,581.83	11,053.98	100.0%
06000009 35000 IntGovtRev	-83,400	-83,400	-89,284.65	-2,211.00	5,884.65	107.1%
06000009 36252 wonPrev	-1,000	-1,000	-13,993.88	.00	12,993.88	1399.4%
06000009 36255 MiscellRev	-4,000	-4,000	-5,450.00	-300.00	1,450.00	136.3%
06000009 36258 CertFee	-10,000	-10,000	-7,320.00	-580.00	-2,680.00	73.2%
06000009 36411 ConnTapRev	-250,000	-250,000	-180,930.68	.00	-69,069.32	72.4%
06000009 36412 UseCharRev	-6,500	-6,500	-5,200.00	.00	-1,300.00	80.0%
06000009 36413 PALFees	-3,000	-3,000	-11,730.59	-880.98	8,730.59	391.0%
06000009 36414 GrantAlloc	-10,000	-10,000	-4,991.70	.00	-5,008.30	49.9%
06000009 37390 PortFeeOfR	0	0	-1,698.74	-63.73	1,698.74	100.0%
06000009 37811 Metsalrev	-3,888,000	-3,888,000	-4,154,487.84	-425,817.31	266,487.84	106.9%
TOTAL Undefined	-4,255,900	-4,255,900	-4,486,142.06	-439,434.85	230,242.06	105.4%
TOTAL Water	-4,255,900	-4,255,900	-4,486,142.06	-439,434.85	230,242.06	105.4%
TOTAL REVENUES	-4,255,900	-4,255,900	-4,486,142.06	-439,434.85	230,242.06	

**YTD BUDGET EXPENSES**  
**DECEMBER 2022**

FOR 2022 12

ACCOUNTS FOR:	ORIGINAL APPROP	REVISED BUDGET	YTD EXPENDED	MTD EXPENDED	ENC/REQ	AVAILABLE BUDGET	PCT USED
06 Water							
<b>000 Undefined</b>							
06 49000 IntFundTra	0	0	86,491.57	.00	.00	-86,491.57	100.0%
TOTAL Undefined	0	0	86,491.57	.00	.00	-86,491.57	100.0%

# SOUTH WHITEHALL TOWNSHIP, PA



## YTD BUDGET EXPENSES DECEMBER 2022

FOR 2022 12

ACCOUNTS	FOR:	ORIGINAL	REVISED	YTD EXPENDED	MTD EXPENDED	ENC/REQ	AVAILABLE	PCT	
06	Water	APPROP	BUDGET				BUDGET	USED	
<b>431 Public Works - Authority</b>									
06431001	40112	Wages	459,706	459,706	377,594.17	35,457.69	.00	82,111.83	82.1%
06431001	40172	HolidayPay	0	0	14,956.27	6,549.49	.00	-14,956.27	100.0%
06431001	40173	StandBy	7,000	7,000	5,276.25	621.25	.00	1,723.75	75.4%
06431001	40177	Sick Pay	0	0	7,238.37	850.62	.00	-7,238.37	100.0%
06431001	40180	OT Pay	40,000	40,000	27,492.25	3,400.75	.00	12,507.75	68.7%
06431001	40184	AttendInc	9,500	9,500	5,339.12	.00	.00	4,160.88	56.2%
06431001	40188	PTO	0	0	34,462.54	6,140.32	.00	-34,462.54	100.0%
06431001	40192	FICAEmploy	39,242	39,242	37,710.56	4,268.47	.00	1,531.44	96.1%
06431001	40195	WorkComIns	14,397	14,397	14,397.00	1,199.75	.00	.00	100.0%
06431001	40196	HealthIns	155,958	155,958	112,588.07	9,608.20	.00	43,369.93	72.2%
06431001	40197	Pension	112,773	112,773	112,773.00	.00	.00	.00	100.0%
06431001	40198	Dental	5,380	5,380	4,333.96	341.38	.00	1,046.04	80.6%
06431001	40199	LIFE Ins	2,936	2,936	2,437.22	.00	.00	498.78	83.0%
06431001	40221	BEREAV	0	0	45.04	.00	.00	-45.04	100.0%
06431001	40901	Thrift Sav	10,990	10,990	9,137.89	320.16	.00	1,852.11	83.1%
06431002	40215	Postage	15,000	15,000	16,640.87	1,568.64	.00	-1,640.87	110.9%
06431002	40232	ValBoxLid	7,500	7,500	5,547.14	.00	.00	1,952.86	74.0%
06431002	40238	UnifCloth	1,500	1,500	1,419.61	.00	.00	80.39	94.6%
06431002	40240	GenGovMat	75,000	85,590	39,662.01	2,747.91	18,482.36	27,445.32	67.9%
06431002	40260	SmToMiPurc	6,000	6,000	3,742.16	.00	.00	2,257.84	62.4%
06431002	40311	AccAudSrv	8,500	8,500	8,000.00	.00	500.00	.00	100.0%
06431002	40313	EngSrv	60,000	60,000	45,698.40	964.00	.00	14,301.60	76.2%
06431002	40314	LgIServ	15,000	15,000	.00	.00	.00	15,000.00	.0%
06431002	40316	TestFees	60,000	63,105	47,122.90	1,881.60	6,207.60	9,774.00	84.5%
06431002	40321	TeleChrg	20,000	20,425	23,849.90	3,543.67	1,261.71	-4,686.31	122.9%
06431002	40323	DEP Fees	32,000	32,000	22,703.00	.00	.00	9,297.00	70.9%
06431002	40325	InternFees	900	900	845.95	76.50	100.50	-46.45	105.2%
06431002	40334	FrExpChg	300	300	.00	.00	.00	300.00	.0%
06431002	40341	Advertise	3,000	3,000	1,289.05	448.53	1,159.48	551.47	81.6%
06431002	40342	Printing	8,500	8,500	7,210.19	290.83	289.81	1,000.00	88.2%
06431002	40361	Utilities	120,000	122,814	100,556.83	7,028.39	20,558.40	1,699.17	98.6%
06431002	40366	WaterPurch	1,511,578	1,511,578	1,294,767.83	125,965.00	709,772.01	-492,961.84	132.6%
06431002	40370	MainSerRep	60,000	67,830	32,896.25	.00	20,308.56	14,625.19	78.4%
06431002	40378	INSOPEX	40,000	40,000	40,000.00	3,333.36	.00	.00	100.0%
06431002	40384	VMEqRent	2,500	2,500	376.16	.00	.00	2,123.84	15.0%
06431002	40390	BanSrvChFE	500	500	.00	.00	.00	500.00	.0%
06431002	40420	DueSubMem	1,800	1,800	1,461.00	.00	.00	339.00	81.2%
06431002	40440	LaunUncLSr	5,000	5,000	1,404.21	75.25	457.89	3,137.90	37.2%
06431002	40450	ContrSrv	145,918	150,671	78,913.36	785.33	3,900.10	67,857.72	55.0%
06431002	40460	ContEduc	7,000	7,000	3,335.00	.00	.00	3,665.00	47.6%

**YTD BUDGET EXPENSES**  
**DECEMBER 2022**

FOR 2022 12

ACCOUNTS 06	FOR: Water		ORIGINAL APPROP	REVISED BUDGET	YTD EXPENDED	MTD EXPENDED	ENC/REQ	AVAILABLE BUDGET	PCT USED
06431002	40573	GenGovtExp	15,000	16,125	2,082.00	.00	6,652.50	7,390.50	54.2%
06431002	40710	NoteIntExp	38,381	38,381	.00	.00	.00	38,381.00	.0%
06431002	40760	MajMachEqu	4,000	4,000	3,636.38	.00	.00	363.62	90.9%
06431002	40914	LicenReim	500	500	328.00	.00	.00	172.00	65.6%
06431002	40965	OpeEXReimb	53,500	53,500	65,862.52	16,465.63	.00	-12,362.52	123.1%
06431002	45533	BadDebExp	25,000	25,000	.00	.00	.00	25,000.00	.0%
06431003	40313	EngSrv	0	0	3,820.79	.00	.00	-3,820.79	100.0%
06431003	40720	Vehicles	92,500	92,500	89,900.00	.00	.00	2,600.00	97.2%
06431003	40730	Buildings	405,000	495,863	232,278.01	71,733.31	74,875.00	188,709.98	61.9%
06431003	40740	SystemImp	815,000	1,119,700	364,806.94	691.89	288,565.00	466,328.17	58.4%
06431003	40745	WS Maint	74,100	74,100	50,441.81	24,250.08	.00	23,658.19	68.1%
06431003	40760	MajMachEqu	48,000	91,810	43,809.67	.00	47,362.00	638.00	99.3%
TOTAL Public works - Authority			4,636,359	5,106,374	3,400,189.65	330,608.00	1,200,452.92	505,731.27	90.1%
TOTAL Water			4,636,359	5,106,374	3,486,681.22	330,608.00	1,200,452.92	419,239.70	91.8%
TOTAL EXPENSES			4,636,359	5,106,374	3,486,681.22	330,608.00	1,200,452.92	419,239.70	

# Sewer Fund

# SOUTH WHITEHALL TOWNSHIP, PA



## BALANCE SHEET FOR 2022 12

FUND: 08 Sewer			NET CHANGE FOR PERIOD	ACCOUNT BALANCE
<b>ASSETS</b>				
08	10000	Sewer Fund Checking	-233,358.25	3,429,638.38
08	10130	MONEY MARKET (UNIVEST)	9,238.44	2,009,238.44
08	12450	Revenue Accrual	12,960.66	6,172.74
08	13500	Due from Other Governments	.00	7,025.92
08	14530	Accounts Receivable	-2,605.19	202,855.74
08	14533	Allowance for Bad Debts	.00	-349,503.63
08	14540	Usage Fees - Flat	-2,979.64	17,300.05
08	14541	Usage Fees - Metered	46,970.67	394,849.84
08	14542	Penalties - Usage Fees	-18.80	4,259.83
08	15500	Prepaid	-1,826.86	.00
08	16100	Land -Fixed Asset	.00	126,443.65
08	16250	Accumulated Depreciation Build	.00	-1,019.46
08	16400	Machinery and Equipment - FA	.00	641,878.88
08	16450	Accumulated Depreciation Machi	.00	-188,540.51
08	16500	Construction in Progress-FA	.00	1,923.50
08	16600	Infrastructure -FA	.00	18,695,342.68
08	16650	Accumulated Depreciation Infra	.00	-11,373,847.30
08	19001	Due From Township	.00	10,000.00
<b>TOTAL ASSETS</b>			<b>-171,618.97</b>	<b>13,634,018.75</b>
<b>LIABILITIES</b>				
08	20025	Accounts Payable Accrual	233,184.00	-762,362.27
08	24600	Accrued Compensation Payable	-12,030.88	-12,031.00
08	27976	Fund Balance Adjustment	.00	1,461.65
08	27977	Prior Period Adjustment	.00	58,991.55
08	29001	Due to Township	.00	-33,787.21
<b>TOTAL LIABILITIES</b>			<b>221,153.12</b>	<b>-747,727.28</b>
<b>FUND BALANCE</b>				
08	18300	Estimated Revenue Control	.00	3,264,500.00
08	18500	Revenue Control	-278,508.87	-3,149,682.52
08	27998	Fund Balance Adjustment	.00	262,986.68
08	27999	Fund Balance	.00	-7,323,996.56
08	28100	Contributed Capital	.00	-7,852,909.10
08	28101	Accumulated Amortization	.00	1,622,510.00
08	29100	Encumbrance Control	-94,436.55	627,613.00
08	29200	Appropriation Control	.00	-4,250,516.83
08	29400	Expenditure Control	228,974.72	3,554,800.03
08	29600	Budgetary Fund Balance Control	.00	986,016.83
08	29700	Fund Bal Reser for Encumbrance	94,436.55	-627,613.00
<b>TOTAL FUND BALANCE</b>			<b>-49,534.15</b>	<b>-12,886,291.47</b>
<b>TOTAL LIABILITIES + FUND BALANCE</b>			<b>171,618.97</b>	<b>-13,634,018.75</b>



**YTD BUDGET REVENUES**  
**DECEMBER 2022**

FOR 2022 12

ACCOUNTS FOR:	ORIGINAL ESTIM REV	REVISED EST REV	ACTUAL YTD REVENUE	ACTUAL MTD REVENUE	REMAINING REVENUE	PCT COLL
08 Sewer						
<b>000 Undefined</b>						
08000009 32821 FlatResRev	-315,000	-315,000	-309,658.00	.00	-5,342.00	98.3%
08000009 34101 IntChcRev	0	0	-18,258.23	-18,258.23	18,258.23	100.0%
08000009 35000 IntGovtRev	-80,000	-80,000	-72,279.26	-7,380.22	-7,720.74	90.3%
08000009 36252 WonPRev	-500	-500	.00	.00	-500.00	.0%
08000009 36255 MiscellRev	-1,000	-1,000	-35.00	.00	-965.00	3.5%
08000009 36257 InWaDiPe	-2,500	-2,500	-600.00	.00	-1,900.00	24.0%
08000009 36258 CertFee	-8,000	-8,000	-7,180.00	-580.00	-820.00	89.8%
08000009 36411 ConnTapRev	-300,000	-300,000	-327,158.36	.00	27,158.36	109.1%
08000009 36413 PALFees	-3,000	-3,000	-9,359.06	-530.66	6,359.06	312.0%
08000009 36414 GrantAlloc	-7,500	-7,500	-4,741.70	.00	-2,758.30	63.2%
08000009 37390 PortFeeOfR	0	0	-1,471.12	-48.12	1,471.12	100.0%
08000009 37812 MetRev	-2,547,000	-2,547,000	-2,398,941.79	-251,711.64	-148,058.21	94.2%
TOTAL Undefined	-3,264,500	-3,264,500	-3,149,682.52	-278,508.87	-114,817.48	96.5%
TOTAL Sewer	-3,264,500	-3,264,500	-3,149,682.52	-278,508.87	-114,817.48	96.5%
TOTAL REVENUES	-3,264,500	-3,264,500	-3,149,682.52	-278,508.87	-114,817.48	

# SOUTH WHITEHALL TOWNSHIP, PA



## YTD BUDGET EXPENSES DECEMBER 2022

FOR 2022 12

ACCOUNTS	FOR:		ORIGINAL	REVISED	YTD EXPENDED	MTD EXPENDED	ENC/REQ	AVAILABLE	PCT
08	Sewer		APPROP	BUDGET				BUDGET	USED
<b>431 Public Works - Authority</b>									
08431001	40112	Wages	577,618	577,618	484,032.21	46,785.15	.00	93,585.79	83.8%
08431001	40172	HolidayPay	0	0	19,019.25	8,363.56	.00	-19,019.25	100.0%
08431001	40173	StandBy	7,000	7,000	8,251.25	866.25	.00	-1,251.25	117.9%
08431001	40177	Sick Pay	0	0	7,473.95	1,086.16	.00	-7,473.95	100.0%
08431001	40180	OT Pay	40,000	40,000	40,439.38	5,344.08	.00	-439.38	101.1%
08431001	40184	AttendInc	11,875	11,875	7,700.18	.00	.00	4,174.82	64.8%
08431001	40188	PTO	0	0	41,477.23	6,319.70	.00	-41,477.23	100.0%
08431001	40192	FICAEmploy	48,421	48,421	47,895.36	5,455.15	.00	525.64	98.9%
08431001	40195	workComIns	20,022	20,022	20,022.00	1,668.50	.00	.00	100.0%
08431001	40196	HealthIns	195,341	195,341	149,677.41	12,807.27	.00	45,663.59	76.6%
08431001	40197	Pension	119,847	119,847	119,847.00	.00	.00	.00	100.0%
08431001	40198	Dental	7,236	7,236	6,182.39	496.06	.00	1,053.61	85.4%
08431001	40199	LIFE Ins	3,704	3,704	3,131.41	.00	.00	572.59	84.5%
08431001	40221	BEREAV	0	0	45.04	.00	.00	-45.04	100.0%
08431001	40901	Thrift Sav	12,790	12,790	10,887.27	428.18	.00	1,902.73	85.1%
08431002	40215	Postage	17,000	17,000	16,670.87	1,373.70	.00	329.13	98.1%
08431002	40233	ManRis	7,500	14,309	6,971.90	.00	3,492.00	3,844.60	73.1%
08431002	40238	UnifCloth	1,300	1,300	1,131.20	83.20	.00	168.80	87.0%
08431002	40240	GenGovMat	10,000	10,692	6,135.92	498.75	.00	4,555.58	57.4%
08431002	40260	SmToMiPurc	2,000	2,000	199.00	.00	.00	1,801.00	10.0%
08431002	40311	AccAudSrv	7,500	7,500	8,000.00	.00	.00	-500.00	106.7%
08431002	40313	EngSrv	50,000	50,000	69,976.12	216.00	.00	-19,976.12	140.0%
08431002	40314	LglSrv	40,000	40,000	.00	.00	.00	40,000.00	.0%
08431002	40321	TeleChrg	4,800	5,119	3,784.52	291.43	734.48	600.00	88.3%
08431002	40334	FrExpChg	500	500	85.09	.00	.00	414.91	17.0%
08431002	40341	Advertise	1,000	1,000	840.52	391.99	159.48	.00	100.0%
08431002	40342	Printing	8,500	8,500	6,417.58	265.49	1,082.42	1,000.00	88.2%
08431002	40361	Electric	2,500	2,554	1,501.41	105.70	977.38	74.91	97.1%
08431002	40365	DisCOA	1,400,000	1,404,116	1,511,652.67	119,429.15	305,597.08	-413,133.39	129.4%
08431002	40370	MainSerRep	12,000	18,890	9,766.72	.00	.00	9,123.28	51.7%
08431002	40378	INSOPEX	1,900	1,900	1,900.00	158.36	.00	.00	100.0%
08431002	40384	VMEqRent	2,000	2,000	.00	.00	.00	2,000.00	.0%
08431002	40390	BanSrvChFE	250	250	.00	.00	.00	250.00	.0%
08431002	40420	DueSubMem	500	500	.00	.00	.00	500.00	.0%
08431002	40440	LaunUnCLsr	4,500	4,500	1,404.41	75.26	457.69	2,637.90	41.4%
08431002	40450	ContrSrv	45,400	45,400	6,823.49	.00	5,112.47	33,464.04	26.3%
08431002	40460	ContEduc	4,000	4,000	.00	.00	.00	4,000.00	.0%
08431002	40573	GenGovtExp	4,000	4,000	.00	.00	.00	4,000.00	.0%
08431002	40914	LicenReim	450	450	.00	.00	.00	450.00	.0%
08431002	40965	OpeEXReimb	60,000	60,000	65,862.52	16,465.63	.00	-5,862.52	109.8%

**YTD BUDGET EXPENSES**  
**DECEMBER 2022**

FOR 2022 12

ACCOUNTS FOR: 08 Sewer	ORIGINAL APPROP	REVISED BUDGET	YTD EXPENDED	MTD EXPENDED	ENC/REQ	AVAILABLE BUDGET	PCT USED
08431002 45533 BadDebExp	50,000	50,000	.00	.00	.00	50,000.00	.0%
08431003 40322 EPA	325,000	325,000	.00	.00	310,000.00	15,000.00	95.4%
08431003 40730 Buildings	2,500	2,500	.00	.00	.00	2,500.00	.0%
08431003 40740 SystemImp	210,000	306,876	53,122.27	.00	.00	253,753.83	17.3%
08431003 40760 MajMachEqu	443,000	815,808	816,472.49	.00	.00	-664.82	100.1%
TOTAL Public Works - Authority	3,761,954	4,250,517	3,554,800.03	228,974.72	627,613.00	68,103.80	98.4%
TOTAL Sewer	3,761,954	4,250,517	3,554,800.03	228,974.72	627,613.00	68,103.80	98.4%
TOTAL EXPENSES	3,761,954	4,250,517	3,554,800.03	228,974.72	627,613.00	68,103.80	

# Refuse/Recycling Fund

# SOUTH WHITEHALL TOWNSHIP, PA



## BALANCE SHEET FOR 2022 12

FUND: 09 Refuse/Recycling			NET CHANGE FOR PERIOD	ACCOUNT BALANCE
<b>ASSETS</b>				
09	10000	Refuse Fund Checking	-174,048.42	771,801.91
09	12450	Revenue Accrual	1,862.43	1,862.43
09	14530	Accounts Receivable	-1,420.10	23,257.25
09	14533	Allowance for Bad Debts	296.70	-169,011.92
09	14542	Penalties - Usage Fees	-2,749.58	23,099.89
09	14544	Refuse Recycling/Hauling Fees	-41,464.77	338,449.81
09	16400	Machinery and Equipment - FA	.00	15,000.00
09	16450	Accumulated Depreciation Machi	.00	-5,250.00
09	19999	Deferred Outflow - Pension	.00	35,190.00
<b>TOTAL ASSETS</b>			<b>-217,523.74</b>	<b>1,034,399.37</b>
<b>LIABILITIES</b>				
09	20025	Accounts Payable Accrual	.00	-218,000.00
09	24600	Accrued Compensation Payable	-945.37	-978.33
09	25999	Net Pension Liability	.00	-87,426.00
09	29999	Deferred Inflow - Pension	.00	-121,654.00
<b>TOTAL LIABILITIES</b>			<b>-945.37</b>	<b>-428,058.33</b>
<b>FUND BALANCE</b>				
09	18300	Estimated Revenue Control	.00	2,929,000.00
09	18500	Revenue Control	-4,867.91	-2,997,070.32
09	27998	Fund Balance Adjustment	.00	334,121.06
09	27999	Fund Balance	.00	-873,109.68
09	29100	Encumbrance Control	-211,814.19	228,559.09
09	29200	Appropriation Control	.00	-3,146,520.75
09	29400	Expenditure Control	223,337.02	2,929,717.90
09	29600	Budgetary Fund Balance Control	.00	217,520.75
09	29700	Fund Bal Reser for Encumbrance	211,814.19	-228,559.09
<b>TOTAL FUND BALANCE</b>			<b>218,469.11</b>	<b>-606,341.04</b>
<b>TOTAL LIABILITIES + FUND BALANCE</b>			<b>217,523.74</b>	<b>-1,034,399.37</b>

**YTD BUDGET REVENUES**  
**DECEMBER 2022**

FOR 2022 12

ACCOUNTS FOR:	ORIGINAL ESTIM REV	REVISED EST REV	ACTUAL YTD REVENUE	ACTUAL MTD REVENUE	REMAINING REVENUE	PCT COLL
09 Refuse/Recycling						
<b>426 Refuse Recycling</b>						
09000009 34101 IntChecRev	0	0	-1,862.43	-1,862.43	1,862.43	100.0%
09000009 36255 MiscellRev	-20,000	-20,000	-25,396.00	-1,508.00	5,396.00	127.0%
09000009 36258 CertFee	-7,000	-7,000	-7,320.00	-620.00	320.00	104.6%
09000009 36413 PALFees	-20,000	-20,000	-53,121.96	-444.77	33,121.96	265.6%
09000009 36430 SolWasRev	-2,787,300	-2,787,300	-2,813,362.35	.00	26,062.35	100.9%
09000009 37390 PortFeeOfR	0	0	-7,824.98	-432.71	7,824.98	100.0%
09016009 35400 GrantRev	-111,000	-111,000	-102,376.60	.00	-8,623.40	92.2%
09016009 37399 GrOffRev	16,300	16,300	14,194.00	.00	2,106.00	87.1%
TOTAL Refuse Recycling	-2,929,000	-2,929,000	-2,997,070.32	-4,867.91	68,070.32	102.3%
TOTAL Refuse/Recycling	-2,929,000	-2,929,000	-2,997,070.32	-4,867.91	68,070.32	102.3%
TOTAL REVENUES	-2,929,000	-2,929,000	-2,997,070.32	-4,867.91	68,070.32	

**YTD BUDGET EXPENSES**  
**DECEMBER 2022**

FOR 2022 12

ACCOUNTS FOR:	ORIGINAL APPROP	REVISED BUDGET	YTD EXPENDED	MTD EXPENDED	ENC/REQ	AVAILABLE BUDGET	PCT USED
09 Refuse/Recycling							
<b>426 Refuse Recycling</b>							
09426001 40112 Wages	47,269	47,269	43,925.00	4,442.03	.00	3,344.00	92.9%
09426001 40113 SpAlloc	169,071	169,071	169,070.00	.00	.00	1.00	100.0%
09426001 40172 HolidayPay	0	0	1,818.00	727.20	.00	-1,818.00	100.0%
09426001 40177 Sick Pay	0	0	181.80	.00	.00	-181.80	100.0%
09426001 40180 OT Pay	2,500	2,500	272.70	.00	.00	2,227.30	10.9%
09426001 40188 PTO	0	0	3,539.05	363.60	.00	-3,539.05	100.0%
09426001 40221 BEREAV	0	0	363.60	.00	.00	-363.60	100.0%
09426002 40215 Postage	16,000	16,000	15,884.68	.00	.00	115.32	99.3%
09426002 40217 LeafColl	27,500	27,500	.00	.00	.00	27,500.00	.0%
09426002 40241 GenGovSup	15,000	15,000	.00	.00	.00	15,000.00	.0%
09426002 40310 ProfSrv	2,000	2,000	.00	.00	.00	2,000.00	.0%
09426002 40314 LglServ	10,000	10,000	2,432.00	.00	.00	7,568.00	24.3%
09426002 40341 Adv/Print	7,000	7,000	6,033.16	.00	.00	966.84	86.2%
09426002 40347 RESEDU	2,000	2,000	2,168.00	.00	.00	-168.00	108.4%
09426002 40365 DispFee	53,000	53,000	77,590.00	5,990.00	.00	-24,590.00	146.4%
09426002 40450 ContrServ	2,617,224	2,795,181	2,606,439.91	211,814.19	228,559.09	-39,818.25	101.4%
TOTAL Refuse Recycling	2,968,564	3,146,521	2,929,717.90	223,337.02	228,559.09	-11,756.24	100.4%
TOTAL Refuse/Recycling	2,968,564	3,146,521	2,929,717.90	223,337.02	228,559.09	-11,756.24	100.4%
TOTAL EXPENSES	2,968,564	3,146,521	2,929,717.90	223,337.02	228,559.09	-11,756.24	

# Campus Renovation Fund



**BALANCE SHEET FOR 2022 12**

FUND: 18 Campus Renovation			NET CHANGE FOR PERIOD	ACCOUNT BALANCE
<b>ASSETS</b>				
18	10000	Checking - Campus Reno	-924,313.38	88,827.65
18	10122	Campus Reno MM- Republic Bank	-1,058.60	.00
	<b>TOTAL ASSETS</b>		<b>-925,371.98</b>	<b>88,827.65</b>
<b>LIABILITIES</b>				
18	20025	Accounts Payable Accrual	.00	-88,827.65
18	29000	Interfund Transfer	925,518.76	.00
	<b>TOTAL LIABILITIES</b>		<b>925,518.76</b>	<b>-88,827.65</b>
<b>FUND BALANCE</b>				
18	18500	Revenue Control	-161.78	-165.00
18	29400	Expenditure Control	15.00	165.00
	<b>TOTAL FUND BALANCE</b>		<b>-146.78</b>	<b>.00</b>
	<b>TOTAL LIABILITIES + FUND BALANCE</b>		<b>925,371.98</b>	<b>-88,827.65</b>

**YTD BUDGET REVENUES**  
**DECEMBER 2022**

FOR 2022 12

ACCOUNTS FOR:	ORIGINAL ESTIM REV	REVISED EST REV	ACTUAL YTD REVENUE	ACTUAL MTD REVENUE	REMAINING REVENUE	PCT COLL
18 Campus Renovation						
<b>000 Undefined</b>						
18 39000 IntFundTra	0	0	-161.37	-161.37	161.37	100.0%
TOTAL Undefined	0	0	-161.37	-161.37	161.37	100.0%

**YTD BUDGET REVENUES**  
**DECEMBER 2022**

FOR 2022 12

ACCOUNTS FOR: 18	Campus Renovation	ORIGINAL ESTIM REV	REVISED EST REV	ACTUAL YTD REVENUE	ACTUAL MTD REVENUE	REMAINING REVENUE	PCT COLL
<b>500 Campus Renovation</b>							
18500003	34101 IntChecRev	0	0	-3.63	-.41	3.63	100.0%
TOTAL Campus Renovation		0	0	-3.63	-.41	3.63	100.0%
TOTAL Campus Renovation		0	0	-165.00	-161.78	165.00	100.0%
TOTAL REVENUES		0	0	-165.00	-161.78	165.00	

**YTD BUDGET EXPENSES**  
**DECEMBER 2022**

FOR 2022 12

ACCOUNTS FOR: 18	Campus Renovation	ORIGINAL APPROP	REVISED BUDGET	YTD EXPENDED	MTD EXPENDED	ENC/REQ	AVAILABLE BUDGET	PCT USED
<b>500 Campus Renovation</b>								
18500003	40390 BanSrvChFE	0	0	165.00	15.00	.00	-165.00	100.0%
TOTAL Campus Renovation		0	0	165.00	15.00	.00	-165.00	100.0%
TOTAL Campus Renovation		0	0	165.00	15.00	.00	-165.00	100.0%
TOTAL EXPENSES		0	0	165.00	15.00	.00	-165.00	

# Capital Reserve Fund

**BALANCE SHEET FOR 2022 12**

FUND: 30 Capital Reserve			NET CHANGE FOR PERIOD	ACCOUNT BALANCE
<b>ASSETS</b>				
30	10000	Capital Reserve Fund Checking	218,020.42	545,042.11
30	12450	Revenue Accrual	1,160.38	59,129.68
30	19000	Interfund Transfer	-321,637.97	-273,385.32
<b>TOTAL ASSETS</b>			<b>-102,457.17</b>	<b>330,786.47</b>
<b>LIABILITIES</b>				
30	20025	Accounts Payable Accrual	.00	-188,079.13
30	29000	Interfund Transfer	.00	-689,625.00
30	29800	Deferred Rev.	.00	24,297.93
<b>TOTAL LIABILITIES</b>			<b>.00</b>	<b>-853,406.20</b>
<b>FUND BALANCE</b>				
30	18300	Estimated Revenue Control	.00	-46,970.00
30	18500	Revenue Control	-3,130.38	-1,583,943.38
30	27998	Fund Balance Adjustment	.00	-6,651,974.56
30	27999	Fund Balance	.00	7,073,998.87
30	29100	Encumbrance Control	-72,326.05	502,346.14
30	29200	Appropriation Control	.00	-2,745,744.66
30	29400	Expenditure Control	105,587.55	1,684,538.80
30	29600	Budgetary Fund Balance Control	.00	2,792,714.66
30	29700	Fund Bal Reser for Encumbrance	72,326.05	-502,346.14
<b>TOTAL FUND BALANCE</b>			<b>102,457.17</b>	<b>522,619.73</b>
<b>TOTAL LIABILITIES + FUND BALANCE</b>			<b>102,457.17</b>	<b>-330,786.47</b>

**YTD BUDGET REVENUES**  
**DECEMBER 2022**

FOR 2022 12

ACCOUNTS FOR:	ORIGINAL ESTIM REV	REVISED EST REV	ACTUAL YTD REVENUE	ACTUAL MTD REVENUE	REMAINING REVENUE	PCT COLL
30 Capital Reserve						
<b>000 Undefined</b>						
30 39000 IntFundTra	0	0	-1,580,813.00	.00	1,580,813.00	100.0%
30000009 34101 IntChecRev	0	0	-1,160.38	-1,160.38	1,160.38	100.0%
30000009 35400 GrantRev	30,000	30,000	.00	.00	30,000.00	.0%
30000009 35973 JC#3 DP	15,000	15,000	.00	.00	15,000.00	.0%
30000009 35980 KRMPGrant	1,970	1,970	-1,970.00	-1,970.00	3,940.00	-100.0%
TOTAL Undefined	46,970	46,970	-1,583,943.38	-3,130.38	1,630,913.38	-3372.2%
TOTAL Capital Reserve	46,970	46,970	-1,583,943.38	-3,130.38	1,630,913.38	-3372.2%
TOTAL REVENUES	46,970	46,970	-1,583,943.38	-3,130.38	1,630,913.38	

**YTD BUDGET EXPENSES**  
**DECEMBER 2022**

FOR 2022 12

ACCOUNTS FOR:	ORIGINAL APPROP	REVISED BUDGET	YTD EXPENDED	MTD EXPENDED	ENC/REQ	AVAILABLE BUDGET	PCT USED
30 Capital Reserve							
<b>406 Administrative</b>							
30406003 40801 PropImp	0	0	101,505.70	.00	.00	-101,505.70	100.0%
TOTAL Administrative	0	0	101,505.70	.00	.00	-101,505.70	100.0%



**YTD BUDGET EXPENSES**  
**DECEMBER 2022**

FOR 2022 12

ACCOUNTS FOR:	ORIGINAL APPROP	REVISED BUDGET	YTD EXPENDED	MTD EXPENDED	ENC/REQ	AVAILABLE BUDGET	PCT USED
30 Capital Reserve							
<b>410 Police</b>							
30410003 40720 Vehicles	217,113	217,113	112,067.10	.00	96,142.84	8,903.06	95.9%
TOTAL Police	217,113	217,113	112,067.10	.00	96,142.84	8,903.06	95.9%

**YTD BUDGET EXPENSES**  
**DECEMBER 2022**

FOR 2022 12

ACCOUNTS FOR:	ORIGINAL APPROP	REVISED BUDGET	YTD EXPENDED	MTD EXPENDED	ENC/REQ	AVAILABLE BUDGET	PCT USED
30 Capital Reserve							
<b>415 Emergency Management</b>							
30415003 40720 Vehicles	40,000	40,000	36,100.00	.00	.00	3,900.00	90.3%
30415003 40760 MajMachEqu	50,000	50,000	50,000.00	.00	.00	.00	100.0%
TOTAL Emergency Management	90,000	90,000	86,100.00	.00	.00	3,900.00	95.7%

**YTD BUDGET EXPENSES**  
**DECEMBER 2022**

FOR 2022 12

ACCOUNTS FOR:	ORIGINAL APPROP	REVISED BUDGET	YTD EXPENDED	MTD EXPENDED	ENC/REQ	AVAILABLE BUDGET	PCT USED
30 Capital Reserve							
<b>430 Public Works - General Service</b>							
30430003 40610 StreetCont	1,000,000	1,000,000	785,402.14	.00	.00	214,597.86	78.5%
30430003 40720 Vehicles	174,700	246,910	162,109.66	.00	87,377.00	-2,577.00	101.0%
30430003 40800 Contingenc	850,000	850,000	321,637.97	101,967.32	112,708.53	415,653.50	51.1%
TOTAL Public Works - General Serv	2,024,700	2,096,910	1,269,149.77	101,967.32	200,085.53	627,674.36	70.1%

**YTD BUDGET EXPENSES**  
**DECEMBER 2022**

FOR 2022 12

ACCOUNTS FOR:	ORIGINAL APPROP	REVISED BUDGET	YTD EXPENDED	MTD EXPENDED	ENC/REQ	AVAILABLE BUDGET	PCT USED
30 Capital Reserve							
<b>451 Recreation Administration</b>							
30451003 40801 PropImp	0	13,060	13,060.00	.00	.00	.00	100.0%
30451003 40973 JC#3 DP	187,000	212,162	38,856.02	3,620.23	156,182.98	17,123.00	91.9%
30451003 40981 CBPlay	15,000	94,500	41,800.21	.00	49,934.79	2,765.00	97.1%
TOTAL Recreation Administration	202,000	319,722	93,716.23	3,620.23	206,117.77	19,888.00	93.8%

**YTD BUDGET EXPENSES**  
**DECEMBER 2022**

FOR 2022 12

ACCOUNTS FOR:	ORIGINAL APPROP	REVISED BUDGET	YTD EXPENDED	MTD EXPENDED	ENC/REQ	AVAILABLE BUDGET	PCT USED
30 Capital Reserve							
<b>460 Community Development</b>							
30460003 40720 Vehicles	22,000	22,000	22,000.00	.00	.00	.00	100.0%
TOTAL Community Development	22,000	22,000	22,000.00	.00	.00	.00	100.0%
TOTAL Capital Reserve	2,555,813	2,745,745	1,684,538.80	105,587.55	502,346.14	558,859.72	79.6%
TOTAL EXPENSES	2,555,813	2,745,745	1,684,538.80	105,587.55	502,346.14	558,859.72	

# State Highway Aid Fund

**BALANCE SHEET FOR 2022 12**

FUND: 35 State Highway Aid			NET CHANGE FOR PERIOD	ACCOUNT BALANCE
<b>ASSETS</b>				
35	10000	State Highway Aid Checking	-25,644.96	557,418.80
	<b>TOTAL ASSETS</b>		<b>-25,644.96</b>	<b>557,418.80</b>
<b>LIABILITIES</b>				
35	20025	Accounts Payable Accrual	.00	-23,997.27
	<b>TOTAL LIABILITIES</b>		<b>.00</b>	<b>-23,997.27</b>
<b>FUND BALANCE</b>				
35	18300	Estimated Revenue Control	.00	665,000.00
35	18500	Revenue Control	.00	-706,011.82
35	27998	Fund Balance Adjustment	.00	4,525.25
35	27999	Fund Balance	.00	-316,884.99
35	29100	Encumbrance Control	-75,484.52	242,256.04
35	29200	Appropriation Control	.00	-836,125.13
35	29400	Expenditure Control	25,644.96	484,950.03
35	29600	Budgetary Fund Balance Control	.00	171,125.13
35	29700	Fund Bal Reser for Encumbrance	75,484.52	-242,256.04
	<b>TOTAL FUND BALANCE</b>		<b>25,644.96</b>	<b>-533,421.53</b>
	<b>TOTAL LIABILITIES + FUND BALANCE</b>		<b>25,644.96</b>	<b>-557,418.80</b>

**YTD BUDGET REVENUES**  
**DECEMBER 2022**

FOR 2022 12

ACCOUNTS FOR:	ORIGINAL ESTIM REV	REVISED EST REV	ACTUAL YTD REVENUE	ACTUAL MTD REVENUE	REMAINING REVENUE	PCT COLL
35 State Highway Aid						
<b>000 Undefined</b>						
35000009 34101 IntChecRev	0	0	-176.76	.00	176.76	100.0%
35010009 35400 GrantRev	-665,000	-665,000	-705,835.06	.00	40,835.06	106.1%
TOTAL Undefined	-665,000	-665,000	-706,011.82	.00	41,011.82	106.2%
TOTAL State Highway Aid	-665,000	-665,000	-706,011.82	.00	41,011.82	106.2%
TOTAL REVENUES	-665,000	-665,000	-706,011.82	.00	41,011.82	



**YTD BUDGET EXPENSES**  
**DECEMBER 2022**

FOR 2022 12

ACCOUNTS FOR:	ORIGINAL APPROP	REVISED BUDGET	YTD EXPENDED	MTD EXPENDED	ENC/REQ	AVAILABLE BUDGET	PCT USED
35 State Highway Aid							
<b>406 Administrative</b>							
35406002 40376 strtLight	350,000	377,511	320,299.61	25,644.96	43,168.34	14,043.12	96.3%
TOTAL Administrative	350,000	377,511	320,299.61	25,644.96	43,168.34	14,043.12	96.3%

**YTD BUDGET EXPENSES**  
**DECEMBER 2022**

FOR 2022 12

ACCOUNTS FOR:	ORIGINAL APPROP	REVISED BUDGET	YTD EXPENDED	MTD EXPENDED	ENC/REQ	AVAILABLE BUDGET	PCT USED
35 State Highway Aid							
<b>430 Public Works - General Service</b>							
35430002 40216 Salt	150,000	150,000	133,533.86	.00	.00	16,466.14	89.0%
35430002 40798 TraffMaint	50,000	59,472	10,113.66	.00	.00	49,358.40	17.0%
35430003 40611 Bridge Mai	20,000	20,000	.00	.00	.00	20,000.00	.0%
35430003 40720 Vehicles	192,500	192,500	.00	.00	199,087.70	-6,587.70	103.4%
35430003 40760 MajMachEqu	36,642	36,642	21,002.90	.00	.00	15,639.10	57.3%
TOTAL Public Works - General serv	449,142	458,614	164,650.42	.00	199,087.70	94,875.94	79.3%
TOTAL State Highway Aid	799,142	836,125	484,950.03	25,644.96	242,256.04	108,919.06	87.0%
TOTAL EXPENSES	799,142	836,125	484,950.03	25,644.96	242,256.04	108,919.06	

# EMA/EMS Fund

**BALANCE SHEET FOR 2022 12**

FUND: 45 EMA/EMS			NET CHANGE FOR PERIOD	ACCOUNT BALANCE
ASSETS				
	45	10000      Checking	.00	50,100.00
		TOTAL ASSETS	.00	50,100.00
FUND BALANCE				
	45	18500      Revenue Control	.00	-50,000.00
	45	27999      Fund Balance	.00	-100.00
		TOTAL FUND BALANCE	.00	-50,100.00
		TOTAL LIABILITIES + FUND BALANCE	.00	-50,100.00

**YTD BUDGET REVENUES**  
**DECEMBER 2022**

FOR 2022 12

ACCOUNTS FOR: 45	EMA/EMS	ORIGINAL ESTIM REV	REVISED EST REV	ACTUAL YTD REVENUE	ACTUAL MTD REVENUE	REMAINING REVENUE	PCT COLL
<b>411 Fire</b>							
45 39000	IntFundTra	0	0	-50,000.00	.00	50,000.00	100.0%
	TOTAL Fire	0	0	-50,000.00	.00	50,000.00	100.0%
	TOTAL EMA/EMS	0	0	-50,000.00	.00	50,000.00	100.0%
	TOTAL REVENUES	0	0	-50,000.00	.00	50,000.00	

# Fiscal Stability Fund

**BALANCE SHEET FOR 2022 12**

FUND: 50 Fiscal Stability Fund			NET CHANGE FOR PERIOD	ACCOUNT BALANCE
<b>ASSETS</b>				
50	10130	MONEY MARKET (UNIVEST)	2,009,620.36	4,450,027.16
50	19000	Interfund Transfer	.00	1,000,000.00
	<b>TOTAL ASSETS</b>		<b>2,009,620.36</b>	<b>5,450,027.16</b>
<b>FUND BALANCE</b>				
50	18500	Revenue Control	-2,009,620.36	-2,037,246.45
50	27998	Fund Balance Adjustment	.00	2,875.83
50	27999	Fund Balance	.00	-3,417,869.25
50	29400	Expenditure Control	.00	2,212.71
	<b>TOTAL FUND BALANCE</b>		<b>-2,009,620.36</b>	<b>-5,450,027.16</b>
<b>TOTAL LIABILITIES + FUND BALANCE</b>			<b>-2,009,620.36</b>	<b>-5,450,027.16</b>

\*\* END OF REPORT - Generated by Kristin Blahnik \*\*

**YTD BUDGET REVENUES**  
**DECEMBER 2022**

FOR 2022 12

ACCOUNTS FOR:	ORIGINAL ESTIM REV	REVISED EST REV	ACTUAL YTD REVENUE	ACTUAL MTD REVENUE	REMAINING REVENUE	PCT COLL
50 Fiscal Stability Fund						
<b>000 Undefined</b>						
50000009 34101 IntChecRev	0	0	-37,246.45	-9,620.36	37,246.45	100.0%
50000009 39000 IntFundTra	0	0	-2,000,000.00	-2,000,000.00	2,000,000.00	100.0%
TOTAL Undefined	0	0	-2,037,246.45	-2,009,620.36	2,037,246.45	100.0%
TOTAL Fiscal Stability Fund	0	0	-2,037,246.45	-2,009,620.36	2,037,246.45	100.0%
TOTAL REVENUES	0	0	-2,037,246.45	-2,009,620.36	2,037,246.45	