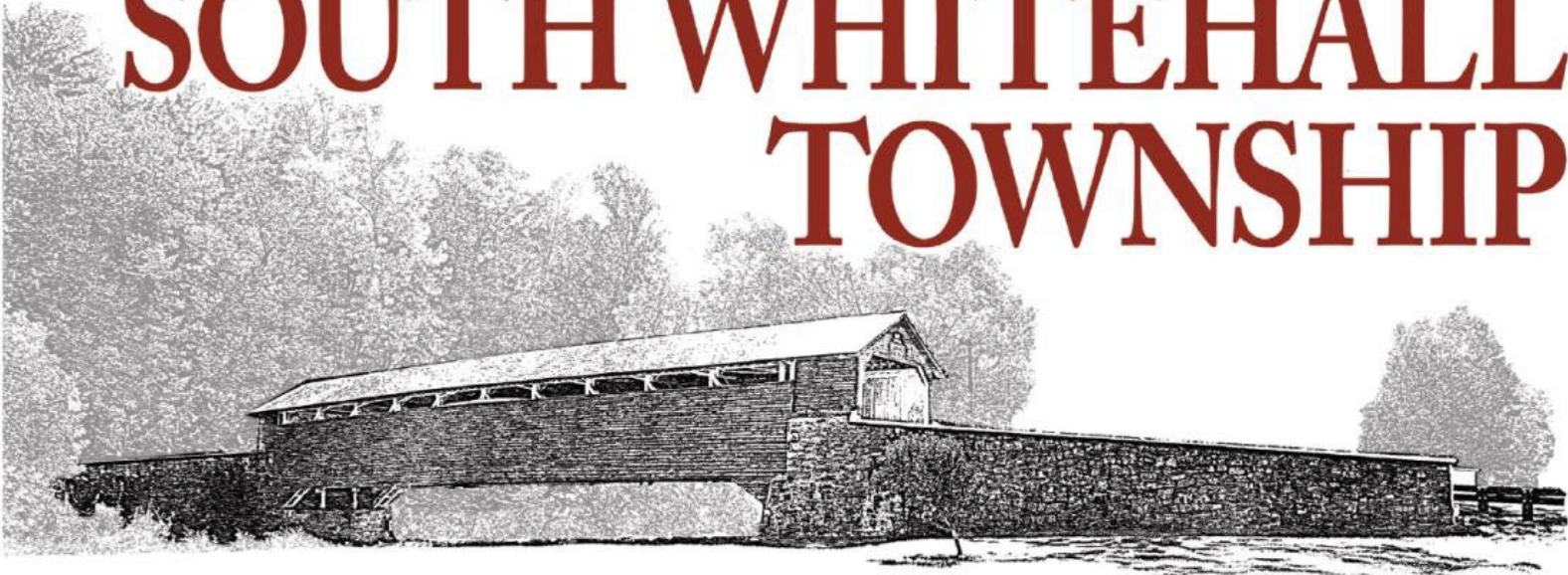


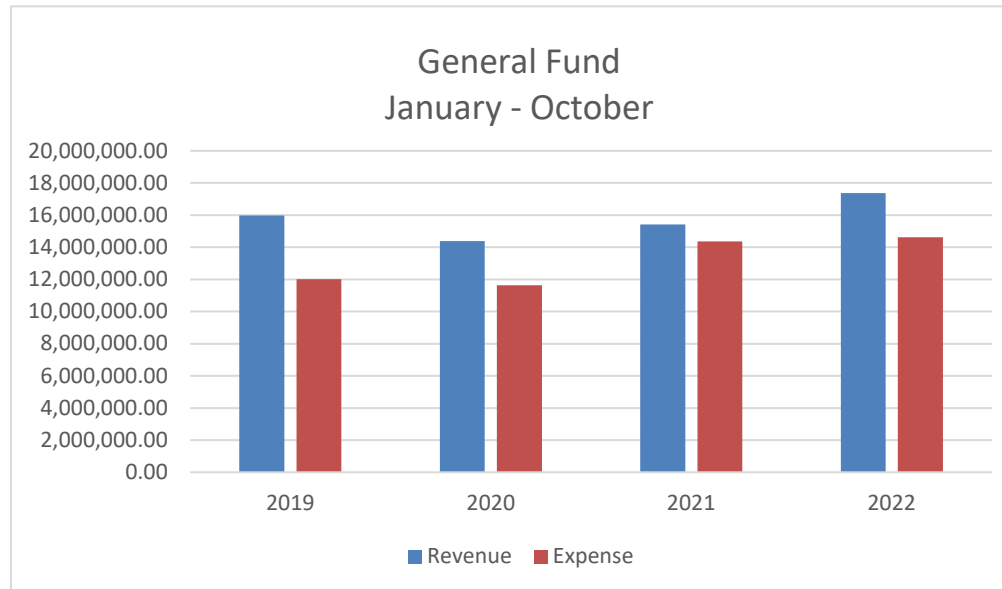
OCTOBER 2022 FINANCIAL REPORTS ANALYSIS

**SOUTH WHITEHALL
TOWNSHIP**



General Fund Revenue vs Expense YTD October 2022

Net	Budget	Actual	% Budget
2022 General Fund Revenue	\$ 16,381,700.00	\$ 17,369,454.19	106.03%
2022 General Fund Expense	\$ 16,869,014.00	\$ 14,631,794.36	86.74%
	\$ (487,314.00)	\$ 2,737,659.83	



** Please note that the 2022 Expense Budget number now includes the 2021 rollover amounts now that we have closed 2021 in Munis.

**General Fund Revenues
YTD October 2022**

<u>Category</u>	<u>YTD Through 10-31-2020</u>	<u>YTD Through 10-31-2021</u>	<u>YTD Through 10-31-2022</u>	<u>2022 Budget</u>	<u>Variance to Budget 2022</u>
Real Estate Tax Total	6,550,687.06	6,676,287.44	6,982,303.87	6,965,444.00	-16,859.87
Earned Income Tax Total	2,912,368.17	3,055,249.65	3,476,285.76	3,500,000.00	23,714.24
Business Privilege Total	2,238,435.47	2,235,898.41	2,641,792.73	2,350,000.00	-291,792.73
Admission Tax Total	155,999.60	1,321,857.90	1,777,096.44	1,300,000.00	-477,096.44
Local Services Tax Total	445,693.20	463,119.29	515,212.72	600,000.00	84,787.28
Real Estate Transfer Total	892,704.55	738,678.18	928,537.43	700,000.00	-228,537.43
License / Permit Fees Total	354,802.99	406,705.92	566,026.60	489,480.00	-76,546.60
Cable TV Tax Total	252,608.81	251,500.99	248,035.29	325,000.00	76,964.71
Grants and Gifts Total	98,784.40	137,876.05	223,397.81	304,684.00	81,286.19
Disc Penalties Fines Total	-172,066.49	-175,446.47	-171,397.64	-207,409.00	-36,011.36
Other Income Total	652,226.70	300,966.11	141,168.40	50,001.00	-91,167.40
Interest Income Total	7,853.40	6,148.21	40,994.78	4,500.00	-36,494.78
Grand Total	14,390,097.86	15,418,841.68	17,369,454.19	16,381,700.00	-987,754.19

Expected Timing of Revenues:

Real Estate Tax: Due May 31st

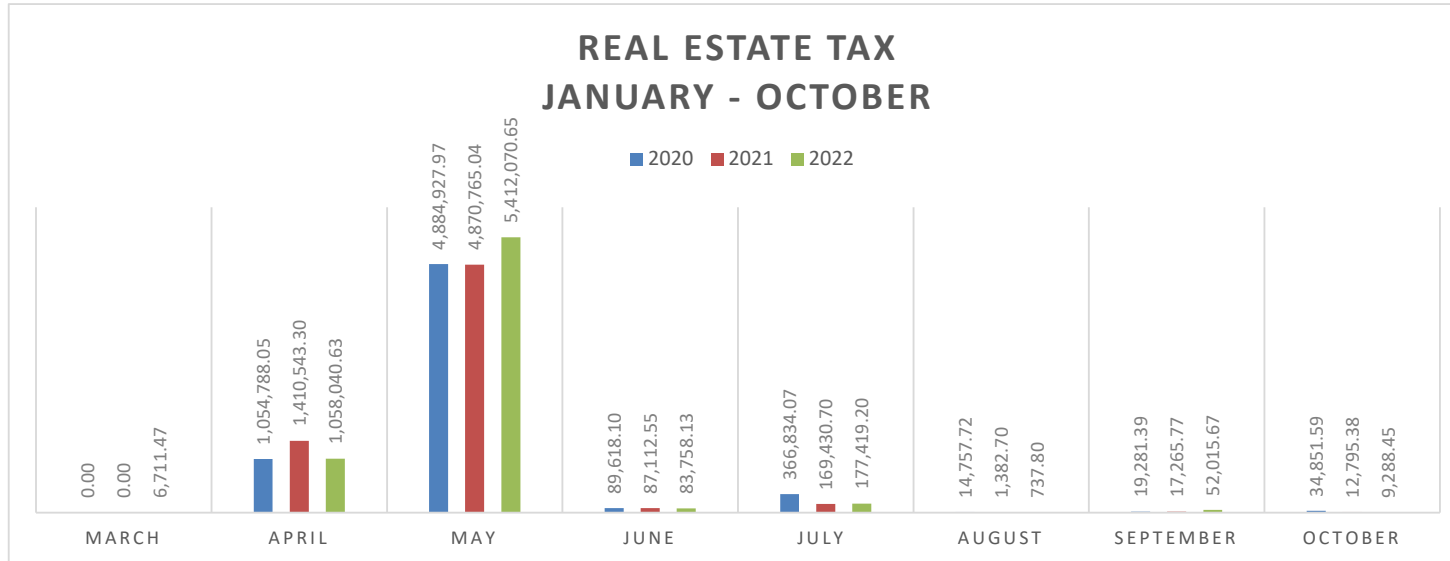
Business Privilege Tax: Due April 30th

Admission Tax: Our largest taxpayer is Open May - October

Local Services Tax: Received quarterly

Cable TV Franchise Tax: Received quarterly

**General Fund Revenues Comparison
YTD October 2022**



Real Estate Tax Revenue:

	<u>2020</u>	<u>2021</u>	<u>2022</u>	<u>2022 vs 2021</u>
March	0.00	0.00	6,711.47	6,711.47
April	1,054,788.05	1,410,543.30	1,058,040.63	(352,502.67)
May	4,884,927.97	4,870,765.04	5,412,070.65	541,305.61
June	89,618.10	87,112.55	83,758.13	(3,354.42)
July	366,834.07	169,430.70	177,419.20	7,988.50
August	14,757.72	1,382.70	737.80	(644.90)
September	19,281.39	17,265.77	52,015.67	34,749.90
October	34,851.59	12,795.38	9,288.45	(3,506.93)
November	65,340.26	45,291.41		(45,291.41)
December	129,202.28	85,320.98		(85,320.98)
	<u>\$ 6,659,601.43</u>	<u>\$ 6,699,907.83</u>	<u>\$ 6,800,042.00</u>	<u>\$ 100,134.17</u>

Real Estate Tax: (0100009/30110) - 2.84975 mills or .00284975 X assessed value. Billed April 1; Due May 31 (2% discount).

We have received \$6,800,042 for Year to Date October 31, 2022, 98.6%. The 2022 budgeted amount for this revenue is \$6,895,444.00.

The revenue for the same period last year was \$6,569,295.44 collected as of October 31, 2021. \$172,166.93 was the base amount turned over as delinquent Real Estate and Fire Taxes for 2021. Total 2021 Real Estate Taxes were \$6,699,907.83 against a budget of \$6,807,581.00.

**General Fund Revenues Comparison
YTD October 2022**

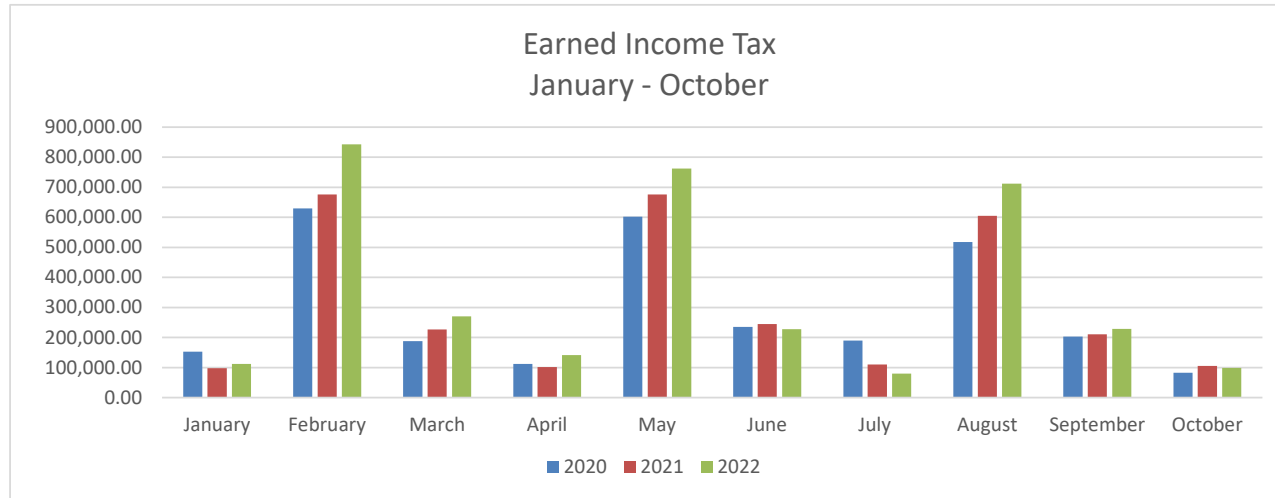


Real Estate Transfer Tax Revenue:

	<u>2020</u>	<u>2021</u>	<u>2022</u>	<u>2022 vs 2021</u>
January	38,275.62	73,117.25	75,190.99	2,073.74
February	35,245.85	62,353.58	50,587.49	(11,766.09)
March	56,684.66	73,850.24	89,167.34	15,317.10
April	31,283.47	47,928.89	64,064.47	16,135.58
May	24,286.92	64,164.02	82,011.13	17,847.11
June	30,268.80	85,884.64	113,144.22	27,259.58
July	479,225.48	83,973.14	90,657.73	6,684.59
August	60,886.07	84,567.98	104,050.23	19,482.25
September	71,034.50	75,901.89	77,383.88	1,481.99
October	65,513.18	86,936.55	182,279.95	95,343.40
November	59,947.20	98,474.07		(98,474.07)
December	55,568.10	76,524.68		(76,524.68)
	<u>\$ 1,008,219.85</u>	<u>\$ 913,676.93</u>	<u>\$ 928,537.43</u>	<u>\$ 14,860.50</u>

Real Estate Transfer Tax: (01000009/31010) - .5% on total sale of real estate. Received from Lehigh County monthly. For January - October 2022 a total of \$928,537.43 was received against a budget of \$700,000, 132.6%. The revenue for the same period last year was \$738,678.18 against a budgeted \$650,000, and we ended the year at 140.6%.

**General Fund Revenues Comparison
YTD October 2022**

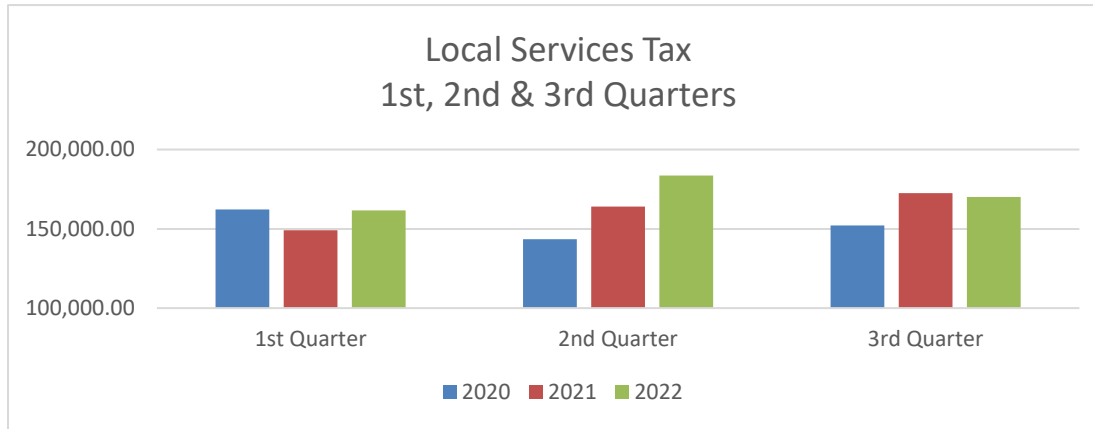


Earned Income Tax Revenue:

	<u>2020</u>	<u>2021</u>	<u>2022</u>	<u>2022 vs 2021</u>
January	153,020.91	98,303.84	111,655.28	13,351.44
February	629,495.94	676,421.80	842,996.70	166,574.90
March	188,048.27	226,440.14	270,347.78	43,907.64
April	111,724.30	101,744.98	141,580.32	39,835.34
May	601,901.73	676,269.88	762,553.74	86,283.86
June	235,378.14	245,023.65	228,024.89	(16,998.76)
July	189,402.38	110,030.95	80,251.11	(29,779.84)
August	517,856.45	604,674.27	711,584.63	106,910.36
September	202,580.15	210,743.34	228,310.75	17,567.41
October	82,959.90	105,596.80	98,980.56	(6,616.24)
November	579,455.34	645,982.20		(645,982.20)
December	204,068.10	209,749.14		(209,749.14)
	<u>\$ 3,695,891.61</u>	<u>\$ 3,910,980.99</u>	<u>\$ 3,476,285.76</u>	<u>\$ (434,695.23)</u>

Earned Income Tax: (0100009/31021) - .5% paid by Township residents on wages earned. Berkheimer collects and pays Township monthly. We received for January - October 2022 a total of \$3,476,285.76 against a budget of \$3,500,000, 99.3%. The revenue for the same period last year was \$3,055,249.65 against a budget of a \$3,300,000, and we ended the year at 118.5%.

**General Fund Revenues Comparison
YTD October 2022**



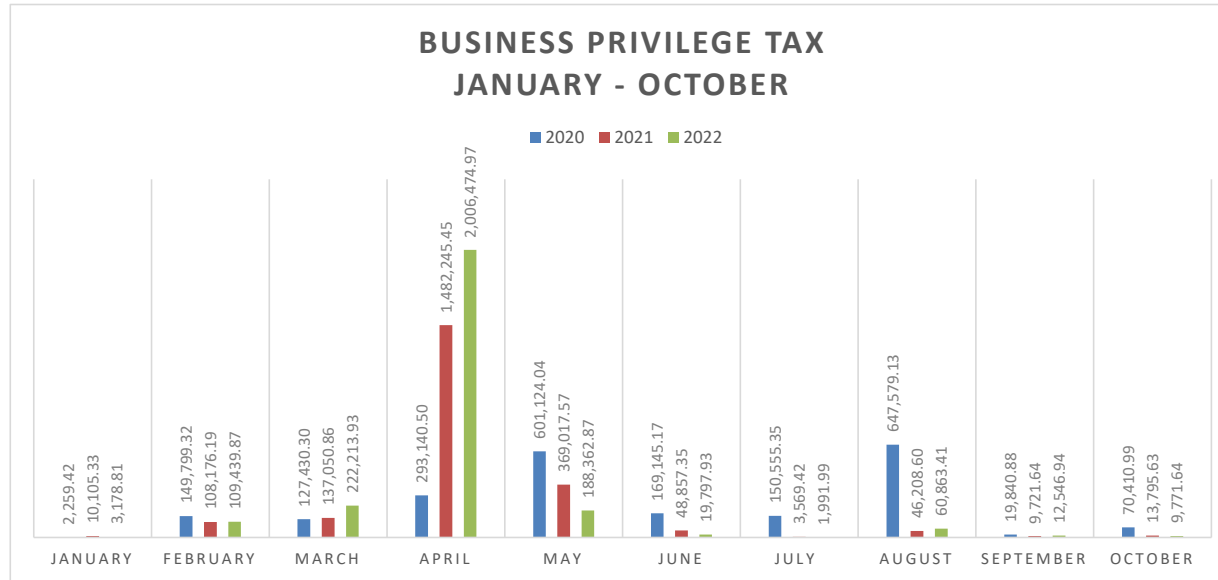
Local Services Tax Revenue:

	<u>2020</u>	<u>2021</u>	<u>2022</u>	<u>Diff</u>
1st Quarter	162,309.36	149,021.20	161,582.03	12,560.83
2nd Quarter	143,383.84	164,098.09	183,630.69	19,532.60
3rd Quarter	152,178.16	172,428.91	170,000.00	(2,428.91)
4th Quarter	150,968.46	150,000.00		(150,000.00)
	<u>\$ 608,839.82</u>	<u>\$ 635,548.20</u>	<u>\$ 515,212.72</u>	<u>\$ (120,335.48)</u>

*The 3rd quarter 2022 is an estimated accrual based on prior years 3rd quarter.

Local Services Tax: (01000009/31051) - \$52.00 per person annually employed within the Township. Parkland School District collects and pays Township quarterly. We recorded \$515,212.72 for January - October 2022, against a budget of \$675,000, 85.9%. Revenue for the same period last year was \$485,548.20 against a budgeted \$675,000, and we ended the year at 94.2%.

**General Fund Revenues Comparison
YTD October 2022**

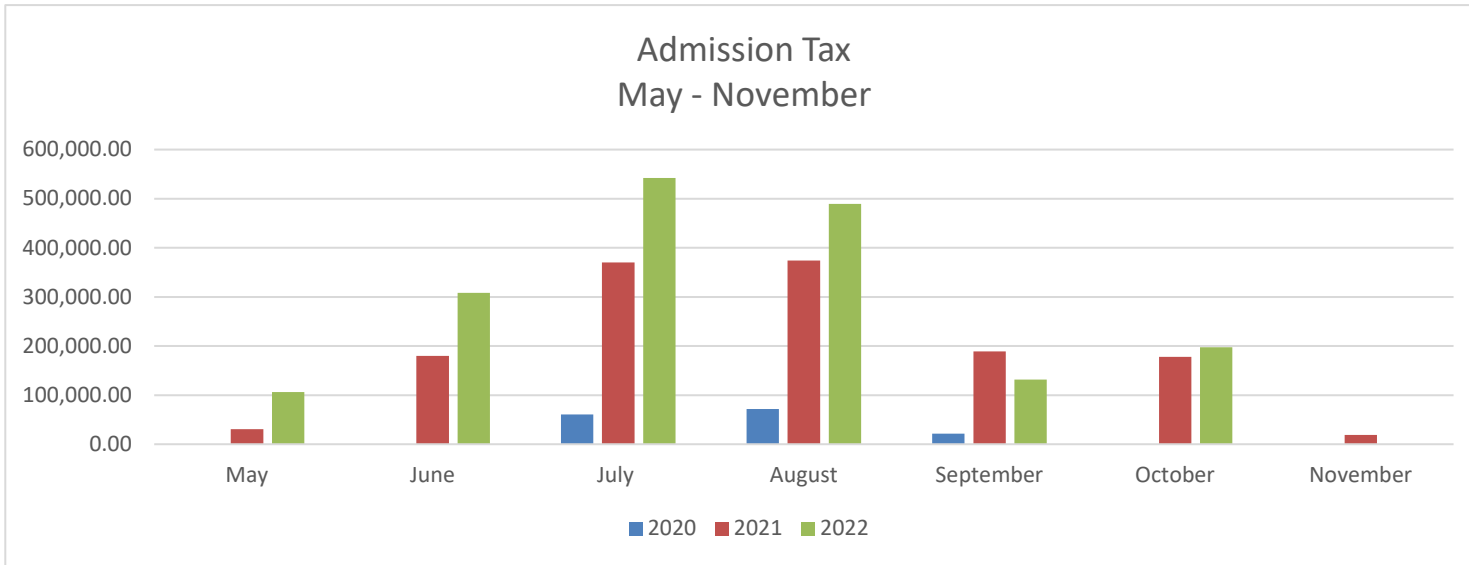


Business Privilege Tax Revenue:

	<u>2020</u>	<u>2021</u>	<u>2022</u>	<u>2022 vs 2021</u>
January	2,259.42	10,105.33	3,178.81	(6,926.52)
February	149,799.32	108,176.19	109,439.87	1,263.68
March	127,430.30	137,050.86	222,213.93	85,163.07
April	293,140.50	1,482,245.45	2,006,474.97	524,229.52
May	601,124.04	369,017.57	188,362.87	(180,654.70)
June	169,145.17	48,857.35	19,797.93	(29,059.42)
July	150,555.35	3,569.42	1,991.99	(1,577.43)
August	647,579.13	46,208.60	60,863.41	14,654.81
September	19,840.88	9,721.64	12,546.94	2,825.30
October	70,410.99	13,795.63	9,771.64	(4,023.99)
November	27,166.43	12,538.17		(12,538.17)
December	21,465.71	4,125.94		(4,125.94)
	<u>\$ 2,279,917.24</u>	<u>\$ 2,245,412.15</u>	<u>\$ 2,634,642.36</u>	<u>\$ 389,230.21</u>

Business Privilege Tax: (0100009/31036) - .1% (.001) wholesale or .15% (.0015) service/retail of gross receipts. Due April 30. We received for January - October 2022 a total of \$2,634,642.36 against a budgeted \$2,350,000, 112.1%. The revenue for the same period last year was \$2,228,748.04 against a budgeted \$2,150,000, and we ended the year at 104.4%. Note: The 2020 BP deadline was moved to July 15.

**General Fund Revenues Comparison
YTD October 2022**



Admission Tax Revenue:

	<u>2020</u>	<u>2021</u>	<u>2022</u>	<u>2021 vs 2020</u>
May	0.00	30,835.28	106,157.08	75,321.80
June	0.00	179,600.64	308,522.56	128,921.92
July	60,927.04	370,106.08	541,975.98	171,869.90
August	71,418.12	374,057.21	489,690.18	115,632.97
September	21,233.75	188,888.82	131,547.26	(57,341.56)
October	0.00	178,055.38	197,537.02	19,481.64
November	0.00	18,607.39	-	(18,607.39)
	\$ 153,578.91	\$ 1,340,150.80	\$ 1,775,430.08	\$ 435,279.28

Admission Tax: (0100009/31061) - 5% of gross receipts. The figures above only include our largest Admissions taxpayer and they are open from May through October. As of October 31, 2022, we received \$1,777,096.44 against a budget of \$1,300,000, 136.7%. Comparatively last year, we recorded \$1,321,543.41 against a budgeted \$800,000, and we ended the year at 167.6%. Our largest Admissions taxpayer was not open the majority of 2020 due to Covid-19.

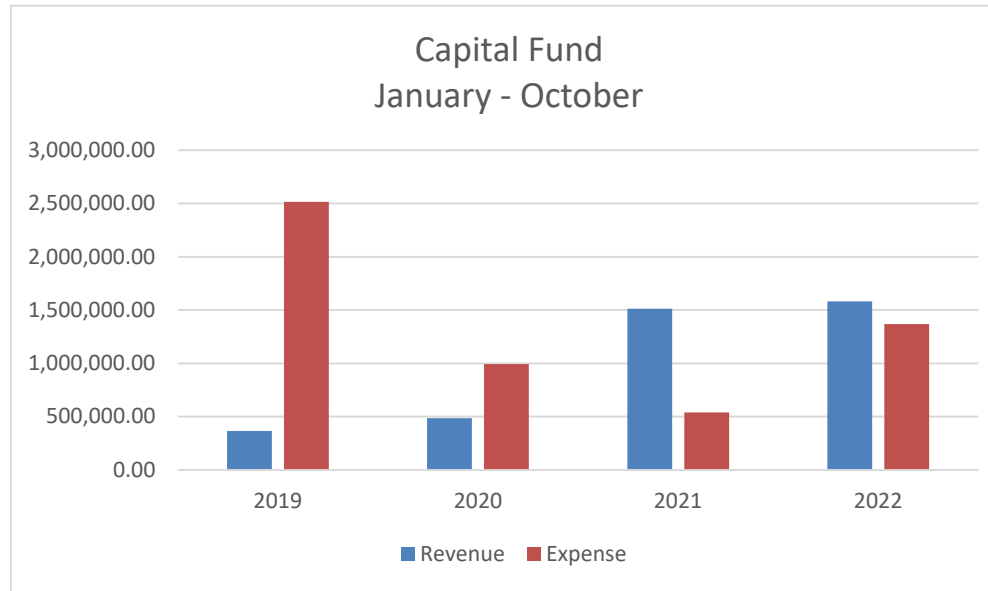
**General Fund Expenses
YTD October 2022**

<u>Category</u>	<u>YTD Through 10-31-2022</u>	<u>2022 Budget</u>	<u>Remaining Budget</u>
Computers / Programming Total	569.00	3,000.00	2,431.00
Contributions Total	41,500.00	45,500.00	4,000.00
Engineer Fees/ Services Total	327,102.30	415,205.25	88,102.95
Equipment Rentals Total	4,278.52	26,000.00	21,721.48
General Gov Expense Total	2,819.42	8,700.00	5,880.58
Insurance Total	412,728.96	634,653.00	221,924.04
Major Machinery Total	32,891.78	79,300.00	46,408.22
Materials / Supplies Total	710,233.91	988,153.76	277,919.85
Professional Development Total	59,767.27	120,391.00	60,623.73
Salaries / Benefits Total	9,447,317.66	12,145,533.15	2,698,215.49
Services Total	1,142,197.72	2,176,577.77	1,034,380.05
Solicitor Fees Total	62,216.89	218,500.00	156,283.11
Utilities Total	1,447.85	2,000.00	552.15
Land/Building Improvements Total	0.00	5,500.00	5,500.00
Interfund Transfer Total	2,386,723.08	0.00	-2,386,723.08
Grand Total	14,631,794.36	16,869,013.93	2,237,219.57

**Capital Reserve Fund
YTD October 2022**

Net	Budget	Actual	% Budget
2022 Capital Fund Revenue	\$ 46,970.00	\$ 1,580,813.00	3365.58%
2022 Capital Fund Expense	\$ 2,748,345.00	\$ 1,369,722.54	49.84%
	<u>\$ (2,701,375.00)</u>	<u>\$ 211,090.46</u>	

* the above revenue includes interfund transfers from General Fund.



** Please note that the 2022 Expense Budget number now includes the 2021 rollover amounts now that we have closed 2021 in Munis.

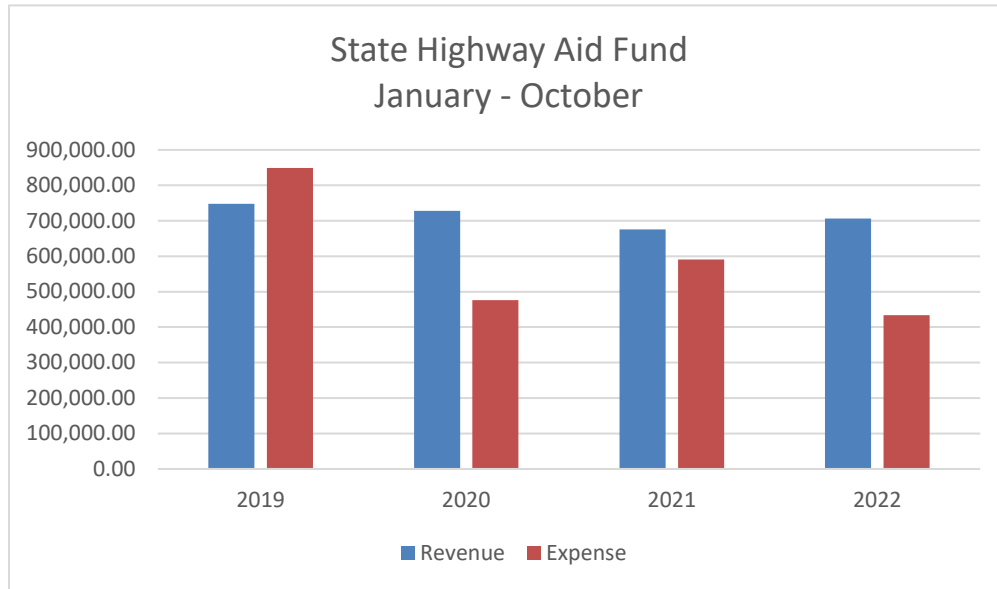
2022 Capital Expense Budget @ October 31, 2022 (Township)

		<u>Final 2022 Budget</u>	<u>Paid in 2022</u>	<u>Encumbered/R</u> <u>eq</u>	<u>Remaining Budget</u>
1. Police					
a. Police Cars	30410003/40720	\$217,113	\$111,617	\$96,593	\$8,903
Subtotal		\$217,113	\$111,617	\$96,593	\$8,903
2. Public Works					
a. Paving 2022	30430003/40610	\$1,000,000	\$785,402	\$214,598	\$0
b. Ford F-550	30430003/40720	\$82,200	\$0	\$87,377	(\$5,177)
c. Payloader (1/2 General Fund & 1/2 Water Fund)	30430003/40720	\$92,500	\$89,900	\$0	\$2,600
d. Wehr's Dam	30430003/40800	\$850,000	\$15,452	\$385,633	\$448,915
Subtotal		\$2,024,700	\$890,754	\$687,608	\$446,338
3. Parks & Recreation					
a. Jordan Creek Greenway Design/Permitting (Sections 35-45) \$150,000 Grant award (with Township match)	30451003/40973	\$187,000	\$10,074	\$165,632	\$11,294
b. Jacoby Park & Playground Improvements	30451003/40981	\$15,000	\$12,235	\$0	\$2,765
Subtotal		\$202,000	\$22,309	\$165,632	\$14,059
4. Emergency Management					
a. EM Vehicle Replacement	30415003/40720	\$40,000	\$36,100	\$0	\$3,900
b. Radio Replacement Fund Contribution	30415003/40760	\$50,000	\$50,000	\$0	\$0
Subtotal		\$90,000	\$86,100	\$0	\$3,900
5. Community Development					
a. John Frantz Vehicle Replacement (1/2 General Fund & 1/2 Fire Fund)	30460003/40720	\$22,000	\$22,000	\$0	\$0
Subtotal		\$22,000	\$22,000	\$0	\$0
Total Capital Expenditures		\$2,555,813	\$1,132,780	\$949,833	\$473,200

**State Highway Aid Fund
YTD October 2022**

Net	Budget	Actual	% Budget
2022 State Highway Aid Fund Revenue	\$ 665,000.00	\$ 706,011.82	106.17%
2022 State Highway Aid Fund Expense	\$ 799,142.00	\$ 433,951.92	54.30%
	<u>\$ (134,142.00)</u>	<u>\$ 272,059.90</u>	

2022 Expenses are comprised of \$269,301.50 for Street Lighting, \$10,113.66 for Traffic Maintenance, \$133,533.86 for Salt and \$36,642.26 for the Sweeper payment.

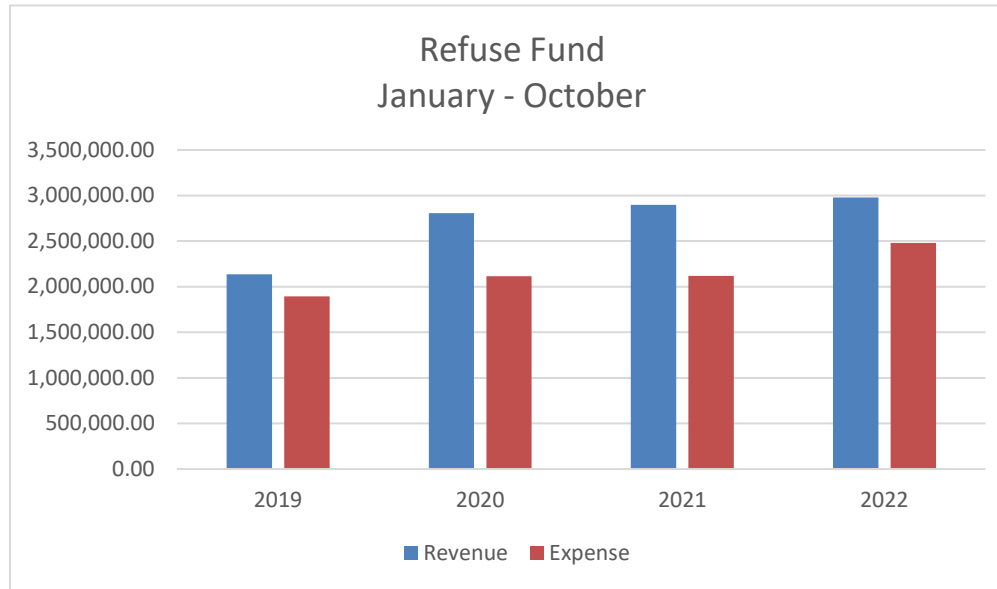


NOTE: Revenue for State Highway Aid is received between the end of March and the beginning of April each year.

**Refuse Fund
YTD October 2022**

Net	Budget	Actual	% Budget
2022 Refuse Fund Revenue	\$ 2,929,000.00	\$ 2,268,282.27	77.44%
2022 Refuse Fund Expense	\$ 3,147,666.00	\$ 2,257,433.64	71.72%
	<u>\$ (218,666.00)</u>	<u>\$ 10,848.63</u>	

The 2022 expenses are comprised of mostly hauler fees in the amount of \$2,183,461.78. (October is an accrued amount that is 1/12 of the total year budget per month).

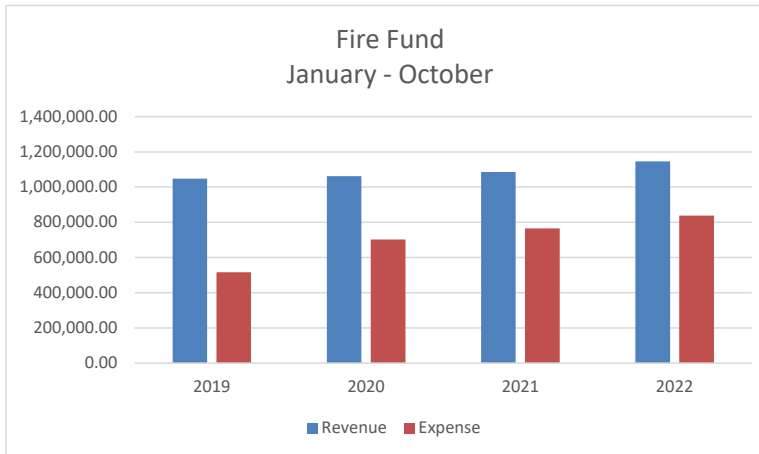


NOTE: On January 1, 2020 the Refuse rate went from \$70.00 per quarter to \$95.00 per quarter.

** Please note that the 2022 Expense Budget number now includes the 2021 rollover amounts now that we have closed 2021 in Munis.

**Fire Fund
YTD October 2022**

Net	Budget	Actual	% Budget
2022 Fire Fund Revenue	\$ 1,134,518.00	\$ 1,145,784.70	100.99%
2022 Fire Fund Expense	\$ 1,047,781.00	\$ 838,387.62	80.02%
	\$ 86,737.00	\$ 307,397.08	



NOTE: Fire Taxes are due on May 31st.

2022 Capital Expense Budget @ October 31, 2022 (Fire Fund)

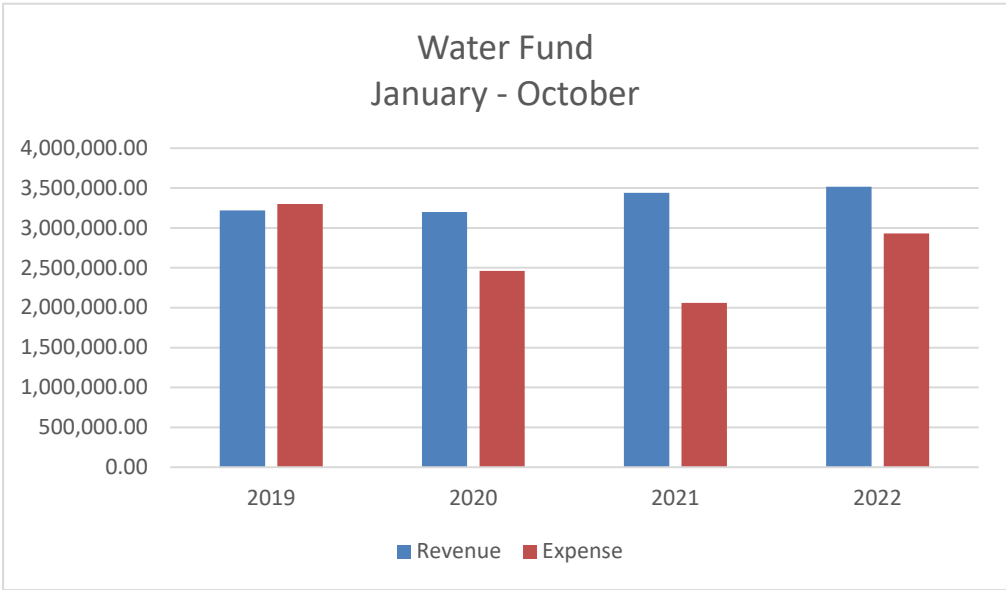
	<u>Final 2022</u> <u>Budget</u>	<u>Paid in 2022</u>	<u>Encumbered/</u> <u>Req</u>	<u>Remaining</u> <u>Budget</u>
1. Fire				
a. Cetronia - Cascade Air Refilling Station	\$30,381			\$30,381
b. Greenawalds - Gear Dryer	\$11,000			\$11,000
c. Greenawalds - Replace Doors	\$5,300			\$5,300
d. Greenawalds - Bunk Room	\$43,000			\$43,000
e. Greenawalds - Heat Pump	\$7,000			\$7,000
f. Woodlawn - Corrosion Mitigation	\$30,000	\$31,683		(\$1,683)
g. Replace John Frantz Vehicle (1/2 Fire & 1/2 General)	\$22,000	\$20,805		\$1,195
h. Greenawalds - Radios	\$143,000	\$142,387		\$613
Subtotal	\$291,681	\$194,875	\$0	\$96,806

**Water Fund
YTD October 2022**

Net	Budget	Actual	% Budget
2022 Water Fund Revenue	\$ 4,255,900.00	\$ 3,514,871.53	82.59%
2022 Water Fund Expense	\$ 5,171,325.00	\$ 2,929,178.23	56.64%
	<u>\$ (915,425.00)</u>	<u>\$ 585,693.30</u>	

Water Metered Fees revenue is \$3,235,264.38 as of October 31, 2022.

Water Purchase Fees are \$1,042,573.12, of which September & October are accrued amounts



** Please note that the 2022 Expense Budget number now includes the 2021 rollover amounts now that we have closed 2021 in Munis.

**Water Fund Revenues
YTD October 2022**

<u>Category</u>	<u>YTD Through 10-31-2020</u>	<u>YTD Through 10-31-2021</u>	<u>YTD Through 10-31-2022</u>	<u>2022 Budget</u>	<u>Variance to Budget 2022</u>
Metered / Flat Sales Total	2,986,904.92	3,082,802.83	3,235,264.38	3,888,000.00	652,735.62
Grants and Gifts Total	65,688.50	68,151.25	68,323.65	83,400.00	15,076.35
License / Permit Fees Total	120.00	0.00	0.00	0.00	0.00
Interest Income Total	1,872.17	380.54	1,034.72	0.00	1,034.72
Other Income Total	13,921.60	27,868.29	29,663.88	21,500.00	19,523.88
Disc / Penalties / Fines Total	3,978.22	5,862.56	11,579.52	3,000.00	6,959.36

**Water Fund Expenses
YTD October 2022**

<u>Category</u>	<u>YTD Through 10-31-2022</u>	<u>2022 Budget</u>	<u>Remaining Budget</u>
Salaries / Benefits Total	650,373.89	859,882.00	209,508.11
Materials / Supplies Total	57,258.53	116,713.90	59,455.37
Services Total	286,050.44	524,266.17	238,215.73
Engineer Fees / Services Total	45,383.69	76,125.00	30,741.31
Solicitor Fees Total	0.00	15,000.00	15,000.00
Major Machinery Total	43,809.67	95,809.67	52,000.00
Equipment Rentals Total	75.71	2,500.00	2,424.29
Vehicles Total	89,900.00	92,500.00	2,600.00
Water Purchase Fees Total	1,042,573.12	1,511,578.00	469,004.88
Land / Building Improvements Total	149,819.70	495,862.99	346,043.29
Debt Total	0.00	38,381.00	38,381.00
System Improvements Total	389,915.71	1,214,906.05	824,990.34
General Gov Expense Total	0.00	25,000.00	25,000.00
Insurance Total	33,333.31	40,000.00	6,666.69
Professional Development Total	4,796.00	8,800.00	4,004.00
Unappropriated Reserve Total	0.00	0.00	0.00
Other Income Total	49,396.89	54,000.00	4,603.11
Interfund Transfer Total	86,491.57	0.00	86,491.57
Grand Total	2,929,178.23	5,171,324.78	2,242,146.55

2022 Capital Expenses for Water Fund @ October 31, 2022

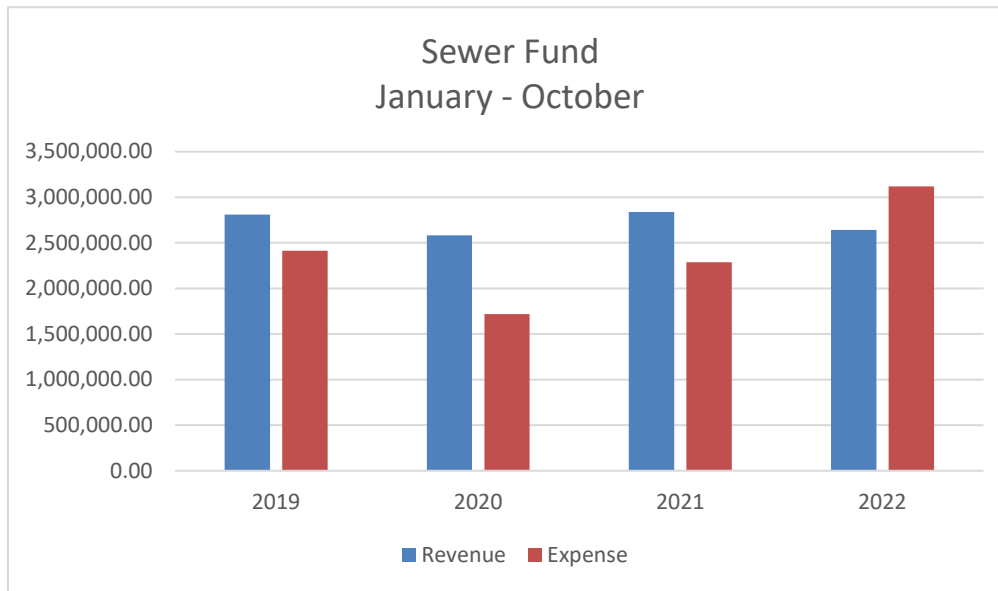
<u>Water Fund Capital Expenses</u>	<u>Final 2022 Budget</u>	<u>Paid in 2022</u>	<u>Encumbered/R eq</u>	<u>Remaining Budget</u>
a. Buildings	\$405,000	\$149,486	(\$15,770)	\$271,284
b. Water Station Maintenance	\$74,100	\$25,801	\$23,699	\$24,600
c. System Improvement	\$815,000	\$364,115	\$8,542	\$442,343
d. Vehicles	\$92,500	\$89,900	\$0	\$2,600
e. MajorMachinery & Equipment	\$48,000	\$43,810	\$3,552	\$638
Subtotal	\$1,434,600	\$673,112	\$20,023	\$741,465

**Sewer Fund
YTD October 2022**

Net	Budget	Actual	% Budget
2022 Sewer Fund Revenue	\$ 3,264,000.00	\$ 2,641,460.59	80.93%
2022 Sewer Fund Expense	\$ 4,257,560.00	\$ 3,119,736.80	73.28%
	<u>\$ (993,560.00)</u>	<u>\$ (478,276.21)</u>	

Sewer Metered and Flat Fees are \$2,269,249.35 as of October 31, 2022.

Sewer Disposal Fees are \$1,267,041.73, of which July through October are accrued amounts



** Please note that the 2022 Expense Budget number now includes the 2021 rollover amounts now that we have closed 2021 in Munis.

**Sewer Fund Revenues
YTD October 2022**

<u>Category</u>	YTD <u>Through 10-31-2020</u>	YTD <u>Through 10-31-2021</u>	YTD <u>Through 10-31-2022</u>	2022 <u>Budget</u>	Variance to <u>Budget 2022</u>
Metered / Flat Sales Total	2,243,442.27	2,269,590.85	2,269,249.35	2,862,000.00	592,750.65
Grants and Gifts Total	49,869.51	55,346.71	55,045.13	80,000.00	24,954.87
License / Permit Fees Total	200.00	400.00	600.00	2,500.00	1,900.00
Other Income Total	6,380.00	13,000.00	5,700.00	9,500.00	3,800.00
Disc / Penalties / Fines Total	3,389.51	2,580.36	9,694.05	3,000.00	6,694.05

**Sewer Fund Expenses
YTD October 2022**

<u>Category</u>	<u>YTD Through 10-31-2022</u>	<u>2022 Budget</u>	<u>Remaining Budget</u>
Salaries / Benefits Total	814,645.22	1,045,604.00	230,958.78
Materials / Supplies Total	27,197.23	44,000.00	16,802.77
Services Total	34,724.10	98,066.21	63,342.11
Engineer Fees / Services Total	58,328.73	54,000.00	-4,328.73
Solicitor Fees Total	0.00	40,000.00	40,000.00
Major Machinery and Equipment Total	816,472.49	815,807.67	-664.82
Equipment Rentals Total	0.00	2,000.00	2,000.00
Disposal Fees Total	1,267,041.73	1,407,056.13	140,014.40
Buildings Total	0.00	2,500.00	2,500.00
System Improvement Total	50,347.10	306,876.10	256,529.00
General Gov Expense Total	0.00	50,000.00	50,000.00
Insurance Total	1,583.31	1,900.00	316.69
Professional Development Total	0.00	4,500.00	4,500.00
Unapropriated Reserve Total	0.00	0.00	0.00
EPA Total	0.00	325,000.00	325,000.00
Other Income Total	49,396.89	60,250.00	10,853.11
Grand Total	3,119,736.80	4,257,560.11	1,137,823.31

2022 Capital Expenses for Sewer Fund @ October 31, 2022

<u>Sewer Fund Capital Expenses</u>	<u>Final 2022 Budget</u>	<u>Paid in 2022</u>	<u>Encumbered/ Req</u>	<u>Remaining Budget</u>
a. EPA Sanitary Repairs	\$325,000			\$325,000
b. Water Station Maintenance	\$2,500			\$2,500
c. System Improvement	\$210,000	\$50,347	48,826.84	\$110,826
d. Major Machinery & Equipment	\$443,000	\$443,665	0.00	(\$665)
Subtotal	\$980,500	\$494,012	48,826.84	\$437,661

South Whitehall Township
Bank Balances

	October 31, 2022	October 31, 2021
Cash - General Fund	\$ 5,825,743.11	\$ 2,671,369.91
Cash - Capital Reserve Fund	\$ 552,062.40	\$ 1,495,878.33

South Whitehall Township
Water & Sewer
Bank Balances

	October 31, 2022	October 31, 2021
Cash - Water Fund (Wells Fargo)	\$ 4,500,540.62	\$ 3,958,293.03
Cash - Water Fund (Neffs)	\$ 557,043.01	\$ 555,670.04
Cash - Sewer Fund	\$ 5,417,332.97	\$ 5,809,784.24

General Fund

SOUTH WHITEHALL TOWNSHIP, PA



BALANCE SHEET FOR 2022 10

FUND: 01 General Fund			NET CHANGE FOR PERIOD	ACCOUNT BALANCE
ASSETS				
01	10000	General Fund Checking	-3,097,555.82	5,603,605.47
01	10100	AP Checking	.00	29,048.49
01	10400	Escrow Sub Accounts Govt Banki	3,750.00	3,920,518.22
01	11000	Petty Cash	.00	1,825.00
01	11010	Credit Card Checking Cash	.00	600.00
01	12450	Revenue Accrual	78,842.08	109,678.35
01	13500	Due from Other Governments	.00	68,056.82
01	14001	Real Estate Tax Receivable	.00	108,857.77
01	14036	B P Tax Receivable	.00	4,513.84
01	14201	Del Real Estate Tax Receivable	.00	202,845.11
01	14530	Accounts Receivable	35,901.62	855,645.48
01	14533	Allowance for Bad Debts	.00	-.25
01	14555	Earned Income/LST Tax Rec.	.00	167,542.24
01	14600	Cable Tax Receivable	.00	83,849.29
01	14700	Transfer Tax Receivable	.00	74,994.19
01	15500	Prepaid	3,283.50	240,005.14
01	19000	Interfund Transfer	-5,484.26	1,454,728.18
01	19001	Due From Authority	.00	367,868.42
TOTAL ASSETS			-2,981,262.88	13,294,181.76
LIABILITIES				
01	20020	Accounts Payable	274,003.73	-624.68
01	20025	Accounts Payable Accrual	.00	-18,775.09
01	24600	Accrued Compensation Payable	.00	100.00
01	24800	Escrow Payable	-2,495.49	-3,924,745.71
01	27003	Due to Payroll Fund	.00	65,112.28
01	28000	Def Inflow Unavail Prop Rev	.00	-185,194.06
01	28001	Def Inflow Unavail Rev Oth	.00	-650,319.88
01	29000	Interfund Transfer	.00	-1,365,946.74
01	29001	Due to Authority	.00	-38,444.00
01	29800	Deferred Rev.	1,200.00	6,225.00
TOTAL LIABILITIES			272,708.24	-6,112,612.88
FUND BALANCE				
01	18300	Estimated Revenue Control	.00	16,381,700.00
01	18500	General Fund Revenue Control	-614,558.48	-17,369,454.19
01	27998	Fund Balance Adjustment	.00	4,549,053.23
01	27999	Fund Balance	.00	-8,992,962.28
01	29100	Encumbrance Control	-32,498.61	497,738.33
01	29200	Appropriation Control	.00	-16,869,013.93
01	29400	General Fund Expenditure Contr	3,323,113.12	14,631,794.36
01	29600	Budgetary Fund Balance Control	.00	487,313.93
01	29700	Fund Bal Reser for Encumbrance	32,498.61	-497,738.33
TOTAL FUND BALANCE			2,708,554.64	-7,181,568.88
TOTAL LIABILITIES + FUND BALANCE			2,981,262.88	-13,294,181.76

SOUTH WHITEHALL TOWNSHIP, PA



YTD BUDGET REVENUES OCTOBER 2022

FOR 2022 10

ACCOUNTS FOR:	ORIGINAL ESTIM REV	REVISED EST REV	ACTUAL YTD REVENUE	ACTUAL MTD REVENUE	REMAINING REVENUE	PCT COLL
01 General Fund						
000 Undefined						
01000009 30110 RETRev	-6,895,444	-6,895,444	-6,800,042.00	-9,288.45	-95,402.00	98.6%
01000009 30120 RETRefRev	15,000	15,000	11,623.75	11,623.75	3,376.25	77.5%
01000009 30130 DeIRETRev	-65,000	-65,000	-148,467.93	-4,817.57	83,467.93	228.4%
01000009 30160 IrnRETRev	-20,000	-20,000	-45,417.69	.00	25,417.69	227.1%
01000009 31010 RETTrRev	-700,000	-700,000	-928,537.43	-182,279.95	228,537.43	132.6%
01000009 31021 EITRev	-3,500,000	-3,500,000	-3,476,285.76	-98,980.56	-23,714.24	99.3%
01000009 31036 BPTaxRev	-2,350,000	-2,350,000	-2,634,642.36	-9,771.64	284,642.36	112.1%
01000009 31038 BPTxReRev	5,000	5,000	.00	.00	5,000.00	.0%
01000009 31040 BPTxAgRev	-5,000	-5,000	-7,150.37	.00	2,150.37	143.0%
01000009 31051 LoSerTxRev	-600,000	-600,000	-515,212.72	.00	-84,787.28	85.9%
01000009 31061 AdmTxRev	-1,300,000	-1,300,000	-1,777,096.44	-197,537.02	477,096.44	136.7%
01000009 31902 PenRETRev	0	0	-6,285.44	-928.86	6,285.44	100.0%
01000009 31913 IntBPREv	-4,500	-4,500	-39,816.35	-800.32	35,316.35	884.8%
01000009 31914 PenBPREv	-4,500	-4,500	-11,555.21	-489.72	7,055.21	256.8%
01000009 32132 JunkLicRev	-300	-300	.00	.00	-300.00	.0%
01000009 32135 BevLicRev	-7,350	-7,350	-7,500.00	.00	150.00	102.0%
01000009 32145 BPLicRev	-67,000	-67,000	-81,500.54	-665.00	14,500.54	121.6%
01000009 32180 CaTVTxRev	-325,000	-325,000	-248,035.29	-4,456.83	-76,964.71	76.3%
01000009 34101 IntChecRev	0	0	-1,178.43	.00	1,178.43	100.0%
01000009 35900 LGovTaxRev	-1,000	-1,000	-1,000.00	.00	.00	100.0%
01000009 36247 AmAdPerRev	-30	-30	-30.00	.00	.00	100.0%
01000009 36255 MiscellRev	-2,000	-2,000	-28,476.75	-2,725.00	26,476.75	1423.8%
01000009 36715 LibLease	-1	-1	-1.00	.00	.00	100.0%
01000009 37392 DisREOff	137,909	137,909	130,051.88	.00	7,857.12	94.3%
01000009 37394 CoChCoOff	4,000	4,000	1,638.00	.00	2,362.00	41.0%
01000009 37395 CoChRETOff	20,000	20,000	18,570.74	3,645.60	1,429.26	92.9%
01000009 37398 CoChEIToff	50,000	50,000	38,977.67	973.63	11,022.33	78.0%
01000009 39110 SaleFARev	-20,000	-20,000	-96,362.00	-36,185.00	76,362.00	481.8%
01001009 35400 GrantRev	-14,000	-14,000	-16,541.75	-16,541.75	2,541.75	118.2%
TOTAL Undefined	-15,649,216	-15,649,216	-16,670,273.42	-549,224.69	1,021,057.42	106.5%

YTD BUDGET REVENUES
OCTOBER 2022

FOR 2022 10

ACCOUNTS FOR:	ORIGINAL ESTIM REV	REVISED EST REV	ACTUAL YTD REVENUE	ACTUAL MTD REVENUE	REMAINING REVENUE	PCT COLL
01 General Fund						
410 Police						
01005009 35400 GrantRev	-8,000	-8,000	.00	.00	-8,000.00	.0%
01006009 35400 GrantRev	-216,184	-216,184	-119,895.80	-42,616.51	-96,288.20	55.5%
01302009 35401 DARERev	-3,000	-3,000	.00	.00	-3,000.00	.0%
01410009 33111 VehCoViRev	-60,000	-60,000	-43,589.22	-3,616.79	-16,410.78	72.6%
01410009 33112 CriCodeRev	-8,000	-8,000	-14,583.85	-317.98	6,583.85	182.3%
01410009 33113 StaPolRev	-85,000	-85,000	-4,557.49	.00	-80,442.51	5.4%
01410009 36210 SpPolSeRev	-50,000	-50,000	-83,356.25	.00	33,356.25	166.7%
01410009 36211 PolRepRev	-8,000	-8,000	-7,247.00	-1,103.00	-753.00	90.6%
01410009 36212 FalAlarRev	-12,000	-12,000	-12,000.00	-1,200.00	.00	100.0%
01410009 36255 MiscellRev	-3,000	-3,000	-1,999.00	.00	-1,001.00	66.6%
TOTAL Police	-453,184	-453,184	-287,228.61	-48,854.28	-165,955.39	63.4%

YTD BUDGET REVENUES
OCTOBER 2022

FOR 2022 10

ACCOUNTS FOR:	ORIGINAL ESTIM REV	REVISED EST REV	ACTUAL YTD REVENUE	ACTUAL MTD REVENUE	REMAINING REVENUE	PCT COLL
01 General Fund						
430 Public Works - General Service						
01430009 36252 WonPRev	-1,000	-1,000	.00	.00	-1,000.00	.0%
01430009 36259 PennWinAgr	-3,000	-3,000	.00	.00	-3,000.00	.0%
TOTAL Public Works - General Serv	-4,000	-4,000	.00	.00	-4,000.00	.0%

YTD BUDGET REVENUES
OCTOBER 2022

FOR 2022 10

ACCOUNTS FOR: 01	General Fund	ORIGINAL ESTIM REV	REVISED EST REV	ACTUAL YTD REVENUE	ACTUAL MTD REVENUE	REMAINING REVENUE	PCT COLL
451 Recreation Administration							
01451009	35400 GrantRev	-3,500	-3,500	-1,500.00	-1,500.00	-2,000.00	42.9%
01451009	36714 PavRentRev	-10,000	-10,000	-16,087.50	-255.00	6,087.50	160.9%
01451009	36720 RecProgRev	-100,000	-100,000	-222,441.50	-608.00	122,441.50	222.4%
01451009	36721 Sponsors	-9,000	-9,000	-1,525.00	-220.00	-7,475.00	16.9%
01451009	36728 PHEAAREV	-6,000	-6,000	-1,104.01	-1,104.01	-4,895.99	18.4%
TOTAL Recreation Administration		-128,500	-128,500	-242,658.01	-3,687.01	114,158.01	188.8%

YTD BUDGET REVENUES
OCTOBER 2022

FOR 2022 10

ACCOUNTS FOR:	ORIGINAL ESTIM REV	REVISED EST REV	ACTUAL YTD REVENUE	ACTUAL MTD REVENUE	REMAINING REVENUE	PCT COLL
01 General Fund						
460 Community Development						
01303009 38317 TrImpCoRev	-15,000	-15,000	-12,804.65	.00	-2,195.35	85.4%
01460009 36133 ZonHBRev	-7,000	-7,000	-5,900.00	-1,000.00	-1,100.00	84.3%
01460009 36140 AllPlanFee	-20,000	-20,000	-16,900.00	-1,500.00	-3,100.00	84.5%
01460009 36220 FireCodRev	-6,000	-6,000	-8,750.00	-200.00	2,750.00	145.8%
01460009 36240 ACT157FEES	-1,500	-1,500	-2,704.50	-292.50	1,204.50	180.3%
01460009 36241 NonResApp	-12,000	-12,000	-18,900.00	-1,400.00	6,900.00	157.5%
01460009 36242 NonResIssu	-10,000	-10,000	-19,950.00	-1,800.00	9,950.00	199.5%
01460009 36245 ROWPermits	-15,000	-15,000	-19,925.00	-1,150.00	4,925.00	132.8%
01460009 36246 ResAppFees	-30,000	-30,000	-30,750.00	-3,000.00	750.00	102.5%
01460009 36248 ResIssFees	-30,000	-30,000	-31,800.00	-2,450.00	1,800.00	106.0%
01460009 36250 PluLicRev	0	0	-510.00	.00	510.00	100.0%
01460009 36260 SpFlHaPer	-300	-300	-400.00	.00	100.00	133.3%
TOTAL Community Development	-146,800	-146,800	-169,294.15	-12,792.50	22,494.15	115.3%
TOTAL General Fund	-16,381,700	-16,381,700	-17,369,454.19	-614,558.48	987,754.19	106.0%
TOTAL REVENUES	-16,381,700	-16,381,700	-17,369,454.19	-614,558.48	987,754.19	

YTD BUDGET EXPENSES
OCTOBER 2022

FOR 2022 10

ACCOUNTS FOR:	ORIGINAL	REVISED					AVAILABLE	PCT
01 General Fund	APPROP	BUDGET	YTD EXPENDED	MTD EXPENDED	ENC/REQ	BUDGET	USED	
400 Legislative								
01400001 40105 SalWagElec	28,995	28,995	15,468.75	.00	.00	13,526.25	53.3%	
01400002 45001 CIParkSen	1,000	1,000	1,000.00	.00	.00	.00	100.0%	
01400002 45002 MeaLowheel	6,000	6,000	6,000.00	.00	.00	.00	100.0%	
01400002 45004 LHConSen	1,000	1,000	1,000.00	.00	.00	.00	100.0%	
01400002 45006 CetSenCiti	1,000	1,000	1,000.00	.00	.00	.00	100.0%	
01400002 45009 TreatTren	1,500	1,500	1,500.00	.00	.00	.00	100.0%	
01400002 45011 ParkElemWr	500	500	500.00	.00	.00	.00	100.0%	
01400002 45014 PocWildReh	500	500	500.00	.00	.00	.00	100.0%	
01400002 45015 TPLV	1,500	1,500	1,500.00	.00	.00	.00	100.0%	
TOTAL Legislative	41,995	41,995	28,468.75	.00	.00	13,526.25	67.8%	

YTD BUDGET EXPENSES
OCTOBER 2022

FOR 2022 10

ACCOUNTS FOR:	ORIGINAL	REVISED					AVAILABLE	PCT
01 General Fund	APPROP	BUDGET	YTD EXPENDED	MTD EXPENDED	ENC/REQ	BUDGET	USED	
401 Executive								
01401001 40112 Wages	279,646	255,146	154,104.18	19,771.55	.00	101,041.82	60.4%	
01401001 40113 SpAlloc	-13,982	-13,982	-13,982.00	.00	.00	.00	100.0%	
01401001 40172 HolidayPay	0	0	3,358.74	.00	.00	-3,358.74	100.0%	
01401001 40184 AttendInc	2,875	2,875	2,257.50	.00	.00	617.50	78.5%	
01401001 40188 PTO	0	0	16,450.45	515.67	.00	-16,450.45	100.0%	
01401002 40229 MealFood	500	500	95.37	.00	.00	404.63	19.1%	
01401002 40420 DueSubMem	2,500	2,500	771.25	.00	.00	1,728.75	30.9%	
01401002 40460 ContEduc	2,500	2,500	871.00	165.00	.00	1,629.00	34.8%	
01401002 40573 GenGovtExp	500	500	52.00	.00	.00	448.00	10.4%	
TOTAL Executive	274,539	250,039	163,978.49	20,452.22	.00	86,060.51	65.6%	

YTD BUDGET EXPENSES
OCTOBER 2022

FOR 2022 10

ACCOUNTS FOR:	ORIGINAL	REVISED	YTD EXPENDED	MTD EXPENDED	ENC/REQ	AVAILABLE	PCT
01 General Fund	APPROP	BUDGET				BUDGET	USED
402 Finance							
01402001 40112	Wages	288,950	288,950	192,162.06	16,543.06	.00	96,787.94 66.5%
01402001 40113	SpAlloc	-62,534	-62,534	-62,534.00	.00	.00	.00 100.0%
01402001 40115	SalWagPT	18,720	18,720	16,105.50	1,705.50	.00	2,614.50 86.0%
01402001 40172	HolidayPay	0	0	6,153.46	59.70	.00	-6,153.46 100.0%
01402001 40177	Sick Pay	0	0	11,568.08	2,787.74	.00	-11,568.08 100.0%
01402001 40180	OT Pay	2,500	2,500	835.35	17.91	.00	1,664.65 33.4%
01402001 40184	AttendInc	5,425	5,425	3,000.00	.00	.00	2,425.00 55.3%
01402001 40188	PTO	0	0	19,491.38	276.93	.00	-19,491.38 100.0%
01402001 40221	BEREAV	0	0	127.26	.00	.00	-127.26 100.0%
01402002 40229	MealFood	0	0	171.57	.00	.00	-171.57 100.0%
01402002 40331	Travel	1,500	1,500	552.12	.00	.00	947.88 36.8%
01402002 40420	DueSubMem	1,000	1,000	775.00	.00	.00	225.00 77.5%
01402002 40450	ContrSrv	200,000	200,000	37,890.00	.00	26,400.00	135,710.00 32.1%
01402002 40460	ContEduc	5,000	5,000	775.00	.00	.00	4,225.00 15.5%
01402002 40760	MinMachEqu	2,500	2,500	1,850.70	.00	.00	649.30 74.0%
TOTAL Finance		463,061	463,061	228,923.48	21,390.84	26,400.00	207,737.52 55.1%

YTD BUDGET EXPENSES
OCTOBER 2022

FOR 2022 10

ACCOUNTS FOR:	ORIGINAL APPROP	REVISED BUDGET	YTD EXPENDED	MTD EXPENDED	ENC/REQ	AVAILABLE BUDGET	PCT USED
01 General Fund							
403 Treasurer/ Tax Collector							
01403001 40105 SalWagElec	10,000	10,000	8,400.00	800.00	.00	1,600.00	84.0%
01403002 40215 Postage	4,500	4,500	4,168.85	.00	.00	331.15	92.6%
01403002 40375 Bond	1,000	1,000	668.45	173.29	.00	331.55	66.8%
01403002 40450 ContrSrv	6,300	6,300	5,819.32	160.00	.00	480.68	92.4%
TOTAL Treasurer/ Tax Collector	21,800	21,800	19,056.62	1,133.29	.00	2,743.38	87.4%

YTD BUDGET EXPENSES
OCTOBER 2022

FOR 2022 10

ACCOUNTS FOR:	ORIGINAL	REVISED					AVAILABLE	PCT
01 General Fund	APPROP	BUDGET	YTD EXPENDED	MTD EXPENDED	ENC/REQ	BUDGET	USED	
404 Solicitor/Legal Services								
01404102 40197 Pension	25,000	25,000	6,242.50	442.50	.00	18,757.50	25.0%	
01404102 40573 GenGovtExp	180,000	180,000	121,908.03	30,560.50	.00	58,091.97	67.7%	
01404102 40937 MeetPrepEx	40,000	40,000	24,234.50	7,305.50	.00	15,765.50	60.6%	
01404102 40939 ZoningExp	50,000	50,000	17,552.61	19.00	.00	32,447.39	35.1%	
01404102 40940 SubdivBill	110,000	110,000	99,973.36	16,085.00	.00	10,026.64	90.9%	
01404102 40941 SubdivReim	-110,000	-110,000	-85,406.36	-419.25	.00	-24,593.64	77.6%	
01404102 40946 Grievance	5,000	5,000	.00	.00	.00	5,000.00	.0%	
01404102 40947 Negotiate	5,000	5,000	.00	.00	.00	5,000.00	.0%	
01404102 40948 Arbitrat	5,000	5,000	.00	.00	.00	5,000.00	.0%	
01404102 40949 Litigat	40,000	40,000	16,391.25	11,219.25	.00	23,608.75	41.0%	
01404102 40950 Collect	2,000	2,000	.00	.00	.00	2,000.00	.0%	
01404102 40952 Codificat	10,000	10,000	.00	.00	.00	10,000.00	.0%	
01404102 40953 LaborExp	75,000	75,000	14,938.03	962.50	.00	60,061.97	19.9%	
01404102 40955 CivilServ	15,000	15,000	914.50	.00	.00	14,085.50	6.1%	
01404102 40956 TaxAppeal	1,500	1,500	256.50	.00	.00	1,243.50	17.1%	
01404102 40958 Ordinances	20,000	20,000	12,164.00	6,374.50	.00	7,836.00	60.8%	
TOTAL Solicitor/Legal Services	473,500	473,500	229,168.92	72,549.50	.00	244,331.08	48.4%	

YTD BUDGET EXPENSES
OCTOBER 2022

FOR 2022 10

ACCOUNTS FOR:	ORIGINAL	REVISED					AVAILABLE	PCT
01 General Fund	APPROP	BUDGET	YTD EXPENDED	MTD EXPENDED	ENC/REQ	BUDGET	USED	
405 Human Resources								
01405001 40112 Wages	130,587	123,087	30,420.19	4,431.59	.00	92,666.81	24.7%	
01405001 40113 Spec Allo	-6,579	-6,579	-6,579.00	.00	.00	.00	100.0%	
01405001 40172 HolidayPay	0	0	1,126.65	.00	.00	-1,126.65	100.0%	
01405001 40177 Sick Pay	0	0	13,566.78	.00	.00	-13,566.78	100.0%	
01405001 40180 OT Pay	1,000	1,000	315.46	.00	.00	684.54	31.5%	
01405001 40184 AttendInc	2,250	2,250	1,125.00	.00	.00	1,125.00	50.0%	
01405001 40188 PTO	0	0	1,306.93	75.11	.00	-1,306.93	100.0%	
01405002 40310 ProfSrv	0	7,500	7,500.00	.00	.00	.00	100.0%	
01405002 40460 ContEduc	10,000	10,000	617.18	.00	.00	9,382.82	6.2%	
01405002 40571 EmpEvent	5,000	5,000	1,640.73	.00	.00	3,359.27	32.8%	
01405002 40796 RecruitExp	1,000	1,000	840.55	35.00	.00	159.45	84.1%	
TOTAL Human Resources	143,258	143,258	51,880.47	4,541.70	.00	91,377.53	36.2%	

SOUTH WHITEHALL TOWNSHIP, PA



YTD BUDGET EXPENSES OCTOBER 2022

FOR 2022 10

ACCOUNTS	FOR:		ORIGINAL	REVISED				AVAILABLE	PCT
01	General	Fund	APPROP	BUDGET	YTD EXPENDED	MTD EXPENDED	ENC/REQ	BUDGET	USED
406 Administrative									
01406001	40192	FICAEmploy	179,884	179,884	135,244.88	11,476.96	.00	44,639.12	75.2%
01406001	40195	WorkComIns	321,266	321,266	87,550.87	-25,886.95	.00	233,715.13	27.3%
01406001	40196	HealthIns	528,317	528,317	401,036.08	37,639.44	3,000.00	124,280.92	76.5%
01406001	40197	Pension	2,537,557	2,586,349	2,625,832.56	2,625,332.56	.00	-39,483.56	101.5%
01406001	40198	Dental	18,911	18,911	13,629.84	1,317.27	.00	5,281.16	72.1%
01406001	40199	Life Ins	12,685	12,685	10,213.40	892.11	.00	2,471.60	80.5%
01406001	40901	Thrift Sav	51,720	51,720	34,009.26	1,921.58	.00	17,710.74	65.8%
01406001	40917	CobraReim	0	0	-7,436.26	.00	.00	7,436.26	100.0%
01406001	40932	PenReimWat	-112,773	-112,773	-112,773.00	-112,773.00	.00	.00	100.0%
01406001	40933	PenReimSew	-119,847	-119,847	-119,847.00	-119,847.00	.00	.00	100.0%
01406001	40934	StaPenReim	-620,000	-620,000	-699,361.00	.00	.00	79,361.00	112.8%
01406002	40194	UnemplComp	10,000	10,000	.00	.00	.00	10,000.00	.0%
01406002	40210	Offc Suppl	9,000	13,387	4,057.40	1,260.80	2,099.15	7,230.38	46.0%
01406002	40213	ComCopSupp	22,000	26,507	13,521.16	545.46	8,988.05	3,998.27	84.9%
01406002	40215	Postage	15,000	15,000	7,612.07	-7,071.27	.00	7,387.93	50.7%
01406002	40218	MiscExp	500	500	744.71	500.72	.00	-244.71	148.9%
01406002	40310	ProfSrv	25,000	49,500	34,809.20	.00	5,598.00	9,092.80	81.6%
01406002	40311	AccAudSrv	75,000	75,000	35,000.00	.00	40,000.00	.00	100.0%
01406002	40317	AnswerSrv	4,100	4,551	2,670.40	450.00	1,129.60	751.25	83.5%
01406002	40321	TeleChrg	63,800	70,852	56,374.76	4,803.66	10,759.24	3,718.32	94.8%
01406002	40326	EquipLease	35,000	37,779	24,607.65	1,986.81	6,461.09	6,710.54	82.2%
01406002	40331	Travel	500	500	.00	.00	.00	500.00	.0%
01406002	40334	FrExpChg	1,000	1,000	462.42	53.28	.00	537.58	46.2%
01406002	40341	AdvPr	23,000	23,000	20,779.10	2,736.25	2,910.91	-690.01	103.0%
01406002	40342	Printing	4,000	7,079	3,706.74	137.75	539.15	2,833.21	60.0%
01406002	40350	RateResDed	10,000	10,000	10,000.00	.00	.00	.00	100.0%
01406002	40372	InsRepairs	50,000	50,000	139,969.05	.00	.00	-89,969.05	279.9%
01406002	40373	InsReimbur	-50,000	-50,000	-119,161.04	-610.00	.00	69,161.04	238.3%
01406002	40374	WCInsAud	20,000	20,000	8,070.00	.00	.00	11,930.00	40.4%
01406002	40378	INSOPEX	614,653	614,653	383,850.95	40,004.66	.00	230,802.05	62.5%
01406002	40420	DueSubMem	1,000	1,000	955.75	.00	.00	44.25	95.6%
01406002	40440	LaunUnClSr	0	0	6,111.94	828.80	3,388.06	-9,500.00	100.0%
01406002	40450	ContrSrv	12,000	13,522	19,246.10	518.62	790.90	-6,515.40	148.2%
01406002	40571	EmpEvent	1,500	1,500	909.87	577.54	.00	590.13	60.7%
01406002	40573	GenGovtExp	2,500	2,500	3,092.52	96.58	.00	-592.52	123.7%
01406002	40760	MinMachEqu	1,000	1,000	295.58	249.59	.00	704.42	29.6%
01406002	40905	SupWatReim	-4,813	-4,813	-2,906.25	.00	.00	-1,906.75	60.4%
01406002	40906	SupSewReim	-4,813	-4,813	-2,906.25	.00	.00	-1,906.75	60.4%
01406002	40912	CommwaReim	-8,263	-8,263	-6,365.64	.00	.00	-1,897.36	77.0%
01406002	40913	CommSeReim	-8,263	-8,263	-6,365.64	.00	.00	-1,897.36	77.0%

YTD BUDGET EXPENSES
OCTOBER 2022

FOR 2022 10

ACCOUNTS 01	FOR: General	Fund	ORIGINAL APPROP	REVISED BUDGET	YTD EXPENDED	MTD EXPENDED	ENC/REQ	AVAILABLE BUDGET	PCT USED
01406002	40915	MedPhysica	500	500	.00	.00	.00	500.00	.0%
01406002	45005	LHCabusInv	4,000	4,000	.00	.00	.00	4,000.00	.0%
01406002	49000	IntFundTra	0	0	2,386,723.08	.00	.00	-2,386,723.08	100.0%
TOTAL Administrative			3,726,621	3,823,691	5,393,965.26	2,467,142.22	85,664.15	-1,655,938.45	143.3%

YTD BUDGET EXPENSES
OCTOBER 2022

FOR 2022 10

ACCOUNTS FOR:	ORIGINAL	REVISED					AVAILABLE	PCT
01 General Fund	APPROP	BUDGET	YTD EXPENDED	MTD EXPENDED	ENC/REQ	BUDGET	USED	
407 Information Technology								
01407001 40112 SalWagFT	76,323	76,323	60,177.75	5,871.00	.00	16,145.25	78.8%	
01407001 40180 OT Pay	1,000	1,000	.00	.00	.00	1,000.00	.0%	
01407001 40184 AttendInc	1,250	1,250	.00	.00	.00	1,250.00	.0%	
01407002 40325 InternFees	13,000	13,975	10,725.00	975.00	2,250.00	1,000.00	92.8%	
01407002 40370 MainSerRep	5,000	5,000	1,962.00	.00	.00	3,038.00	39.2%	
01407002 40382 ITWatReimb	-35,966	-35,966	-33,093.75	.00	.00	-2,872.25	92.0%	
01407002 40383 ITSewReimb	-35,966	-35,966	-33,093.75	.00	.00	-2,872.25	92.0%	
01407002 40452 ContITNeSr	653,920	722,526	430,526.64	30,194.83	113,609.55	178,389.82	75.3%	
01407002 40460 ContEduc	3,000	3,000	.00	.00	.00	3,000.00	.0%	
01407002 40760 MinMachEqu	25,000	30,000	604.00	109.34	18,377.31	11,018.69	63.3%	
TOTAL Information Technology	706,561	781,142	437,807.89	37,150.17	134,236.86	209,097.26	73.2%	

YTD BUDGET EXPENSES
OCTOBER 2022

FOR 2022 10

ACCOUNTS FOR: 01 General Fund	ORIGINAL APPROP	REVISED BUDGET	YTD EXPENDED	MTD EXPENDED	ENC/REQ	AVAILABLE BUDGET	PCT USED
409 Engineering							
01409102 40573 GenGovtExp	100,000	100,000	49,050.07	.00	.00	50,949.93	49.1%
01409102 40940 SubdivBill	700,000	700,000	590,073.08	58,885.60	.00	109,926.92	84.3%
01409102 40941 SubdivReim	-700,000	-700,000	-513,641.18	-7,476.98	.00	-186,358.82	73.4%
01409102 40944 TraffConst	7,000	7,000	.00	.00	.00	7,000.00	.0%
01409102 40945 StwaterMan	5,000	5,000	.00	.00	.00	5,000.00	.0%
TOTAL Engineering	112,000	112,000	125,481.97	51,408.62	.00	-13,481.97	112.0%

SOUTH WHITEHALL TOWNSHIP, PA



YTD BUDGET EXPENSES OCTOBER 2022

FOR 2022 10

ACCOUNTS	FOR:		ORIGINAL	REVISED	YTD EXPENDED	MTD EXPENDED	ENC/REQ	AVAILABLE	PCT
01	General Fund		APPROP	BUDGET				BUDGET	USED
410 Police									
01410001	40112	Wages	334,043	334,043	196,677.21	15,053.36	.00	137,365.79	58.9%
01410001	40172	HolidayPay	0	0	6,842.96	162.42	.00	-6,842.96	100.0%
01410001	40177	Sick Pay	0	0	19,080.33	.00	.00	-19,080.33	100.0%
01410001	40179	Long Pay	5,400	5,400	2,900.00	.00	.00	2,500.00	53.7%
01410001	40180	OT Pay	4,500	4,500	.00	.00	.00	4,500.00	.0%
01410001	40184	AttendInc	5,000	5,000	2,178.57	.00	.00	2,821.43	43.6%
01410001	40188	PTO	0	0	53,133.66	1,922.43	.00	-53,133.66	100.0%
01410001	40221	BEREAV	0	0	162.42	.00	.00	-162.42	100.0%
01410002	40228	K9Supp	15,000	18,490	2,130.84	-152.14	6,857.03	9,502.39	48.6%
01410002	40229	MealFood	3,000	3,000	2,398.77	347.59	.00	601.23	80.0%
01410002	40238	UnifCloth	45,000	47,248	31,511.15	2,637.32	12,879.54	2,857.46	94.0%
01410002	40241	GenGovSup	15,000	16,336	11,089.64	892.03	1,544.12	3,702.24	77.3%
01410002	40260	SmToMiPurc	25,000	34,815	12,959.82	1,387.94	12,046.05	9,809.58	71.8%
01410002	40310	ProfSrv	6,000	6,000	150.00	.00	.00	5,850.00	2.5%
01410002	40316	TestFees	5,000	5,000	.00	.00	.00	5,000.00	.0%
01410002	40327	RadEqMaint	3,000	3,000	1,065.00	.00	.00	1,935.00	35.5%
01410002	40331	Travel	5,000	5,000	4,618.27	1,598.39	.00	381.73	92.4%
01410002	40338	ExpPost	1,000	1,000	.00	.00	.00	1,000.00	.0%
01410002	40339	CriInvExp	5,000	5,000	1,319.42	580.36	.00	3,680.58	26.4%
01410002	40340	MERTEExp	15,000	15,000	7,686.12	165.00	271.96	7,041.92	53.1%
01410002	40345	DUIChcExp	216,184	216,184	128,495.69	31,229.48	.00	87,688.31	59.4%
01410002	40346	Sweep Exp	1,000	1,000	.00	.00	.00	1,000.00	.0%
01410002	40420	DueSubMem	7,000	7,000	10,776.71	550.95	.00	-3,776.71	154.0%
01410002	40450	ContrSrv	16,000	17,880	12,196.00	2,264.00	830.00	4,854.00	72.9%
01410002	40462	Train Exp	50,000	51,391	32,085.66	1,225.00	2,195.00	17,110.34	66.7%
01410002	40760	MinMachEq	20,000	20,000	4,898.00	.00	8,994.00	6,108.00	69.5%
01410002	40781	PubRelExp	20,000	21,598	10,116.16	269.80	375.00	11,106.67	48.6%
01410002	40784	HerHelpers	2,000	2,000	-4,500.00	.00	.00	6,500.00	-225.0%
01410002	40789	LifeSaver	3,000	3,000	.00	.00	.00	3,000.00	.0%
01410002	40790	NNOutExp	2,000	2,000	1,324.10	.00	.00	675.90	66.2%
01410002	40796	RecruitExp	12,000	12,000	6,980.00	15.00	.00	5,020.00	58.2%
01410002	40797	weapAmm	107,400	150,785	98,712.89	8,217.36	41,376.94	10,695.57	92.9%
01410002	40915	MedPhysica	5,000	5,000	2,246.00	914.12	.00	2,754.00	44.9%
01410201	40112	Wages	3,339,806	3,339,806	2,141,659.12	208,619.03	.00	1,198,146.88	64.1%
01410201	40113	SpAlloc	-164,800	-164,800	-175,814.17	-122,925.54	.00	11,014.17	106.7%
01410201	40171	Vacatn Pay	0	0	165,329.46	20,464.98	.00	-165,329.46	100.0%
01410201	40172	HolidayPay	100,000	100,000	135,871.08	2,089.26	.00	-35,871.08	135.9%
01410201	40174	TrainPay	0	0	208,719.59	9,551.12	.00	-208,719.59	100.0%
01410201	40176	PersonlPay	0	0	32,235.05	6,656.62	.00	-32,235.05	100.0%
01410201	40177	Sick Pay	0	0	51,143.58	2,578.01	.00	-51,143.58	100.0%

YTD BUDGET EXPENSES
OCTOBER 2022

FOR 2022 10

ACCOUNTS 01	FOR: General	Fund	ORIGINAL APPROP	REVISED BUDGET	YTD EXPENDED	MTD EXPENDED	ENC/REQ	AVAILABLE BUDGET	PCT USED
01410201	40179	Long Pay	38,300	38,300	31,700.00	.00	.00	6,600.00	82.8%
01410201	40180	OT Pay	300,000	300,000	212,885.51	31,785.95	.00	87,114.49	71.0%
01410201	40181	Court OT	15,000	15,000	10,438.17	1,251.27	.00	4,561.83	69.6%
01410201	40184	AttendInc	42,750	42,750	42,327.10	.00	.00	422.90	99.0%
01410201	40187	CompTimPay	0	0	91,531.50	15,243.00	.00	-91,531.50	100.0%
01410201	40221	BEREAV	0	0	5,497.92	.00	.00	-5,497.92	100.0%
01410201	40222	DPEXJobPay	25,000	25,000	.00	.00	.00	25,000.00	.0%
01410201	40461	ContEdReim	15,000	15,000	20,339.89	2,570.13	.00	-5,339.89	135.6%
01410302	40781	PubRelExp	0	0	-388.57	.00	.00	388.57	100.0%
01410502	40915	MedPhysica	5,000	5,000	-449.76	.00	.00	5,449.76	-9.0%
01410701	40192	FICAemploy	294,763	294,763	241,496.60	23,136.86	.00	53,266.40	81.9%
01410701	40196	HealthIns	740,075	740,075	593,976.88	59,442.88	.00	146,098.12	80.3%
01410701	40198	Dental	27,540	27,540	17,545.48	1,935.58	.00	9,994.52	63.7%
01410701	40199	Life Ins	22,351	22,351	19,915.92	1,861.00	.00	2,435.08	89.1%
01410701	40901	Thrift Sav	80,000	80,000	55,100.00	1,920.00	.00	24,900.00	68.9%
01410701	40921	PostRetHea	24,000	24,000	9,618.96	.00	.00	14,381.04	40.1%
TOTAL Police			5,858,312	5,923,456	4,569,914.70	335,460.56	87,369.64	1,266,171.75	78.6%

YTD BUDGET EXPENSES
OCTOBER 2022

FOR 2022 10

ACCOUNTS FOR:	ORIGINAL	REVISED					AVAILABLE	PCT
01 General Fund	APPROP	BUDGET	YTD EXPENDED	MTD EXPENDED	ENC/REQ	BUDGET	USED	
411 Fire								
01411001 40112 SalWagFT	151,006	151,006	88,745.06	3,556.26	.00	62,260.94	58.8%	
01411001 40172 HolidayPay	0	0	3,484.80	.00	.00	-3,484.80	100.0%	
01411001 40177 Sick Pay	0	0	21,424.27	7,717.92	.00	-21,424.27	100.0%	
01411001 40180 OT Pay	1,000	1,000	1,950.18	201.15	.00	-950.18	195.0%	
01411001 40184 AttendInc	1,875	1,875	625.00	.00	.00	1,250.00	33.3%	
01411001 40188 PTO	0	0	9,132.47	174.90	.00	-9,132.47	100.0%	
01411002 40260 SmToMiPurc	0	0	333.74	.00	.00	-333.74	100.0%	
01411002 40935 FireRelExp	0	0	173,731.59	.00	.00	-173,731.59	100.0%	
01411002 40936 FireReReim	0	0	-173,731.59	.00	.00	173,731.59	100.0%	
TOTAL Fire	153,881	153,881	125,695.52	11,650.23	.00	28,185.48	81.7%	

YTD BUDGET EXPENSES
OCTOBER 2022

FOR 2022 10

ACCOUNTS FOR: 01	General Fund	ORIGINAL APPROP	REVISED BUDGET	YTD EXPENDED	MTD EXPENDED	ENC/REQ	AVAILABLE BUDGET	PCT USED
412 Ambulance/Rescue								
01412002	40792 Contribut	30,000	30,000	30,000.00	.00	.00	.00	100.0%
	TOTAL Ambulance/Rescue	30,000	30,000	30,000.00	.00	.00	.00	100.0%

YTD BUDGET EXPENSES
OCTOBER 2022

FOR 2022 10

ACCOUNTS FOR:	ORIGINAL	REVISED	YTD EXPENDED	MTD EXPENDED	ENC/REQ	AVAILABLE	PCT
01 General Fund	APPROP	BUDGET				BUDGET	USED
415 Emergency Management							
01415001 40110 SalWagApp	2,000	2,000	1,500.00	.00	.00	500.00	75.0%
01415001 40117 SalWagSeas	1,000	1,000	.00	.00	.00	1,000.00	.0%
01415002 40238 UnifCloth	1,000	1,000	.00	.00	702.50	297.50	70.3%
01415002 40240 GenGovMat	3,500	3,500	1,492.44	.00	9.00	1,998.56	42.9%
01415002 40260 SmToMiPurc	2,000	2,000	1,938.82	279.60	246.62	-185.44	109.3%
01415002 40328 RadEqInsta	5,500	6,675	2,995.14	600.00	1,908.60	1,771.26	73.5%
01415002 40331 Travel	600	600	.00	.00	.00	600.00	.0%
01415002 40420 DueSubMem	700	700	369.00	.00	.00	331.00	52.7%
01415002 40450 ContrSrv	250	250	.00	.00	.00	250.00	.0%
01415002 40460 ContEduc	10,000	10,000	.00	.00	.00	10,000.00	.0%
01415002 40570 CommEvent	2,500	2,500	2,420.05	205.00	.00	79.95	96.8%
01415002 40750 Computers	3,000	3,000	569.00	.00	.00	2,431.00	19.0%
TOTAL Emergency Management	32,050	33,225	11,284.45	1,084.60	2,866.72	19,073.83	42.6%

SOUTH WHITEHALL TOWNSHIP, PA



YTD BUDGET EXPENSES OCTOBER 2022

FOR 2022 10

ACCOUNTS	FOR:		ORIGINAL	REVISED	YTD EXPENDED	MTD EXPENDED	ENC/REQ	AVAILABLE	PCT
01	General	Fund	APPROP	BUDGET				BUDGET	USED
430 Public Works - General Service									
01430001	40112	Wages	122,600	122,600	78,997.69	5,328.07	.00	43,602.31	64.4%
01430001	40117	SalWagSeas	0	0	37,140.25	1,520.00	.00	-37,140.25	100.0%
01430001	40172	HolidayPay	0	0	2,276.73	.00	.00	-2,276.73	100.0%
01430001	40177	Sick Pay	0	0	646.53	.00	.00	-646.53	100.0%
01430001	40180	OT Pay	3,000	3,000	.00	.00	.00	3,000.00	.0%
01430001	40184	AttendInc	2,250	2,250	1,647.54	.00	.00	602.46	73.2%
01430001	40188	PTO	0	0	3,122.51	377.27	.00	-3,122.51	100.0%
01430001	40914	LicenReim	1,000	1,000	.00	.00	.00	1,000.00	.0%
01430002	40229	MealFood	500	500	309.92	.00	.00	190.08	62.0%
01430002	40230	Fuels	185,000	185,000	204,262.63	21,983.50	.00	-19,262.63	110.4%
01430002	40238	UnifCloth	8,000	8,000	3,870.30	659.00	384.88	3,744.82	53.2%
01430002	40240	GenGovMat	300,000	273,789	209,171.41	9,925.54	24,741.55	39,876.13	85.4%
01430002	40241	GenGovSup	0	0	92.25	.00	.00	-92.25	100.0%
01430002	40251	Parts	125,000	132,364	108,340.00	10,395.56	8,007.84	16,016.42	87.9%
01430002	40260	SmToMiPurc	13,500	13,500	9,628.11	2,590.10	2,458.01	1,413.88	89.5%
01430002	40313	EngSrv	10,000	10,000	2,814.49	.00	.00	7,185.51	28.1%
01430002	40329	PaOneCall	12,000	19,858	2,627.63	489.06	8,031.96	9,198.52	53.7%
01430002	40331	Travel	500	500	133.70	92.80	.00	366.30	26.7%
01430002	40341	Advprin	500	500	.00	.00	.00	500.00	.0%
01430002	40361	Utilities	75,000	75,547	53,628.16	7,646.88	21,009.14	909.77	98.8%
01430002	40370	MainSerRep	5,000	12,787	10,548.83	35.00	.00	2,237.97	82.5%
01430002	40377	TWPBU	2,000	2,000	1,447.85	.00	.00	552.15	72.4%
01430002	40384	RentMachEq	20,000	20,000	2,598.52	.00	1,600.00	15,801.48	21.0%
01430002	40420	DueSubMem	700	700	12.95	.00	.00	687.05	1.9%
01430002	40440	LaunUnClSr	17,000	23,262	4,122.37	515.13	2,330.86	16,809.09	27.7%
01430002	40450	ContrSrv	237,500	250,906	107,315.44	10,773.79	55,302.39	88,288.40	64.8%
01430002	40460	ContEduc	5,000	5,000	656.99	.00	.00	4,343.01	13.1%
01430002	40573	GenGovtExp	2,500	2,500	1,603.83	336.00	.00	896.17	64.2%
01430002	40760	MajMachEqu	0	25,300	25,243.50	.00	.00	56.50	99.8%
01430002	40793	Tires	30,000	34,499	11,190.48	1,625.00	15,505.52	7,803.21	77.4%
01430002	40798	TrafMaint	35,000	35,000	16,432.91	5,300.00	8,567.09	10,000.00	71.4%
01430002	40914	LicenReim	0	0	144.00	.00	.00	-144.00	100.0%
01430002	40915	MedPhysica	5,000	5,000	2,474.00	552.00	.00	2,526.00	49.5%
01430002	40945	StWaterMan	65,500	65,505	33,163.30	510.00	6,165.54	26,176.41	60.0%
01430002	40960	ElewatReim	-9,000	-9,000	-7,031.25	.00	.00	-1,968.75	78.1%
01430002	40961	EleSewReim	-9,000	-9,000	-7,031.25	.00	.00	-1,968.75	78.1%
01430101	40112	Wages	1,358,355	1,358,355	914,107.91	93,853.90	.00	444,247.09	67.3%
01430101	40113	SpAlloc	-85,975	-85,975	-85,975.00	.00	.00	.00	100.0%
01430101	40117	SalWagSeas	63,000	63,000	.00	.00	.00	63,000.00	.0%
01430101	40172	HolidayPay	0	0	24,013.83	.00	.00	-24,013.83	100.0%

YTD BUDGET EXPENSES
OCTOBER 2022

FOR 2022 10

ACCOUNTS 01	FOR: General	Fund	ORIGINAL APPROP	REVISED BUDGET	YTD EXPENDED	MTD EXPENDED	ENC/REQ	AVAILABLE BUDGET	PCT USED
01430101	40173	StandBy	14,000	14,000	11,637.50	1,225.00	.00	2,362.50	83.1%
01430101	40177	Sick Pay	0	0	33,489.17	5,980.05	.00	-33,489.17	100.0%
01430101	40180	OT Pay	115,000	115,000	58,475.02	555.27	.00	56,524.98	50.8%
01430101	40184	AttendInc	27,600	27,600	9,831.20	.00	.00	17,768.80	35.6%
01430101	40188	PTO	0	0	72,435.40	5,855.00	.00	-72,435.40	100.0%
01430101	40189	WC Offset	0	0	1,342.35	.00	.00	-1,342.35	100.0%
01430101	40192	FICAEmploy	120,714	120,714	92,427.37	8,885.35	.00	28,286.63	76.6%
01430101	40196	HealthIns	422,769	422,769	319,686.51	32,320.76	.00	103,082.49	75.6%
01430101	40198	Dental	15,059	15,059	9,089.65	897.68	.00	5,969.35	60.4%
01430101	40199	Life Ins	8,886	8,886	7,860.63	741.94	.00	1,025.37	88.5%
01430101	40221	BEREAV	0	0	3,114.44	.00	.00	-3,114.44	100.0%
01430101	40470	DruAlcTest	3,500	3,500	.00	.00	.00	3,500.00	.0%
01430101	40901	Thrift sav	27,500	27,500	19,651.33	1,244.01	.00	7,848.67	71.5%
TOTAL Public Works - General Serv			3,356,458	3,403,276	2,412,789.63	232,213.66	154,104.78	836,381.93	75.4%

YTD BUDGET EXPENSES
OCTOBER 2022

FOR 2022 10

ACCOUNTS FOR:	ORIGINAL	REVISED					AVAILABLE	PCT
01 General Fund	APPROP	BUDGET	YTD EXPENDED	MTD EXPENDED	ENC/REQ	BUDGET	USED	
451 Recreation Administration								
01451001 40112 SalWagFT	80,765	80,765	58,709.84	4,659.51	.00	22,055.16	72.7%	
01451001 40115 SalWagPT	13,500	13,500	7,932.00	704.00	.00	5,568.00	58.8%	
01451001 40117 SalWagSeas	103,720	103,720	66,757.71	.00	.00	36,962.29	64.4%	
01451001 40172 HolidayPay	0	0	1,927.78	.00	.00	-1,927.78	100.0%	
01451001 40177 Sick Pay	0	0	621.27	.00	.00	-621.27	100.0%	
01451001 40180 OT Pay	15,000	15,000	12,469.80	2,760.84	.00	2,530.20	83.1%	
01451001 40184 AttendInc	1,250	1,250	.00	.00	.00	1,250.00	.0%	
01451001 40188 PTO	0	0	4,038.22	1,553.17	.00	-4,038.22	100.0%	
01451002 40238 UnifCloth	5,625	5,625	6,080.50	.00	.00	-455.50	108.1%	
01451002 40240 GenGovMat	6,500	6,500	4,331.78	65.00	.00	2,168.22	66.6%	
01451002 40247 CultRecSup	12,500	12,500	7,364.43	23.86	.00	5,135.57	58.9%	
01451002 40260 SmToMiPurc	2,500	4,414	2,902.94	.00	.00	1,510.74	65.8%	
01451002 40310 ProfSrv	0	49,985	38,023.88	.00	11,961.12	.00	100.0%	
01451002 40335 WehrDamDEP	5,500	5,500	.00	.00	.00	5,500.00	.0%	
01451002 40384 VMEqRent	6,000	6,000	1,680.00	.00	1,250.00	3,070.00	48.8%	
01451002 40450 ContrSrv	104,750	104,750	107,104.74	11,472.00	3,637.18	-5,991.92	105.7%	
01451002 40460 ContEduc	2,000	2,000	535.00	.00	.00	1,465.00	26.8%	
01451002 40570 CommEvent	34,000	34,000	15,581.43	923.73	.00	18,418.57	45.8%	
01451002 40573 GenGovtExp	2,000	2,000	.00	.00	.00	2,000.00	.0%	
01451002 40795 FacUseFee	5,000	5,000	2,140.00	.00	.00	2,860.00	42.8%	
01451002 40796 RecruitExp	750	750	676.30	.00	.00	73.70	90.2%	
TOTAL Recreation Administration	401,360	453,259	338,877.62	22,162.11	16,848.30	97,532.76	78.5%	

YTD BUDGET EXPENSES
OCTOBER 2022

FOR 2022 10

ACCOUNTS FOR:	ORIGINAL APPROP	REVISED BUDGET	YTD EXPENDED	MTD EXPENDED	ENC/REQ	AVAILABLE BUDGET	PCT USED
01 General Fund							
460 Community Development							
01414001 40110 SalWagApp	4,000	4,000	2,733.34	200.00	.00	1,266.66	68.3%
01460001 40112 Wages	562,742	562,742	374,103.70	42,450.54	.00	188,638.30	66.5%
01460001 40115 SalWagPT	39,520	39,520	3,997.50	.00	.00	35,522.50	10.1%
01460001 40117 SalWagSeas	0	0	2,193.75	.00	.00	-2,193.75	100.0%
01460001 40172 HolidayPay	0	0	12,182.03	.00	.00	-12,182.03	100.0%
01460001 40177 Sick Pay	0	0	12,596.53	497.19	.00	-12,596.53	100.0%
01460001 40180 OT Pay	12,000	12,000	4,175.94	262.52	.00	7,824.06	34.8%
01460001 40184 AttendInc	10,150	10,150	6,493.98	.00	.00	3,656.02	64.0%
01460001 40188 PTO	0	0	27,842.84	1,184.15	.00	-27,842.84	100.0%
01460001 40221 BEREAV	0	0	142.14	.00	.00	-142.14	100.0%
01460002 40238 UnifCloth	500	500	.00	.00	.00	500.00	.0%
01460002 40239 SafetySup	200	200	.00	.00	.00	200.00	.0%
01460002 40260 SmToMiPurc	400	400	.00	.00	.00	400.00	.0%
01460002 40312 ConsultSrv	100,000	100,000	6,110.85	.00	2,000.00	91,889.15	8.1%
01460002 40331 Travel	1,500	1,500	379.18	4.00	.00	1,120.82	25.3%
01460002 40400 CourtCosts	1,200	1,200	.00	.00	.00	1,200.00	.0%
01460002 40420 DueSubMem	2,500	2,500	1,263.30	.00	52.00	1,184.70	52.6%
01460002 40450 ContrSrv	10,000	12,324	6,216.85	175.00	5,000.00	1,107.00	91.0%
01460002 40460 ContEduc	2,500	2,500	643.58	.00	.00	1,856.42	25.7%
01460002 40573 GenGovtExp	200	200	184.66	.00	.00	15.34	92.3%
01460002 40760 MinMachEqu	500	500	.00	.00	.00	500.00	.0%
01460002 40952 Codificat	1,195	1,195	1,095.42	.00	.00	99.58	91.7%
01460002 40968 InspPResid	10,000	10,000	2,145.00	.00	.00	7,855.00	21.5%
TOTAL Community Development	759,107	761,431	464,500.59	44,773.40	7,052.00	289,878.26	61.9%
TOTAL General Fund	16,554,503	16,869,014	14,631,794.36	3,323,113.12	514,542.45	1,722,677.12	89.8%
TOTAL EXPENSES	16,554,503	16,869,014	14,631,794.36	3,323,113.12	514,542.45	1,722,677.12	

Fire Fund

BALANCE SHEET FOR 2022 10

FUND: 03 Fire Fund			NET CHANGE FOR PERIOD	ACCOUNT BALANCE
ASSETS				
03	10000	Checking	-90,651.21	525,096.26
03	10120	Money Market (Neffs)	165.07	37,543.33
03	10700	Fire Apparatus Fund 7859	.00	195,001.58
03	12450	Revenue Accrual	-8,695.38	1,685.15
03	14201	Delinquent Taxes Receivable	.00	33,541.59
03	14530	Accounts Receivable - Other	-150.39	1,426.63
03	15500	Prepaid	-6,046.05	331,915.26
TOTAL ASSETS			-105,377.96	1,126,209.80
LIABILITIES				
03	20025	Accounts Payable Accrual	16,320.93	253,253.56
03	28000	Def Inflow - Unavail Tax Rev	.00	-30,222.86
03	29000	Interfund Transfer	5,484.26	-3,084.51
TOTAL LIABILITIES			21,805.19	219,946.19
FUND BALANCE				
03	18300	Estimated Revenue Control	.00	1,134,518.00
03	18500	Revenue Control	-2,644.77	-1,145,784.70
03	27999	Fund Balance	.00	-1,038,758.91
03	29100	Encumbrance Control	.00	38,367.65
03	29200	Appropriation Control	.00	-1,047,781.00
03	29400	Expenditure Control	86,217.54	838,387.62
03	29600	Budgetary Fund Balance Control	.00	-86,737.00
03	29700	Fund Bal Res for Encumbrance	.00	-38,367.65
TOTAL FUND BALANCE			83,572.77	-1,346,155.99
TOTAL LIABILITIES + FUND BALANCE			105,377.96	-1,126,209.80

YTD BUDGET REVENUES
OCTOBER 2022

FOR 2022 10

ACCOUNTS FOR:	ORIGINAL ESTIM REV	REVISED EST REV	ACTUAL YTD REVENUE	ACTUAL MTD REVENUE	REMAINING REVENUE	PCT COLL
03 Fire Fund						
411 Fire						
03000009 30161 Fr Tx Ex	-5,000	-5,000	-8,597.51	.00	3,597.51	172.0%
03000009 31221 PenFireTxR	0	0	-1,036.67	-153.22	1,036.67	100.0%
03000009 34101 IntErnd	0	0	-515.07	-165.07	515.07	100.0%
03000009 36221 FirTaxRev	-1,137,263	-1,137,263	-1,120,405.88	-1,531.93	-16,857.12	98.5%
03000009 36222 DELFIRETAX	-15,000	-15,000	-27,568.02	-794.55	12,568.02	183.8%
03000009 37221 DisFireTxO	22,745	22,745	21,448.45	.00	1,296.55	94.3%
03000009 39110 SaleFARev	0	0	-9,110.00	.00	9,110.00	100.0%
TOTAL Fire	-1,134,518	-1,134,518	-1,145,784.70	-2,644.77	11,266.70	101.0%
TOTAL Fire Fund	-1,134,518	-1,134,518	-1,145,784.70	-2,644.77	11,266.70	101.0%
TOTAL REVENUES	-1,134,518	-1,134,518	-1,145,784.70	-2,644.77	11,266.70	

SOUTH WHITEHALL TOWNSHIP, PA



YTD BUDGET EXPENSES OCTOBER 2022

FOR 2022 10

ACCOUNTS	FOR:		ORIGINAL	REVISED	YTD EXPENDED	MTD EXPENDED	ENC/REQ	AVAILABLE	PCT
03	Fire Fund		APPROP	BUDGET				BUDGET	USED
411 Fire									
03411001	40195	WorkComIns	55,000	55,000	43,768.31	4,376.83	.00	11,231.69	79.6%
03411002	40230	Fuels	45,000	45,000	50,342.66	3,084.54	.00	-5,342.66	111.9%
03411002	40238	UnifCloth	750	750	236.59	97.59	.00	513.41	31.5%
03411002	40240	GenGovMat	0	0	366.93	.00	.00	-366.93	100.0%
03411002	40241	GenGovSup	15,000	11,549	12,377.17	203.48	.00	-828.61	107.2%
03411002	40242	PubSafSup	0	0	-398.10	-19.13	.00	398.10	100.0%
03411002	40245	VEHMaint	120,000	150,000	127,826.20	8,255.34	.00	22,173.80	85.2%
03411002	40260	SmToMiPurc	1,250	1,750	2,053.86	.00	.00	-303.86	117.4%
03411002	40311	AccAudSrv	17,000	17,000	13,348.58	1,275.50	.00	3,651.42	78.5%
03411002	40316	TestFees	17,000	17,000	9,738.51	117.05	.00	7,261.49	57.3%
03411002	40321	TeleChrg	23,000	23,000	19,360.89	3,467.70	.00	3,639.11	84.2%
03411002	40326	EquVehLea	5,000	5,000	3,220.38	772.04	.00	1,779.62	64.4%
03411002	40334	FrExpChg	500	500	350.18	.00	.00	149.82	70.0%
03411002	40361	Electric	0	0	384.60	384.60	.00	-384.60	100.0%
03411002	40370	MainSerRep	8,000	11,451	11,877.40	.00	.00	-425.96	103.7%
03411002	40373	InsReimbur	0	0	16,361.66	.00	.00	-16,361.66	100.0%
03411002	40378	INSOPEX	25,000	25,000	20,883.06	1,557.08	.00	4,116.94	83.5%
03411002	40384	VMEqRent	0	380	379.68	.00	.00	.00	100.0%
03411002	40420	DueSubMem	0	385	385.00	.00	.00	.00	100.0%
03411002	40450	ContrSrv	25,000	25,000	32,401.70	1,382.31	.00	-7,401.70	129.6%
03411002	40452	ContITNeSr	35,000	35,000	17,593.69	434.22	.00	17,406.31	50.3%
03411002	40460	ContEduc	32,500	32,500	25,588.37	1,995.60	.00	6,911.63	78.7%
03411002	40785	FirePolice	10,000	10,000	9,874.03	.00	.00	125.97	98.7%
03411002	40791	FirePreExp	4,000	4,000	5,575.13	2,025.00	.00	-1,575.13	139.4%
03411002	40792	Contribut	25,000	25,000	.00	.00	.00	25,000.00	.0%
03411002	40799	FC Ret PRG	200,000	200,000	143,908.50	50,575.00	.00	56,091.50	72.0%
03411002	40800	Contingenc	10,000	10,000	.00	.00	3,869.90	6,130.10	38.7%
03411002	40915	MedPhysica	5,000	5,000	.00	.00	.00	5,000.00	.0%
03411003	40800	Contingenc	291,681	255,616	209,917.06	3,086.71	34,497.75	11,201.51	95.6%
03411102	40238	UnifCloth	6,000	6,000	5,167.65	1,331.46	.00	832.35	86.1%
03411102	40240	GenGovMat	1,000	1,000	769.89	198.94	.00	230.11	77.0%
03411102	40241	GenGovSup	2,500	2,500	2,500.00	.00	.00	.00	100.0%
03411102	40260	SmToMiPurc	1,750	1,750	1,750.00	.00	.00	.00	100.0%
03411102	40361	Electric	6,500	6,500	5,216.21	475.96	.00	1,283.79	80.2%
03411102	40370	MainSerRep	1,500	1,500	1,500.00	.00	.00	.00	100.0%
03411102	40401	Gas	4,500	4,500	2,850.59	330.00	.00	1,649.41	63.3%
03411102	40420	DueSubMem	4,500	4,500	1,919.31	37.38	.00	2,580.69	42.7%
03411202	40238	UnifCloth	6,000	6,000	2,556.41	222.60	.00	3,443.59	42.6%
03411202	40240	GenGovMat	1,000	1,000	1,000.00	.00	.00	.00	100.0%
03411202	40241	GenGovSup	2,500	2,500	2,500.00	.00	.00	.00	100.0%

YTD BUDGET EXPENSES
OCTOBER 2022

FOR 2022 10

ACCOUNTS	FOR:		ORIGINAL	REVISED	YTD EXPENDED	MTD EXPENDED	ENC/REQ	AVAILABLE	PCT
03	Fire Fund		APPROP	BUDGET				BUDGET	USED
03411202	40260	SmToMiPurc	1,750	1,750	1,750.00	.00	.00	.00	100.0%
03411202	40361	Electric	5,500	5,500	4,614.65	319.82	.00	885.35	83.9%
03411202	40370	MainSerRep	1,500	1,500	1,500.00	.00	.00	.00	100.0%
03411202	40402	Oil	4,000	6,500	5,087.13	.00	.00	1,412.87	78.3%
03411202	40420	DueSubMem	2,500	2,500	1,102.56	192.54	.00	1,397.44	44.1%
03411302	40238	UnifCloth	6,000	3,081	2,726.46	.00	.00	354.46	88.5%
03411302	40240	GenGovMat	1,000	3,919	3,919.08	.00	.00	.00	100.0%
03411302	40241	GenGovSup	2,500	2,500	2,500.00	.00	.00	.00	100.0%
03411302	40260	SmToMiPurc	1,750	1,750	1,750.00	.00	.00	.00	100.0%
03411302	40361	Electric	6,600	6,600	3,511.38	.00	.00	3,088.62	53.2%
03411302	40370	MainSerRep	1,500	1,500	810.67	.00	.00	689.33	54.0%
03411302	40402	Oil	2,250	4,550	2,838.95	.00	.00	1,711.05	62.4%
03411302	40420	DueSubMem	2,500	2,500	824.64	37.38	.00	1,675.36	33.0%
TOTAL Fire			1,047,781	1,047,781	838,387.62	86,217.54	38,367.65	171,025.73	83.7%
TOTAL Fire Fund			1,047,781	1,047,781	838,387.62	86,217.54	38,367.65	171,025.73	83.7%
TOTAL EXPENSES			1,047,781	1,047,781	838,387.62	86,217.54	38,367.65	171,025.73	

Open Space Fund

BALANCE SHEET FOR 2022 10

FUND: 04 Open Space			NET CHANGE FOR PERIOD	ACCOUNT BALANCE
ASSETS				
04	10000	Open Space Checking	-12,235.00	-12,235.00
04	10123	E/W Open Space Checking	.00	66,708.01
04	10124	East Open Space Checking	.00	87,094.07
04	10125	West Open Space Checking	.00	271,697.39
TOTAL ASSETS			-12,235.00	413,264.47
FUND BALANCE				
04	18500	Revenue Control	.00	-18,523.75
04	27999	Fund Balance	.00	-418,920.72
04	29100	Encumbrance Control	-12,235.00	53,239.00
04	29200	Appropriation Control	.00	-100,000.00
04	29400	Expenditure Control	12,235.00	24,180.00
04	29600	Budgetary Fund Balance Control	.00	100,000.00
04	29700	Fund Bal Res for Encumbrance	12,235.00	-53,239.00
TOTAL FUND BALANCE			12,235.00	-413,264.47
TOTAL LIABILITIES + FUND BALANCE			12,235.00	-413,264.47

YTD BUDGET REVENUES
OCTOBER 2022

FOR 2022 10

ACCOUNTS FOR:	ORIGINAL ESTIM REV	REVISED EST REV	ACTUAL YTD REVENUE	ACTUAL MTD REVENUE	REMAINING REVENUE	PCT COLL
04 Open Space						
000 Undefined						
04000009 37871 E/w Rev	0	0	-3,113.50	.00	3,113.50	100.0%
04000109 37871 East Rev	0	0	-14,483.50	.00	14,483.50	100.0%
04000209 37871 West Rev	0	0	-926.75	.00	926.75	100.0%
TOTAL Undefined	0	0	-18,523.75	.00	18,523.75	100.0%
TOTAL Open Space	0	0	-18,523.75	.00	18,523.75	100.0%
TOTAL REVENUES	0	0	-18,523.75	.00	18,523.75	

YTD BUDGET EXPENSES
OCTOBER 2022

FOR 2022 10

ACCOUNTS FOR:	ORIGINAL APPROP	REVISED BUDGET	YTD EXPENDED	MTD EXPENDED	ENC/REQ	AVAILABLE BUDGET	PCT USED
04 Open Space							
451 Recreation Administration							
04451003 40981 CBPlay	7,000	7,000	4,520.00	.00	.00	2,480.00	64.6%
04451003 40982 Chase Park	82,500	82,500	12,235.00	12,235.00	53,239.00	17,026.00	79.4%
04451003 40983 Mill House	10,500	10,500	7,425.00	.00	.00	3,075.00	70.7%
TOTAL Recreation Administration	100,000	100,000	24,180.00	12,235.00	53,239.00	22,581.00	77.4%
TOTAL Open Space	100,000	100,000	24,180.00	12,235.00	53,239.00	22,581.00	77.4%
TOTAL EXPENSES	100,000	100,000	24,180.00	12,235.00	53,239.00	22,581.00	

American Rescue Plan Act Fund

BALANCE SHEET FOR 2022 10

FUND: 05 American Rescue Plan Act			NET CHANGE FOR PERIOD	ACCOUNT BALANCE
ASSETS				
05	10000	ARPA Checking	-4,494.00	1,970,307.44
	TOTAL ASSETS		-4,494.00	1,970,307.44
LIABILITIES				
05	29800	Deferred Rev.	.00	-2,095,277.96
	TOTAL LIABILITIES		.00	-2,095,277.96
FUND BALANCE				
05	27999	Fund Balance	.00	-309.48
05	29100	Encumbrance Control	.00	300,000.00
05	29200	Appropriation Control	.00	-729,750.00
05	29400	Expenditure Control	4,494.00	125,280.00
05	29600	Budgetary Fund Balance Control	.00	729,750.00
05	29700	Fund Bal Reser for Encumbrance	.00	-300,000.00
	TOTAL FUND BALANCE		4,494.00	124,970.52
TOTAL LIABILITIES + FUND BALANCE			4,494.00	-1,970,307.44

YTD BUDGET EXPENSES
OCTOBER 2022

FOR 2022 10

ACCOUNTS FOR:	ORIGINAL APPROP	REVISED BUDGET	YTD EXPENDED	MTD EXPENDED	ENC/REQ	AVAILABLE BUDGET	PCT USED
05 American Rescue Plan Act							
411 Fire							
05411002 40239 SafetySup	129,750	129,750	125,280.00	4,494.00	.00	4,470.00	96.6%
TOTAL Fire	129,750	129,750	125,280.00	4,494.00	.00	4,470.00	96.6%

YTD BUDGET EXPENSES
OCTOBER 2022

FOR 2022 10

ACCOUNTS FOR:	ORIGINAL APPROP	REVISED BUDGET	YTD EXPENDED	MTD EXPENDED	ENC/REQ	AVAILABLE BUDGET	PCT USED
05 American Rescue Plan Act							
430 Public Works - General Service							
05430003 40730 Buildings	300,000	300,000	.00	.00	.00	300,000.00	.0%
TOTAL Public Works - General Serv	300,000	300,000	.00	.00	.00	300,000.00	.0%

YTD BUDGET EXPENSES
OCTOBER 2022

FOR 2022 10

ACCOUNTS FOR:	ORIGINAL APPROP	REVISED BUDGET	YTD EXPENDED	MTD EXPENDED	ENC/REQ	AVAILABLE BUDGET	PCT USED
05 American Rescue Plan Act							
431 Public Works - Authority							
05431003 40740 SystemImp	300,000	300,000	.00	.00	300,000.00	.00	100.0%
TOTAL Public Works - Authority	300,000	300,000	.00	.00	300,000.00	.00	100.0%
TOTAL American Rescue Plan Act	729,750	729,750	125,280.00	4,494.00	300,000.00	304,470.00	58.3%
TOTAL EXPENSES	729,750	729,750	125,280.00	4,494.00	300,000.00	304,470.00	

Water Fund

SOUTH WHITEHALL TOWNSHIP, PA



BALANCE SHEET FOR 2022 10

FUND: 06 Water			NET CHANGE FOR PERIOD	ACCOUNT BALANCE
ASSETS				
06	10000	Water Fund Checking	-48,150.91	4,507,912.26
06	10120	Money Market (Neffs)	9.52	556,887.46
06	14530	Accounts Receivable	147.57	81,142.32
06	14533	Allowance for Bad Debts	.00	-261,323.75
06	14541	Usage Fees - Metered	23,178.08	703,851.34
06	14542	Penalties - Usage Fees	-2.75	2,217.98
06	15500	Prepaid	-4,533.08	9,066.19
06	16100	Land -Fixed Asset	.00	278,587.93
06	16200	Buildings - Fixed Asset	.00	751,331.11
06	16250	Accumulated Depreciation Build	.00	-243,312.68
06	16400	Machinery and Equipment - FA	.00	1,103,517.82
06	16450	Accumulated Depreciation Machi	.00	-426,654.95
06	16600	Infrastructure -FA	.00	19,096,398.27
06	16650	Accumulated Depreciation Infra	.00	-12,010,921.69
06	19001	Due From Primary Government	.00	28,444.00
TOTAL ASSETS			-29,351.57	14,177,143.61
LIABILITIES				
06	20020	Accounts Payable	128,274.92	.00
06	20025	Accounts Payable Accrual	-125,965.00	-291,453.82
06	27976	Fund Balance Adjustment	.00	135,569.17
06	27977	Prior Period Adjustment	.00	-80,600.44
06	28000	UB Clearing	.00	-.50
06	29001	Due to Township	.00	-334,081.21
TOTAL LIABILITIES			2,309.92	-570,566.80
FUND BALANCE				
06	18300	Estimated Revenue Control	.00	4,255,900.00
06	18500	Revenue Control	-296,953.84	-3,514,871.53
06	27300	Fund Balance - Res 4 Enc	.00	713.00
06	27998	Fund Balance Adjustment	.00	-2,085,665.52
06	27999	Fund Balance	.00	-5,593,777.11
06	28100	Contributed Capital	.00	-6,304,839.88
06	28101	Accumulated Amortization	.00	962,686.00
06	29100	Encumbrance Control	-18,930.38	1,347,125.98
06	29200	Appropriation Control	.00	-5,171,324.78
06	29400	Expenditure Control	323,995.49	2,929,178.23
06	29600	Budgetary Fund Balance Control	.00	915,424.78
06	29700	Fund Bal Reser for Encumbrance	18,930.38	-1,347,125.98
TOTAL FUND BALANCE			27,041.65	-13,606,576.81
TOTAL LIABILITIES + FUND BALANCE			29,351.57	-14,177,143.61

YTD BUDGET REVENUES
OCTOBER 2022

FOR 2022 10

ACCOUNTS FOR:	ORIGINAL ESTIM REV	REVISED EST REV	ACTUAL YTD REVENUE	ACTUAL MTD REVENUE	REMAINING REVENUE	PCT COLL
06 Water						
000 Undefined						
06000009 34101 IntChecRev	0	0	-1,034.72	-9.52	1,034.72	100.0%
06000009 35000 IntGovtRev	-83,400	-83,400	-68,323.65	.00	-15,076.35	81.9%
06000009 36252 wonPrev	-1,000	-1,000	-13,993.88	-125.00	12,993.88	1399.4%
06000009 36255 MiscellRev	-4,000	-4,000	-4,850.00	-950.00	850.00	121.3%
06000009 36258 CertFee	-10,000	-10,000	-5,820.00	.00	-4,180.00	58.2%
06000009 36411 ConnTapRev	-250,000	-250,000	-164,013.68	-2,381.00	-85,986.32	65.6%
06000009 36412 UseCharRev	-6,500	-6,500	-5,000.00	-600.00	-1,500.00	76.9%
06000009 36413 PALFees	-3,000	-3,000	-10,094.81	-2,510.32	7,094.81	336.5%
06000009 36414 GrantAlloc	-10,000	-10,000	-4,991.70	.00	-5,008.30	49.9%
06000009 37390 PortFeeOfR	0	0	-1,484.71	-334.88	1,484.71	100.0%
06000009 37811 Metsalrev	-3,888,000	-3,888,000	-3,235,264.38	-290,043.12	-652,735.62	83.2%
TOTAL Undefined	-4,255,900	-4,255,900	-3,514,871.53	-296,953.84	-741,028.47	82.6%
TOTAL Water	-4,255,900	-4,255,900	-3,514,871.53	-296,953.84	-741,028.47	82.6%
TOTAL REVENUES	-4,255,900	-4,255,900	-3,514,871.53	-296,953.84	-741,028.47	

YTD BUDGET EXPENSES
OCTOBER 2022

FOR 2022 10

ACCOUNTS FOR:	ORIGINAL	REVISED	YTD EXPENDED	MTD EXPENDED	ENC/REQ	AVAILABLE	PCT
06 Water	APPROP	BUDGET				BUDGET	USED
000 Undefined							
06 49000 IntFundTra	0	0	86,491.57	.00	.00	-86,491.57	100.0%
TOTAL Undefined	0	0	86,491.57	.00	.00	-86,491.57	100.0%

SOUTH WHITEHALL TOWNSHIP, PA



YTD BUDGET EXPENSES OCTOBER 2022

FOR 2022 10

ACCOUNTS	FOR:	ORIGINAL	REVISED	YTD EXPENDED	MTD EXPENDED	ENC/REQ	AVAILABLE	PCT	
06	Water	APPROP	BUDGET				BUDGET	USED	
431 Public Works - Authority									
06431001	40112	Wages	459,706	459,706	311,435.46	30,231.28	.00	148,270.54	67.7%
06431001	40172	HolidayPay	0	0	8,325.96	57.93	.00	-8,325.96	100.0%
06431001	40173	StandBy	7,000	7,000	4,103.75	245.00	.00	2,896.25	58.6%
06431001	40177	Sick Pay	0	0	6,257.26	140.22	.00	-6,257.26	100.0%
06431001	40180	OT Pay	40,000	40,000	22,850.16	480.86	.00	17,149.84	57.1%
06431001	40184	AttendInc	9,500	9,500	5,339.12	.00	.00	4,160.88	56.2%
06431001	40188	PTO	0	0	26,615.96	1,972.72	.00	-26,615.96	100.0%
06431001	40192	FICAEmploy	39,242	39,242	30,688.77	2,655.37	.00	8,553.23	78.2%
06431001	40195	WorkComIns	14,397	14,397	11,997.50	1,199.75	.00	2,399.50	83.3%
06431001	40196	HealthIns	155,958	155,958	93,916.37	9,069.14	.00	62,041.63	60.2%
06431001	40197	Pension	112,773	112,773	112,773.00	112,773.00	.00	.00	100.0%
06431001	40198	Dental	5,380	5,380	3,645.70	349.28	.00	1,734.30	67.8%
06431001	40199	Life Ins	2,936	2,936	2,241.19	196.03	.00	694.81	76.3%
06431001	40221	BEREAV	0	0	45.04	.00	.00	-45.04	100.0%
06431001	40901	Thrift Sav	10,990	10,990	8,391.04	425.19	.00	2,598.96	76.4%
06431002	40215	Postage	15,000	15,000	14,152.25	1,322.97	.00	847.75	94.3%
06431002	40232	ValBoxLid	7,500	7,500	5,547.14	.00	.00	1,952.86	74.0%
06431002	40238	UnifCloth	1,500	1,500	1,419.61	145.00	.00	80.39	94.6%
06431002	40240	GenGovMat	75,000	88,214	33,816.98	3,378.77	17,209.98	37,186.94	57.8%
06431002	40260	SmToMiPurc	6,000	6,000	3,742.16	.00	.00	2,257.84	62.4%
06431002	40311	AccAudSrv	8,500	8,500	8,000.00	.00	500.00	.00	100.0%
06431002	40313	EngSrv	60,000	60,000	39,480.90	7,480.14	.00	20,519.10	65.8%
06431002	40314	LgIServ	15,000	15,000	.00	.00	.00	15,000.00	.0%
06431002	40316	TestFees	60,000	96,259	41,807.38	1,984.64	37,523.12	16,928.50	82.4%
06431002	40321	TeleChrg	20,000	23,557	20,277.71	1,971.57	3,232.11	46.72	99.8%
06431002	40323	DEP Fees	32,000	32,000	22,703.00	.00	.00	9,297.00	70.9%
06431002	40325	InternFees	900	901	769.45	69.95	100.50	30.60	96.6%
06431002	40334	FrExpChg	300	300	.00	.00	.00	300.00	.0%
06431002	40341	Advertise	3,000	3,000	840.52	.00	2,159.48	.00	100.0%
06431002	40342	Printing	8,500	8,500	6,706.71	258.80	793.29	1,000.00	88.2%
06431002	40361	Utilities	120,000	122,843	86,603.25	6,236.11	34,511.02	1,728.90	98.6%
06431002	40366	WaterPurch	1,511,578	1,511,578	1,042,573.12	125,965.00	709,849.44	-240,844.56	115.9%
06431002	40370	MainSerRep	60,000	67,925	23,850.00	.00	28,599.81	15,475.19	77.2%
06431002	40378	INSOPEX	40,000	40,000	33,333.31	3,333.33	.00	6,666.69	83.3%
06431002	40384	VMEqRent	2,500	2,500	75.71	75.71	.00	2,424.29	3.0%
06431002	40390	BanSrvChFE	500	500	.00	.00	.00	500.00	.0%
06431002	40420	DueSubMem	1,800	1,800	1,461.00	.00	.00	339.00	81.2%
06431002	40440	LaunUncLSr	5,000	6,803	1,141.00	188.28	721.10	4,941.08	27.4%
06431002	40450	ContrSrv	145,918	153,679	73,351.42	2,496.19	52,769.18	27,558.13	82.1%
06431002	40460	ContEduc	7,000	7,000	3,335.00	105.00	.00	3,665.00	47.6%

YTD BUDGET EXPENSES
OCTOBER 2022

FOR 2022 10

ACCOUNTS 06	FOR: Water		ORIGINAL APPROP	REVISED BUDGET	YTD EXPENDED	MTD EXPENDED	ENC/REQ	AVAILABLE BUDGET	PCT USED
06431002	40573	GenGovtExp	15,000	16,125	2,082.00	.00	6,652.50	7,390.50	54.2%
06431002	40710	NoteIntExp	38,381	38,381	.00	.00	.00	38,381.00	.0%
06431002	40760	MajMachEqu	4,000	4,000	.00	.00	3,636.38	363.62	90.9%
06431002	40914	LicenReim	500	500	328.00	.00	.00	172.00	65.6%
06431002	40965	OpeEXReimb	53,500	53,500	49,396.89	.00	.00	4,103.11	92.3%
06431002	45533	BadDebExp	25,000	25,000	.00	.00	.00	25,000.00	.0%
06431003	40313	EngSrv	0	0	3,820.79	.00	.00	-3,820.79	100.0%
06431003	40720	Vehicles	92,500	92,500	89,900.00	.00	.00	2,600.00	97.2%
06431003	40730	Buildings	405,000	495,863	149,819.70	.00	90,359.30	255,683.99	48.4%
06431003	40740	SystemImp	815,000	1,140,806	364,115.05	8,542.15	288,610.85	488,080.15	57.2%
06431003	40745	WS Maint	74,100	74,100	25,800.66	646.11	23,698.92	24,600.42	66.8%
06431003	40760	MajMachEqu	48,000	91,810	43,809.67	.00	47,362.00	638.00	99.3%
TOTAL Public works - Authority			4,636,359	5,171,325	2,842,686.66	323,995.49	1,348,288.98	980,349.14	81.0%
TOTAL Water			4,636,359	5,171,325	2,929,178.23	323,995.49	1,348,288.98	893,857.57	82.7%
TOTAL EXPENSES			4,636,359	5,171,325	2,929,178.23	323,995.49	1,348,288.98	893,857.57	

Sewer Fund

SOUTH WHITEHALL TOWNSHIP, PA



BALANCE SHEET FOR 2022 10

FUND: 08 Sewer			NET CHANGE FOR PERIOD	ACCOUNT BALANCE
ASSETS				
08	10000	Sewer Fund Checking	4,544.59	5,419,451.42
08	11000	Petty Cash	.00	175.00
08	12450	Revenue Accrual	.00	-6,787.92
08	13500	Due from Other Governments	.00	7,025.92
08	14530	Accounts Receivable	-5,744.09	240,101.98
08	14533	Allowance for Bad Debts	.00	-350,004.56
08	14540	Usage Fees - Flat	38,131.75	45,102.79
08	14541	Usage Fees - Metered	32,927.52	390,132.28
08	14542	Penalties - Usage Fees	.00	4,281.13
08	15500	Prepaid	-1,826.83	3,653.69
08	16100	Land -Fixed Asset	.00	126,443.65
08	16250	Accumulated Depreciation Build	.00	-1,019.46
08	16400	Machinery and Equipment - FA	.00	641,878.88
08	16450	Accumulated Depreciation Machi	.00	-188,540.51
08	16500	Construction in Progress-FA	.00	1,923.50
08	16600	Infrastructure -FA	.00	18,695,342.68
08	16650	Accumulated Depreciation Infra	.00	-11,373,847.30
08	19001	Due From Township	.00	10,000.00
TOTAL ASSETS			68,032.94	13,665,313.17
LIABILITIES				
08	20020	Accounts Payable	3,508.61	.00
08	20025	Accounts Payable Accrual	-86,700.00	-878,846.27
08	24600	Accrued Compensation Payable	.00	-.12
08	27976	Fund Balance Adjustment	.00	1,461.65
08	27977	Prior Period Adjustment	.00	58,991.55
08	29001	Due to Township	.00	-33,787.21
TOTAL LIABILITIES			-83,191.39	-852,180.40
FUND BALANCE				
08	18300	Estimated Revenue Control	.00	3,264,500.00
08	18500	Revenue Control	-278,221.55	-2,641,460.59
08	27998	Fund Balance Adjustment	.00	262,986.68
08	27999	Fund Balance	.00	-7,323,996.56
08	28100	Contributed Capital	.00	-7,852,909.10
08	28101	Accumulated Amortization	.00	1,622,510.00
08	29100	Encumbrance Control	-7,070.37	735,552.38
08	29200	Appropriation Control	.00	-4,257,560.11
08	29400	Expenditure Control	293,380.00	3,119,736.80
08	29600	Budgetary Fund Balance Control	.00	993,060.11
08	29700	Fund Bal Reser for Encumbrance	7,070.37	-735,552.38
TOTAL FUND BALANCE			15,158.45	-12,813,132.77
TOTAL LIABILITIES + FUND BALANCE			-68,032.94	-13,665,313.17

YTD BUDGET REVENUES
OCTOBER 2022

FOR 2022 10

ACCOUNTS FOR:	ORIGINAL ESTIM REV	REVISED EST REV	ACTUAL YTD REVENUE	ACTUAL MTD REVENUE	REMAINING REVENUE	PCT COLL
08 Sewer						
000 Undefined						
08000009 32821 FlatResRev	-315,000	-315,000	-309,658.00	-77,414.50	-5,342.00	98.3%
08000009 35000 IntGovtRev	-80,000	-80,000	-55,045.13	-170.57	-24,954.87	68.8%
08000009 36252 wonPREv	-500	-500	.00	.00	-500.00	.0%
08000009 36255 MiscellRev	-1,000	-1,000	.00	.00	-1,000.00	.0%
08000009 36257 InWaDiPe	-2,500	-2,500	-600.00	.00	-1,900.00	24.0%
08000009 36258 CertFee	-8,000	-8,000	-5,700.00	.00	-2,300.00	71.3%
08000009 36411 ConnTapRev	-300,000	-300,000	-296,430.36	-4,354.00	-3,569.64	98.8%
08000009 36413 PALFees	-3,000	-3,000	-8,396.53	-1,569.73	5,396.53	279.9%
08000009 36414 GrantAlloc	-7,500	-7,500	-4,741.70	.00	-2,758.30	63.2%
08000009 37390 PortFeeOfR	0	0	-1,297.52	-105.64	1,297.52	100.0%
08000009 37812 MetRev	-2,547,000	-2,547,000	-1,959,591.35	-194,607.11	-587,408.65	76.9%
TOTAL Undefined	-3,264,500	-3,264,500	-2,641,460.59	-278,221.55	-623,039.41	80.9%
TOTAL Sewer	-3,264,500	-3,264,500	-2,641,460.59	-278,221.55	-623,039.41	80.9%
TOTAL REVENUES	-3,264,500	-3,264,500	-2,641,460.59	-278,221.55	-623,039.41	

SOUTH WHITEHALL TOWNSHIP, PA



YTD BUDGET EXPENSES OCTOBER 2022

FOR 2022 10

ACCOUNTS	FOR:	ORIGINAL	REVISED	YTD EXPENDED	MTD EXPENDED	ENC/REQ	AVAILABLE	PCT	
08	Sewer	APPROP	BUDGET				BUDGET	USED	
431 Public Works - Authority									
08431001	40112	Wages	577,618	577,618	398,395.62	39,353.80	.00	179,222.38	69.0%
08431001	40172	HolidayPay	0	0	10,574.87	57.93	.00	-10,574.87	100.0%
08431001	40173	StandBy	7,000	7,000	6,553.75	490.00	.00	446.25	93.6%
08431001	40177	Sick Pay	0	0	6,257.29	140.22	.00	-6,257.29	100.0%
08431001	40180	OT Pay	40,000	40,000	33,633.02	745.91	.00	6,366.98	84.1%
08431001	40184	AttendInc	11,875	11,875	7,700.18	.00	.00	4,174.82	64.8%
08431001	40188	PTO	0	0	32,532.51	1,918.85	.00	-32,532.51	100.0%
08431001	40192	FICAEmploy	48,421	48,421	38,973.82	3,369.04	.00	9,447.18	80.5%
08431001	40195	workComIns	20,022	20,022	16,685.00	1,668.50	.00	3,337.00	83.3%
08431001	40196	HealthIns	195,341	195,341	124,607.58	12,268.22	.00	70,733.42	63.8%
08431001	40197	Pension	119,847	119,847	119,847.00	119,847.00	.00	.00	100.0%
08431001	40198	Dental	7,236	7,236	5,184.74	503.97	.00	2,051.26	71.7%
08431001	40199	Life Ins	3,704	3,704	2,877.43	253.98	.00	826.57	77.7%
08431001	40221	BEREAV	0	0	45.04	.00	.00	-45.04	100.0%
08431001	40901	Thrift Sav	12,790	12,790	9,888.37	569.22	.00	2,901.63	77.3%
08431002	40215	Postage	17,000	17,000	14,389.16	2,893.64	.00	2,610.84	84.6%
08431002	40233	ManRis	7,500	14,309	6,971.90	.00	3,492.00	3,844.60	73.1%
08431002	40238	UnifCloth	1,300	1,300	889.00	774.00	.00	411.00	68.4%
08431002	40240	GenGovMat	10,000	10,692	5,637.17	1,402.67	.00	5,054.33	52.7%
08431002	40260	SmToMiPurc	2,000	2,000	199.00	.00	.00	1,801.00	10.0%
08431002	40311	AccAudSrv	7,500	7,500	8,000.00	.00	.00	-500.00	106.7%
08431002	40313	EngSrv	50,000	50,000	58,328.73	8,538.39	.00	-8,328.73	116.7%
08431002	40314	LglSrv	40,000	40,000	.00	.00	.00	40,000.00	.0%
08431002	40321	TeleChrg	4,800	5,628	3,493.09	284.60	1,025.91	1,109.22	80.3%
08431002	40334	FrExpChg	500	500	38.52	.00	.00	461.48	7.7%
08431002	40341	Advertise	1,000	1,000	448.53	.00	2,000.00	-1,448.53	244.9%
08431002	40342	Printing	8,500	8,500	5,941.37	356.43	1,558.63	1,000.00	88.2%
08431002	40361	Electric	2,500	2,937	1,249.23	28.97	1,229.56	458.48	84.4%
08431002	40365	DisCOA	1,400,000	1,407,056	1,267,041.73	96,952.52	666,908.02	-526,893.62	137.4%
08431002	40370	MainSerRep	12,000	18,890	8,338.72	.00	1,428.00	9,123.28	51.7%
08431002	40378	INSOPEX	1,900	1,900	1,583.31	158.33	.00	316.69	83.3%
08431002	40384	VMEqRent	2,000	2,000	.00	.00	.00	2,000.00	.0%
08431002	40390	BanSrvChFE	250	250	.00	.00	.00	250.00	.0%
08431002	40420	DueSubMem	500	500	.00	.00	.00	500.00	.0%
08431002	40440	LaunUnClSr	4,500	6,303	1,141.15	188.32	720.95	4,441.08	29.5%
08431002	40450	ContrSrv	45,400	46,808	6,073.49	615.49	8,362.47	32,371.58	30.8%
08431002	40460	ContEduc	4,000	4,000	.00	.00	.00	4,000.00	.0%
08431002	40573	GenGovtExp	4,000	4,000	.00	.00	.00	4,000.00	.0%
08431002	40914	LicenReim	450	450	.00	.00	.00	450.00	.0%
08431002	40965	OpeEXReimb	60,000	60,000	49,396.89	.00	.00	10,603.11	82.3%

YTD BUDGET EXPENSES
OCTOBER 2022

FOR 2022 10

ACCOUNTS FOR: 08 Sewer	ORIGINAL APPROP	REVISED BUDGET	YTD EXPENDED	MTD EXPENDED	ENC/REQ	AVAILABLE BUDGET	PCT USED
08431002 45533 BadDebExp	50,000	50,000	.00	.00	.00	50,000.00	.0%
08431003 40322 EPA	325,000	325,000	.00	.00	.00	325,000.00	.0%
08431003 40730 Buildings	2,500	2,500	.00	.00	.00	2,500.00	.0%
08431003 40740 SystemImp	210,000	306,876	50,347.10	.00	48,826.84	207,702.16	32.3%
08431003 40760 MajMachEqu	443,000	815,808	816,472.49	.00	.00	-664.82	100.1%
TOTAL Public Works - Authority	3,761,954	4,257,560	3,119,736.80	293,380.00	735,552.38	402,270.93	90.6%
TOTAL Sewer	3,761,954	4,257,560	3,119,736.80	293,380.00	735,552.38	402,270.93	90.6%
TOTAL EXPENSES	3,761,954	4,257,560	3,119,736.80	293,380.00	735,552.38	402,270.93	

Refuse/Recycling Fund

SOUTH WHITEHALL TOWNSHIP, PA



BALANCE SHEET FOR 2022 10

FUND: 09 Refuse/Recycling			NET CHANGE FOR PERIOD	ACCOUNT BALANCE
ASSETS				
09	10000	Refuse Fund Checking	134,065.76	910,674.12
09	14530	Accounts Receivable	-765.65	26,443.99
09	14533	Allowance for Bad Debts	.00	-170,448.01
09	14542	Penalties - Usage Fees	-2,656.61	18,608.58
09	14544	Refuse Recycling/Hauling Fees	356,104.35	635,348.81
09	16400	Machinery and Equipment - FA	.00	15,000.00
09	16450	Accumulated Depreciation Machi	.00	-5,250.00
09	19999	Deferred Outflow - Pension	.00	35,190.00
TOTAL ASSETS			486,747.85	1,465,567.49
LIABILITIES				
09	20020	Accounts Payable	1,869.43	.00
09	20025	Accounts Payable Accrual	.00	-218,000.00
09	24600	Accrued Compensation Payable	.00	-32.96
09	25999	Net Pension Liability	.00	-87,426.00
09	29999	Deferred Inflow - Pension	.00	-121,654.00
TOTAL LIABILITIES			1,869.43	-427,112.96
FUND BALANCE				
09	18300	Estimated Revenue Control	.00	2,929,000.00
09	18500	Revenue Control	-710,769.29	-2,979,051.56
09	27998	Fund Balance Adjustment	.00	334,121.06
09	27999	Fund Balance	.00	-873,109.68
09	29100	Encumbrance Control	-214,957.20	651,537.22
09	29200	Appropriation Control	.00	-3,147,665.55
09	29400	Expenditure Control	222,152.01	2,479,585.65
09	29600	Budgetary Fund Balance Control	.00	218,665.55
09	29700	Fund Bal Reser for Encumbrance	214,957.20	-651,537.22
TOTAL FUND BALANCE			-488,617.28	-1,038,454.53
TOTAL LIABILITIES + FUND BALANCE			-486,747.85	-1,465,567.49

YTD BUDGET REVENUES
OCTOBER 2022

FOR 2022 10

ACCOUNTS FOR:	ORIGINAL ESTIM REV	REVISED EST REV	ACTUAL YTD REVENUE	ACTUAL MTD REVENUE	REMAINING REVENUE	PCT COLL
09 Refuse/Recycling						
426 Refuse Recycling						
09000009 36255 MiscellRev	-20,000	-20,000	-21,812.00	-1,136.00	1,812.00	109.1%
09000009 36258 CertFee	-7,000	-7,000	-5,880.00	.00	-1,120.00	84.0%
09000009 36413 PALFees	-20,000	-20,000	-42,762.89	-1,741.15	22,762.89	213.8%
09000009 36430 SolWasRev	-2,787,300	-2,787,300	-2,813,466.35	-706,749.85	26,166.35	100.9%
09000009 37390 PortFeeOfR	0	0	-6,947.72	-1,142.29	6,947.72	100.0%
09016009 35400 GrantRev	-111,000	-111,000	-102,376.60	.00	-8,623.40	92.2%
09016009 37399 GroffRev	16,300	16,300	14,194.00	.00	2,106.00	87.1%
TOTAL Refuse Recycling	-2,929,000	-2,929,000	-2,979,051.56	-710,769.29	50,051.56	101.7%
TOTAL Refuse/Recycling	-2,929,000	-2,929,000	-2,979,051.56	-710,769.29	50,051.56	101.7%
TOTAL REVENUES	-2,929,000	-2,929,000	-2,979,051.56	-710,769.29	50,051.56	

YTD BUDGET EXPENSES
OCTOBER 2022

FOR 2022 10

ACCOUNTS FOR:	ORIGINAL APPROP	REVISED BUDGET	YTD EXPENDED	MTD EXPENDED	ENC/REQ	AVAILABLE BUDGET	PCT USED
09 Refuse/Recycling							
426 Refuse Recycling							
09426001 40112 Wages	47,269	47,269	36,131.75	3,539.08	.00	11,137.25	76.4%
09426001 40113 SpAlloc	169,071	169,071	169,070.00	.00	.00	1.00	100.0%
09426001 40172 HolidayPay	0	0	1,090.80	.00	.00	-1,090.80	100.0%
09426001 40177 Sick Pay	0	0	181.80	.00	.00	-181.80	100.0%
09426001 40180 OT Pay	2,500	2,500	209.07	.00	.00	2,290.93	8.4%
09426001 40188 PTO	0	0	2,727.01	181.80	.00	-2,727.01	100.0%
09426001 40221 BEREAV	0	0	363.60	.00	.00	-363.60	100.0%
09426002 40215 Postage	16,000	16,000	15,884.68	2,927.77	.00	115.32	99.3%
09426002 40217 LeafColl	27,500	27,500	.00	.00	.00	27,500.00	.0%
09426002 40241 GenGovSup	15,000	15,000	.00	.00	.00	15,000.00	.0%
09426002 40310 ProfSrv	2,000	2,000	.00	.00	.00	2,000.00	.0%
09426002 40314 LglServ	10,000	10,000	2,394.00	513.00	.00	7,606.00	23.9%
09426002 40341 Adv/Print	7,000	8,145	6,033.16	557.42	.00	2,111.64	74.1%
09426002 40347 RESEDU	2,000	2,000	2,168.00	.00	.00	-168.00	108.4%
09426002 40365 DispFee	53,000	53,000	59,870.00	.00	.00	-6,870.00	113.0%
09426002 40450 ContrServ	2,617,224	2,795,181	2,183,461.78	214,432.94	651,537.22	-39,818.25	101.4%
TOTAL Refuse Recycling	2,968,564	3,147,666	2,479,585.65	222,152.01	651,537.22	16,542.68	99.5%
TOTAL Refuse/Recycling	2,968,564	3,147,666	2,479,585.65	222,152.01	651,537.22	16,542.68	99.5%
TOTAL EXPENSES	2,968,564	3,147,666	2,479,585.65	222,152.01	651,537.22	16,542.68	

Campus Renovation Fund

BALANCE SHEET FOR 2022 10

FUND: 18 Campus Renovation			NET CHANGE FOR PERIOD	ACCOUNT BALANCE
ASSETS				
18	10000	Checking - Campus Reno	.00	1,013,141.03
18	10122	Campus Reno MM- Republic Bank	-29.46	1,588.22
	TOTAL ASSETS		-29.46	1,014,729.25
LIABILITIES				
18	20025	Accounts Payable Accrual	.00	-88,827.65
18	29000	Interfund Transfer	.00	-635,893.76
	TOTAL LIABILITIES		.00	-724,721.41
FUND BALANCE				
18	18500	Revenue Control	-.54	-2.84
18	27999	Fund Balance	.00	-290,140.00
18	29400	Expenditure Control	30.00	135.00
	TOTAL FUND BALANCE		29.46	-290,007.84
	TOTAL LIABILITIES + FUND BALANCE		29.46	-1,014,729.25

YTD BUDGET REVENUES
OCTOBER 2022

FOR 2022 10

ACCOUNTS FOR: 18	Campus Renovation	ORIGINAL ESTIM REV	REVISED EST REV	ACTUAL YTD REVENUE	ACTUAL MTD REVENUE	REMAINING REVENUE	PCT COLL
500 Campus Renovation							
18500003	34101 IntChecRev	0	0	-2.84	-.54	2.84	100.0%
	TOTAL Campus Renovation	0	0	-2.84	-.54	2.84	100.0%
	TOTAL Campus Renovation	0	0	-2.84	-.54	2.84	100.0%
	TOTAL REVENUES	0	0	-2.84	-.54	2.84	

YTD BUDGET EXPENSES
OCTOBER 2022

FOR 2022 10

ACCOUNTS FOR: 18	Campus Renovation	ORIGINAL APPROP	REVISED BUDGET	YTD EXPENDED	MTD EXPENDED	ENC/REQ	AVAILABLE BUDGET	PCT USED
500 Campus Renovation								
18500003	40390 BanSrvChFE	0	0	135.00	30.00	.00	-135.00	100.0%
TOTAL Campus Renovation		0	0	135.00	30.00	.00	-135.00	100.0%
TOTAL Campus Renovation		0	0	135.00	30.00	.00	-135.00	100.0%
TOTAL EXPENSES		0	0	135.00	30.00	.00	-135.00	

Capital Reserve Fund

BALANCE SHEET FOR 2022 10

FUND: 30 Capital Reserve			NET CHANGE FOR PERIOD	ACCOUNT BALANCE
ASSETS				
30	10000	Capital Reserve Fund Checking	-79,916.50	536,250.40
30	12450	Revenue Accrual	.00	57,969.30
30	19000	Interfund Transfer	.00	48,252.65
TOTAL ASSETS			-79,916.50	642,472.35
LIABILITIES				
30	20020	Accounts Payable	2,229.50	.00
30	20025	Accounts Payable Accrual	.00	-188,079.13
30	29000	Interfund Transfer	.00	-689,625.00
30	29800	Deferred Rev.	.00	24,297.93
TOTAL LIABILITIES			2,229.50	-853,406.20
FUND BALANCE				
30	18300	Estimated Revenue Control	.00	-46,970.00
30	18500	Revenue Control	.00	-1,580,813.00
30	27998	Fund Balance Adjustment	.00	-6,651,974.56
30	27999	Fund Balance	.00	7,073,998.87
30	29100	Encumbrance Control	94,829.67	783,900.90
30	29200	Appropriation Control	.00	-2,745,744.66
30	29400	Expenditure Control	77,687.00	1,369,722.54
30	29600	Budgetary Fund Balance Control	.00	2,792,714.66
30	29700	Fund Bal Reser for Encumbrance	-94,829.67	-783,900.90
TOTAL FUND BALANCE			77,687.00	210,933.85
TOTAL LIABILITIES + FUND BALANCE			79,916.50	-642,472.35

YTD BUDGET REVENUES
OCTOBER 2022

FOR 2022 10

ACCOUNTS FOR:	ORIGINAL ESTIM REV	REVISED EST REV	ACTUAL YTD REVENUE	ACTUAL MTD REVENUE	REMAINING REVENUE	PCT COLL
30 Capital Reserve						
000 Undefined						
30 39000 IntFundTra	0	0	-1,580,813.00	.00	1,580,813.00	100.0%
30000009 35400 GrantRev	30,000	30,000	.00	.00	30,000.00	.0%
30000009 35973 JC#3 DP	15,000	15,000	.00	.00	15,000.00	.0%
30000009 35980 KRMPGrant	1,970	1,970	.00	.00	1,970.00	.0%
TOTAL Undefined	46,970	46,970	-1,580,813.00	.00	1,627,783.00	-3365.6%
TOTAL Capital Reserve	46,970	46,970	-1,580,813.00	.00	1,627,783.00	-3365.6%
TOTAL REVENUES	46,970	46,970	-1,580,813.00	.00	1,627,783.00	

YTD BUDGET EXPENSES
OCTOBER 2022

FOR 2022 10

ACCOUNTS FOR:	ORIGINAL APPROP	REVISED BUDGET	YTD EXPENDED	MTD EXPENDED	ENC/REQ	AVAILABLE BUDGET	PCT USED
30 Capital Reserve							
406 Administrative							
30406003 40801 PropImp	0	0	101,505.70	.00	.00	-101,505.70	100.0%
TOTAL Administrative	0	0	101,505.70	.00	.00	-101,505.70	100.0%

YTD BUDGET EXPENSES
OCTOBER 2022

FOR 2022 10

ACCOUNTS FOR:	ORIGINAL APPROP	REVISED BUDGET	YTD EXPENDED	MTD EXPENDED	ENC/REQ	AVAILABLE BUDGET	PCT USED
30 Capital Reserve							
410 Police							
30410003 40720 Vehicles	217,113	217,113	111,617.10	.00	96,592.84	8,903.06	95.9%
TOTAL Police	217,113	217,113	111,617.10	.00	96,592.84	8,903.06	95.9%

YTD BUDGET EXPENSES
OCTOBER 2022

FOR 2022 10

ACCOUNTS FOR:	ORIGINAL APPROP	REVISED BUDGET	YTD EXPENDED	MTD EXPENDED	ENC/REQ	AVAILABLE BUDGET	PCT USED
30 Capital Reserve							
415 Emergency Management							
30415003 40720 Vehicles	40,000	40,000	36,100.00	.00	.00	3,900.00	90.3%
30415003 40760 MajMachEqu	50,000	50,000	50,000.00	50,000.00	.00	.00	100.0%
TOTAL Emergency Management	90,000	90,000	86,100.00	50,000.00	.00	3,900.00	95.7%

YTD BUDGET EXPENSES
OCTOBER 2022

FOR 2022 10

ACCOUNTS FOR:	ORIGINAL APPROP	REVISED BUDGET	YTD EXPENDED	MTD EXPENDED	ENC/REQ	AVAILABLE BUDGET	PCT USED
30 Capital Reserve							
430 Public Works - General Service							
30430003 40610 StreetCont	1,000,000	1,000,000	785,402.14	.00	.00	214,597.86	78.5%
30430003 40720 Vehicles	174,700	246,910	162,109.66	.00	87,377.00	-2,577.00	101.0%
30430003 40800 Contingenc	850,000	850,000	15,452.00	15,452.00	385,633.00	448,915.00	47.2%
TOTAL Public Works - General Serv	2,024,700	2,096,910	962,963.80	15,452.00	473,010.00	660,935.86	68.5%

YTD BUDGET EXPENSES
OCTOBER 2022

FOR 2022 10

ACCOUNTS FOR:	ORIGINAL APPROP	REVISED BUDGET	YTD EXPENDED	MTD EXPENDED	ENC/REQ	AVAILABLE BUDGET	PCT USED
30 Capital Reserve							
451 Recreation Administration							
30451003 40801 PropImp	0	13,060	13,060.00	.00	.00	.00	100.0%
30451003 40973 JC#3 DP	187,000	212,162	35,235.79	.00	159,803.21	17,123.00	91.9%
30451003 40981 CBPlay	15,000	94,500	37,240.15	12,235.00	54,494.85	2,765.00	97.1%
TOTAL Recreation Administration	202,000	319,722	85,535.94	12,235.00	214,298.06	19,888.00	93.8%

YTD BUDGET EXPENSES
OCTOBER 2022

FOR 2022 10

ACCOUNTS FOR:	ORIGINAL APPROP	REVISED BUDGET	YTD EXPENDED	MTD EXPENDED	ENC/REQ	AVAILABLE BUDGET	PCT USED
30 Capital Reserve							
460 Community Development							
30460003 40720 Vehicles	22,000	22,000	22,000.00	.00	.00	.00	100.0%
TOTAL Community Development	22,000	22,000	22,000.00	.00	.00	.00	100.0%
TOTAL Capital Reserve	2,555,813	2,745,745	1,369,722.54	77,687.00	783,900.90	592,121.22	78.4%
TOTAL EXPENSES	2,555,813	2,745,745	1,369,722.54	77,687.00	783,900.90	592,121.22	

State Highway Aid Fund

BALANCE SHEET FOR 2022 10

FUND: 35 State Highway Aid			NET CHANGE FOR PERIOD	ACCOUNT BALANCE
ASSETS				
35	10000	State Highway Aid Checking	-51,755.54	608,416.91
	TOTAL ASSETS		-51,755.54	608,416.91
LIABILITIES				
35	20020	Accounts Payable	26,488.12	.00
35	20025	Accounts Payable Accrual	.00	-23,997.27
	TOTAL LIABILITIES		26,488.12	-23,997.27
FUND BALANCE				
35	18300	Estimated Revenue Control	.00	665,000.00
35	18500	Revenue Control	.00	-706,011.82
35	27998	Fund Balance Adjustment	.00	4,525.25
35	27999	Fund Balance	.00	-316,884.99
35	29100	Encumbrance Control	-25,267.42	343,136.83
35	29200	Appropriation Control	.00	-864,075.92
35	29400	Expenditure Control	25,267.42	433,951.92
35	29600	Budgetary Fund Balance Control	.00	199,075.92
35	29700	Fund Bal Reser for Encumbrance	25,267.42	-343,136.83
	TOTAL FUND BALANCE		25,267.42	-584,419.64
	TOTAL LIABILITIES + FUND BALANCE		51,755.54	-608,416.91

YTD BUDGET REVENUES
OCTOBER 2022

FOR 2022 10

ACCOUNTS FOR:	ORIGINAL ESTIM REV	REVISED EST REV	ACTUAL YTD REVENUE	ACTUAL MTD REVENUE	REMAINING REVENUE	PCT COLL
35 State Highway Aid						
000 Undefined						
35000009 34101 IntChecRev	0	0	-176.76	.00	176.76	100.0%
35010009 35400 GrantRev	-665,000	-665,000	-705,835.06	.00	40,835.06	106.1%
TOTAL Undefined	-665,000	-665,000	-706,011.82	.00	41,011.82	106.2%
TOTAL State Highway Aid	-665,000	-665,000	-706,011.82	.00	41,011.82	106.2%
TOTAL REVENUES	-665,000	-665,000	-706,011.82	.00	41,011.82	

YTD BUDGET EXPENSES
OCTOBER 2022

FOR 2022 10

ACCOUNTS FOR:	ORIGINAL APPROP	REVISED BUDGET	YTD EXPENDED	MTD EXPENDED	ENC/REQ	AVAILABLE BUDGET	PCT USED
35 State Highway Aid							
406 Administrative							
35406002 40376 strtLight	350,000	405,360	269,301.50	25,267.42	94,209.57	41,848.79	89.7%
TOTAL Administrative	350,000	405,360	269,301.50	25,267.42	94,209.57	41,848.79	89.7%

YTD BUDGET EXPENSES
OCTOBER 2022

FOR 2022 10

ACCOUNTS FOR:	ORIGINAL APPROP	REVISED BUDGET	YTD EXPENDED	MTD EXPENDED	ENC/REQ	AVAILABLE BUDGET	PCT USED
35 State Highway Aid							
430 Public Works - General Service							
35430002 40216 Salt	150,000	150,000	133,533.86	.00	7,042.86	9,423.28	93.7%
35430002 40798 TraffMaint	50,000	59,574	10,113.66	.00	49,358.40	102.00	99.8%
35430003 40611 Bridge Mai	20,000	20,000	.00	.00	.00	20,000.00	.0%
35430003 40720 Vehicles	192,500	192,500	.00	.00	192,526.00	-26.00	100.0%
35430003 40760 MajMachEqu	36,642	36,642	21,002.90	.00	.00	15,639.10	57.3%
TOTAL Public Works - General serv	449,142	458,716	164,650.42	.00	248,927.26	45,138.38	90.2%
TOTAL State Highway Aid	799,142	864,076	433,951.92	25,267.42	343,136.83	86,987.17	89.9%
TOTAL EXPENSES	799,142	864,076	433,951.92	25,267.42	343,136.83	86,987.17	

EMA/EMS Fund

BALANCE SHEET FOR 2022 10

FUND: 45 EMA/EMS			NET CHANGE FOR PERIOD	ACCOUNT BALANCE
ASSETS				
45	10000	Checking	50,000.00	50,100.00
	TOTAL ASSETS		50,000.00	50,100.00
FUND BALANCE				
45	18500	Revenue Control	-50,000.00	-50,000.00
45	27999	Fund Balance	.00	-100.00
	TOTAL FUND BALANCE		-50,000.00	-50,100.00
TOTAL LIABILITIES + FUND BALANCE			-50,000.00	-50,100.00

Fiscal Stability Fund

BALANCE SHEET FOR 2022 10

FUND: 50 Fiscal Stability Fund			NET CHANGE FOR PERIOD	ACCOUNT BALANCE
ASSETS				
50	10120	Money Market (Neffs)	4,486.93	233,243.41
50	10121	CD Neffs	.00	2,208,270.01
50	19000	Interfund Transfer	.00	1,000,000.00
TOTAL ASSETS			4,486.93	3,441,513.42
FUND BALANCE				
50	18500	Revenue Control	-4,486.93	-26,520.00
50	27998	Fund Balance Adjustment	.00	2,875.83
50	27999	Fund Balance	.00	-3,417,869.25
TOTAL FUND BALANCE			-4,486.93	-3,441,513.42
TOTAL LIABILITIES + FUND BALANCE			-4,486.93	-3,441,513.42

** END OF REPORT - Generated by Kristin Blahnik **