

**TOWNSHIP OF SOUTH WHITEHALL
LEHIGH COUNTY, PENNSYLVANIA**

PUBLIC SAFETY COMMISSION

PUBLIC MEETING

MINUTES

August 1, 2022

A Public Meeting of the South Whitehall Township Public Safety Commission was held on the above date in the Township Municipal Building located at 4444 Walbert Avenue, Allentown, Lehigh County, Pennsylvania.

Members attending were:

Thomas Yezerski, Chairman
Glen Dorney, Chief, Police Department
Jay Heicklen, Chief, Cetronia Fire Department
Jeff Kelly, Emergency Management Coordinator
Barry Search, Chief, Woodlawn Fire Department
Michael Smith, At Large Member

Board of Commissioner Members attending were:

Monica Hodges
Diane Kelly

Others attending were:

Ricardo Diaz, Deputy Chief, Cetronia Fire Company
Adam Garger, Assistant Chief, Woodlawn Fire Department
Chris Mariner, Assistant Chief, Woodlawn Fire Department

Township Staff attending were:

Gregg Adams, Planner
Herb Bender, Interim Township Manager
John Frantz, Fire Marshal
Jason Grozier, Sergeant, Police Department
Christopher Kiskeravage, Township Fire Commissioner
Michael Sorrentino, Captain, Police Department

AGENDA ITEM #1 - CALL TO ORDER

The meeting was called to order at 7:05 p.m.

AGENDA ITEM #2 - APPROVAL OF MINUTES

The minutes of July 11, 2022 were approved as submitted.

AGENDA ITEM #3 - OLD BUSINESS

None.

AGENDA ITEM #4 – COURTESY OF THE FLOOR

Coordinator Kelly inquired about the status of requiring property owners to install emergency responder radio system in new buildings.

Mr. Frantz indicated that the requirement is not being enforced at the current time due to Lehigh County indicating that the radio system will be changed and upgraded in the near future. Requiring building owners to install a system under the current radio configuration would render them inoperable once the new county system is operational. A new system would then need to be installed by the property owners.

The Commission made the recommendation that the requirement to install emergency responder radio systems be enforced without waiting for the new county radio system to be implemented.

AGENDA ITEM #5 - NEW BUSINESS

A. Commissioner's Report

None.

B. Fire Companies Report

Chief Heicklen submitted the response report via email for Cetronia for the month of July 2022. It is included as an attachment to these minutes. Cetronia responded to sixty-four calls for the month of July 2022. The severity of incidents has seemed to increase during this month.

Assistant Chief Garger indicated that Greenawalds responded to sixty-six calls for the month of July 2022.

Chief Neas submitted the response reports via email for Tri-Clover for the month of July 2022 and year-to-date 2022. They are included as

attachments to these minutes. Tri-Clover responded to seventeen calls for the month of July 2022 and one hundred and sixty-nine calls year to date 2022.

Chief Search submitted the response report for Woodlawn for the month of July 2022. It is included as an attachment to these minutes. Woodlawn responded to eighty-eight calls for the month of July 2022.

C. Fire Commissioner Report

The Smoke detector give-away at the Prepare South Whitehall event has been approved by the Township Solicitor's office.

D. Emergency Management Team Report

A PA Route 309 corridor betterment project is expected to start in 2024 and take three years to complete. This project will have significant traffic impact during its construction.

A parent/student reunification drill was held by the Parkland School District at the Parkland High School.

Lehigh County held a rescue task force drill at the Springhouse Middle School on Saturday July 30, 2022.

A tabletop drill was held at Temple Beth El.

A child car seat check station at the Prepare Parkland event may not be logistically feasible. Anyone requesting information on child car seats will be encouraged to make an appointment with the police.

The traffic flow around the Cedarbrook Nursing Home is changing as the construction project enters a new phase. The traffic flow map will be sent to the emergency services.

The Pennsylvania Department of Environmental Protection has issued violation notice to GEO Specialty Chemicals regarding their two recent hazardous materials releases. The materials that were released never left the GEO Chemicals property.

E. Police Report

Sergeant Grozier reported that the Police responded to one thousand, one hundred and eighty-five calls, had one hundred reported crimes, and made fifty-one arrests for the month of July 2022.

The national night out event will be held on August 2, 2022 at Covered Bridge Park from 17:00 to 20:00.

F. Emergency Medical Services Report

Mr. Frantz indicated that Executive Officer Mateff would not be in attendance at this meeting and would provide the July report at the September Commission meeting.

G. Parkland School District Report

None.

H. Subdivision Review

1. 1670 Church Road Padda Properties LLC – Major Plan 2022-104

Mr. Frantz reported that this is the full plan set submittal for this project. The Commission had previously reviewed the sketch plan and recommended that a fire hydrant be installed near the building.

The full plan set does indicate that a fire hydrant will be installed near the property on Church Road.

The Commission made no recommendations to the plan.

Planner Adams indicated that Township staff are concerned that trucks for the new warehouse on Chapmans Road will use this portion of Church Road to access the warehouse. This will result in the need for a sharp right turn from Church Road onto eastbound Chapmans Road that will result in trucks leaving the road surface and damaging property.

Township staff are looking for recommendations from the Commission concerning possible configurations of Church Road west of the Padda and PPL properties. The options are doing nothing and leaving the road westbound only west of the PPL driveway, severing the road and installing a cul-de-sac east of the Norfolk Southern crossing, or making the road eastbound only from Chapmans Road to east of the crossing

and also installing a cul-de-sac for truck turn-around east of the crossing.

The Commission made the recommendation that the current westbound only configuration be maintained.

2. Montar Group LLC – Major Plan 2022-107

The Commission made the recommendation that the driveway to the property be configured as a right turn in/right turn out.

I. Address Assignments

None.

AGENDA ITEM #6 - ADJOURNMENT

The meeting was adjourned at 7:35 p.m.

ADOPTED THIS DATE:

ATTEST:

Secretary

Chairman

Cetronia Fire Dept.

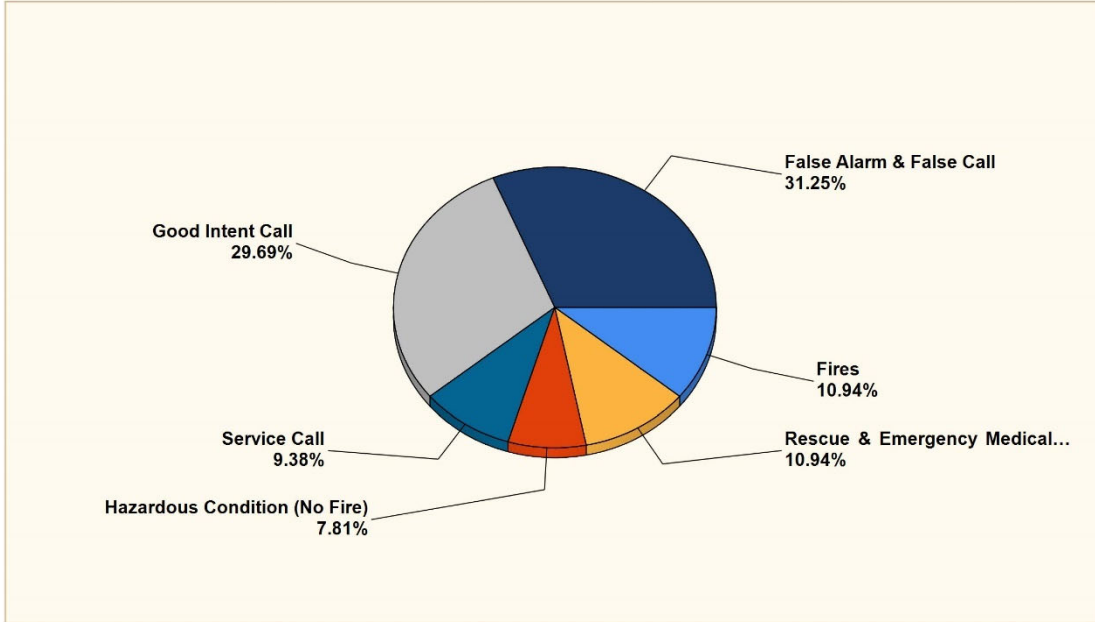
Allentown, PA

This report was generated on 8/1/2022 6:52:40 PM



Breakdown by Major Incident Types for Date Range

Zone(s): All Zones | Start Date: 07/01/2022 | End Date: 07/31/2022



MAJOR INCIDENT TYPE	# INCIDENTS	% of TOTAL
Fires	7	10.94%
Rescue & Emergency Medical Service	7	10.94%
Hazardous Condition (No Fire)	5	7.81%
Service Call	6	9.38%
Good Intent Call	19	29.69%
False Alarm & False Call	20	31.25%
TOTAL	64	100%

Only REVIEWED and/or LOCKED IMPORTED incidents are included. Summary results for a major incident type are not displayed if the count is zero.



Detailed Breakdown by Incident Type		
INCIDENT TYPE	# INCIDENTS	% of TOTAL
111 - Building fire	3	4.69%
113 - Cooking fire, confined to container	2	3.12%
143 - Grass fire	1	1.56%
173 - Cultivated trees or nursery stock fire	1	1.56%
311 - Medical assist, assist EMS crew	4	6.25%
352 - Extrication of victim(s) from vehicle	2	3.12%
353 - Removal of victim(s) from stalled elevator	1	1.56%
413 - Oil or other combustible liquid spill	2	3.12%
440 - Electrical wiring/equipment problem, other	2	3.12%
463 - Vehicle accident, general cleanup	1	1.56%
520 - Water problem, other	1	1.56%
540 - Animal problem, other	1	1.56%
542 - Animal rescue	1	1.56%
551 - Assist police or other governmental agency	2	3.12%
554 - Assist invalid	1	1.56%
600 - Good intent call, other	2	3.12%
611 - Dispatched & cancelled en route	12	18.75%
622 - No incident found on arrival at dispatch address	3	4.69%
671 - HazMat release investigation w/no HazMat	2	3.12%
700 - False alarm or false call, other	1	1.56%
710 - Malicious, mischievous false call, other	1	1.56%
714 - Central station, malicious false alarm	1	1.56%
733 - Smoke detector activation due to malfunction	4	6.25%
735 - Alarm system sounded due to malfunction	2	3.12%
743 - Smoke detector activation, no fire - unintentional	4	6.25%
744 - Detector activation, no fire - unintentional	3	4.69%
745 - Alarm system activation, no fire - unintentional	2	3.12%
746 - Carbon monoxide detector activation, no CO	2	3.12%
TOTAL INCIDENTS:	64	100%

Only REVIEWED and/or LOCKED IMPORTED incidents are included. Summary results for a major incident type are not displayed if the count is zero.

Woodlawn Fire Department

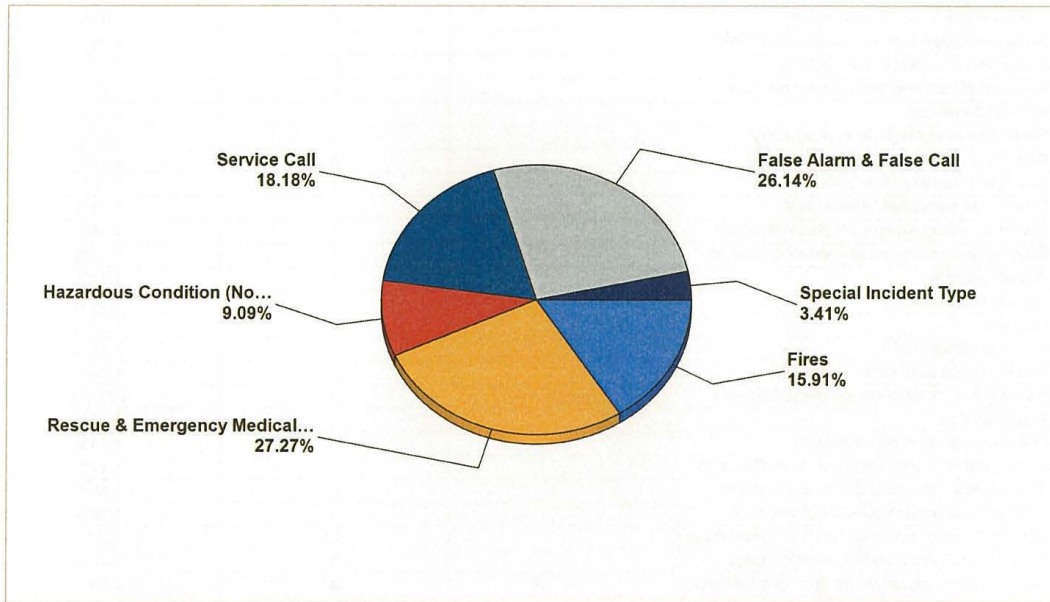
Allentown, PA

This report was generated on 8/1/2022 10:23:22 AM



Breakdown by Major Incident Types for Date Range

Zone(s): All Zones | Start Date: 07/01/2022 | End Date: 07/31/2022



MAJOR INCIDENT TYPE	# INCIDENTS	% of TOTAL
Fires	14	15.91%
Rescue & Emergency Medical Service	24	27.27%
Hazardous Condition (No Fire)	8	9.09%
Service Call	16	18.18%
False Alarm & False Call	23	26.14%
Special Incident Type	3	3.41%
TOTAL	88	100%

Only REVIEWED and/or LOCKED IMPORTED incidents are included. Summary results for a major incident type are not displayed if the count is zero.



emergencyreporting.com
Doc Id: 553
Page # 1 of 2

Detailed Breakdown by Incident Type		
INCIDENT TYPE	# INCIDENTS	% of TOTAL
111 - Building fire	11	12.5%
151 - Outside rubbish, trash or waste fire	1	1.14%
160 - Special outside fire, other	2	2.27%
311 - Medical assist, assist EMS crew	2	2.27%
321 - EMS call, excluding vehicle accident with injury	9	10.23%
322 - Motor vehicle accident with injuries	6	6.82%
323 - Motor vehicle/pedestrian accident (MV Ped)	1	1.14%
352 - Extrication of victim(s) from vehicle	2	2.27%
353 - Removal of victim(s) from stalled elevator	2	2.27%
356 - High-angle rescue	1	1.14%
357 - Extrication of victim(s) from machinery	1	1.14%
411 - Gasoline or other flammable liquid spill	3	3.41%
412 - Gas leak (natural gas or LPG)	1	1.14%
413 - Oil or other combustible liquid spill	1	1.14%
440 - Electrical wiring/equipment problem, other	1	1.14%
461 - Building or structure weakened or collapsed	1	1.14%
462 - Aircraft standby	1	1.14%
500 - Service Call, other	1	1.14%
511 - Lock-out	1	1.14%
522 - Water or steam leak	1	1.14%
550 - Public service assistance, other	1	1.14%
551 - Assist police or other governmental agency	9	10.23%
553 - Public service	2	2.27%
555 - Defective elevator, no occupants	1	1.14%
733 - Smoke detector activation due to malfunction	1	1.14%
735 - Alarm system sounded due to malfunction	4	4.55%
740 - Unintentional transmission of alarm, other	1	1.14%
743 - Smoke detector activation, no fire - unintentional	12	13.64%
744 - Detector activation, no fire - unintentional	1	1.14%
745 - Alarm system activation, no fire - unintentional	4	4.55%
900 - Special type of incident, other	2	2.27%
911 - Citizen complaint	1	1.14%
TOTAL INCIDENTS:	88	100%

Only REVIEWED and/or LOCKED IMPORTED incidents are included. Summary results for a major incident type are not displayed if the count is zero.



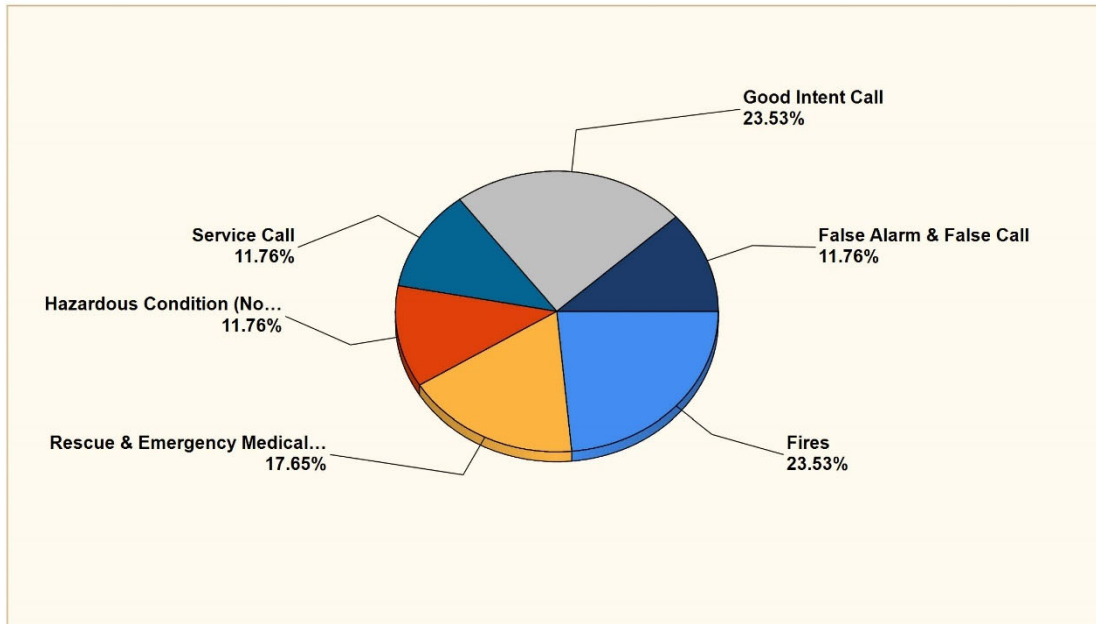
Tri Clover Fire Company

Orefield, PA

This report was generated on 8/1/2022 12:29:10 PM

Breakdown by Major Incident Types for Date Range

Zone(s): All Zones | Start Date: 07/01/2022 | End Date: 07/31/2022



MAJOR INCIDENT TYPE	# INCIDENTS	% of TOTAL
Fires	4	23.53%
Rescue & Emergency Medical Service	3	17.65%
Hazardous Condition (No Fire)	2	11.76%
Service Call	2	11.76%
Good Intent Call	4	23.53%
False Alarm & False Call	2	11.76%
TOTAL	17	100%

Only REVIEWED and/or LOCKED IMPORTED incidents are included. Summary results for a major incident type are not displayed if the count is zero.

Detailed Breakdown by Incident Type		
INCIDENT TYPE	# INCIDENTS	% of TOTAL
111 - Building fire	1	5.88%
131 - Passenger vehicle fire	1	5.88%
140 - Natural vegetation fire, other	1	5.88%
151 - Outside rubbish, trash or waste fire	1	5.88%
311 - Medical assist, assist EMS crew	1	5.88%
321 - EMS call, excluding vehicle accident with injury	1	5.88%
322 - Motor vehicle accident with injuries	1	5.88%
411 - Gasoline or other flammable liquid spill	2	11.76%
551 - Assist police or other governmental agency	2	11.76%
611 - Dispatched & cancelled en route	4	23.53%
735 - Alarm system sounded due to malfunction	1	5.88%
745 - Alarm system activation, no fire - unintentional	1	5.88%
TOTAL INCIDENTS:	17	100%

Only REVIEWED and/or LOCKED IMPORTED incidents are included. Summary results for a major incident type are not displayed if the count is zero.

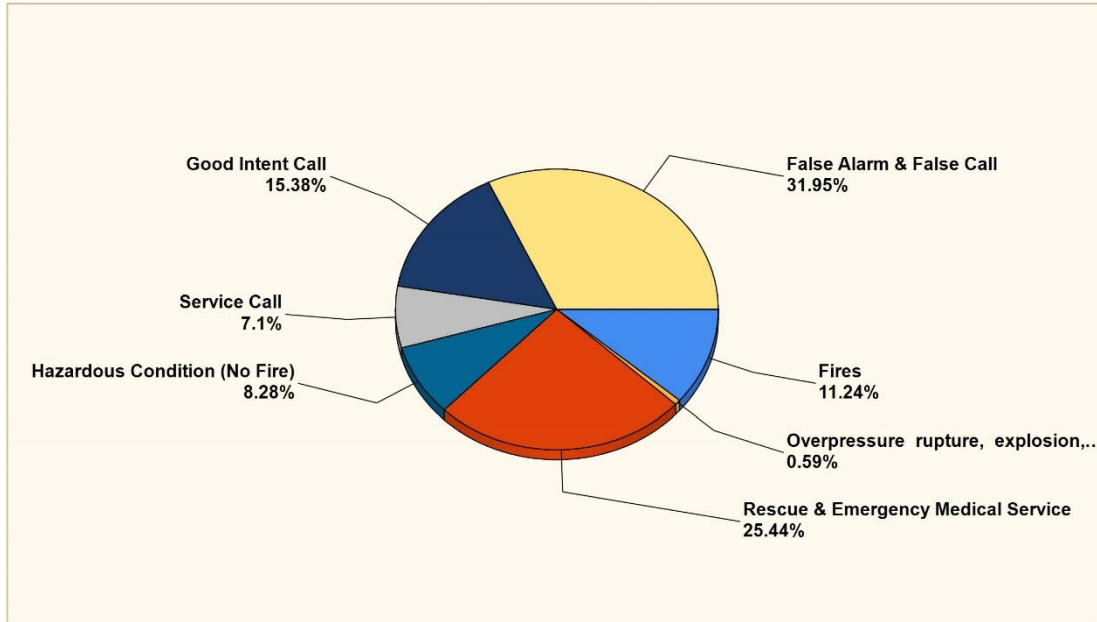
Tri Clover Fire Company

Orefield, PA

This report was generated on 8/1/2022 12:30:06 PM

Breakdown by Major Incident Types for Date Range

Zone(s): All Zones | Start Date: 01/01/2022 | End Date: 12/31/2022



MAJOR INCIDENT TYPE	# INCIDENTS	% of TOTAL
Fires	19	11.24%
Overpressure rupture, explosion, overhear - no fire	1	0.59%
Rescue & Emergency Medical Service	43	25.44%
Hazardous Condition (No Fire)	14	8.28%
Service Call	12	7.1%
Good Intent Call	26	15.38%
False Alarm & False Call	54	31.95%
TOTAL	169	100%

Only REVIEWED and/or LOCKED IMPORTED incidents are included. Summary results for a major incident type are not displayed if the count is zero.

Detailed Breakdown by Incident Type		
INCIDENT TYPE	# INCIDENTS	% of TOTAL
100 - Fire, other	1	0.59%
111 - Building fire	10	5.92%
113 - Cooking fire, confined to container	2	1.18%
131 - Passenger vehicle fire	2	1.18%
140 - Natural vegetation fire, other	1	0.59%
151 - Outside rubbish, trash or waste fire	1	0.59%
160 - Special outside fire, other	1	0.59%
162 - Outside equipment fire	1	0.59%
251 - Excessive heat, scorch burns with no ignition	1	0.59%
311 - Medical assist, assist EMS crew	15	8.88%
321 - EMS call, excluding vehicle accident with injury	7	4.14%
322 - Motor vehicle accident with injuries	18	10.65%
323 - Motor vehicle/pedestrian accident (MV Ped)	1	0.59%
350 - Extrication, rescue, other	1	0.59%
363 - Swift water rescue	1	0.59%
400 - Hazardous condition, other	1	0.59%
411 - Gasoline or other flammable liquid spill	2	1.18%
413 - Oil or other combustible liquid spill	2	1.18%
440 - Electrical wiring/equipment problem, other	1	0.59%
441 - Heat from short circuit (wiring), defective/worn	1	0.59%
444 - Power line down	2	1.18%
445 - Arcing, shorted electrical equipment	1	0.59%
463 - Vehicle accident, general cleanup	4	2.37%
520 - Water problem, other	1	0.59%
542 - Animal rescue	1	0.59%
551 - Assist police or other governmental agency	7	4.14%
561 - Unauthorized burning	2	1.18%
571 - Cover assignment, standby, moveup	1	0.59%
611 - Dispatched & cancelled en route	18	10.65%
621 - Wrong location	1	0.59%
622 - No incident found on arrival at dispatch address	4	2.37%
650 - Steam, other gas mistaken for smoke, other	1	0.59%
652 - Steam, vapor, fog or dust thought to be smoke	2	1.18%
733 - Smoke detector activation due to malfunction	2	1.18%
735 - Alarm system sounded due to malfunction	22	13.02%
736 - CO detector activation due to malfunction	4	2.37%
741 - Sprinkler activation, no fire - unintentional	3	1.78%
745 - Alarm system activation, no fire - unintentional	23	13.61%
TOTAL INCIDENTS:	169	100%

Only REVIEWED and/or LOCKED IMPORTED incidents are included. Summary results for a major incident type are not displayed if the count is zero.