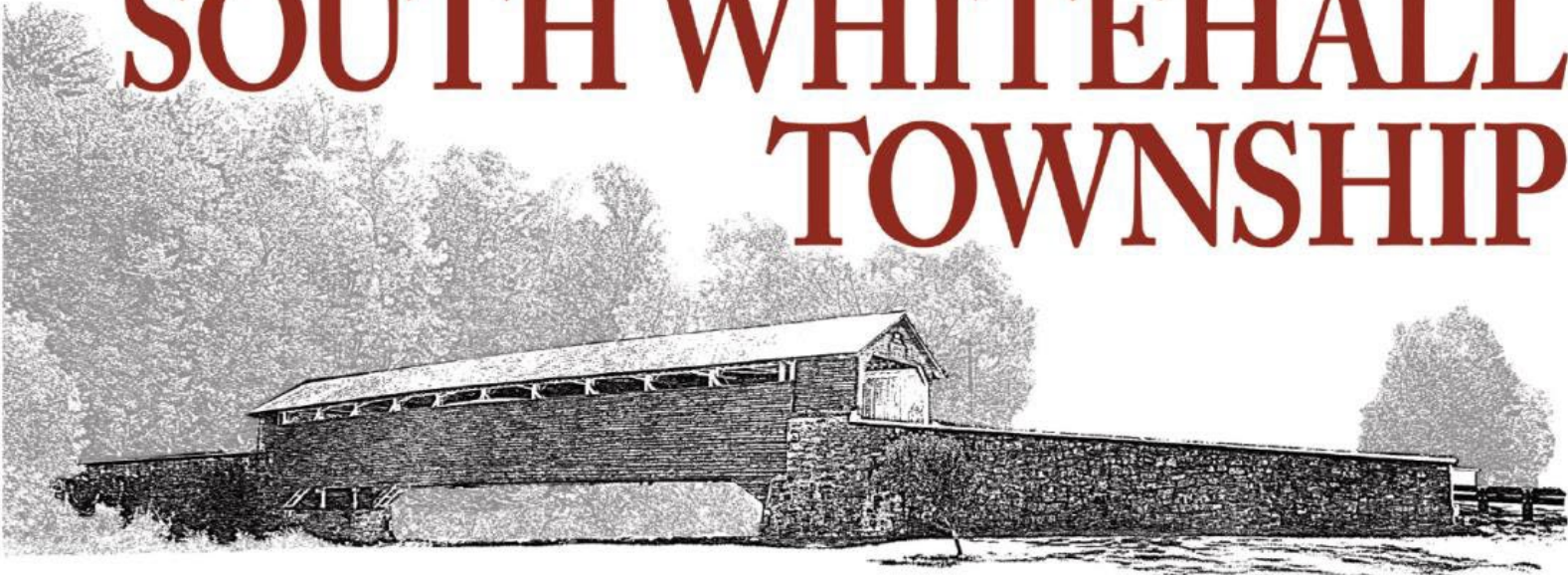


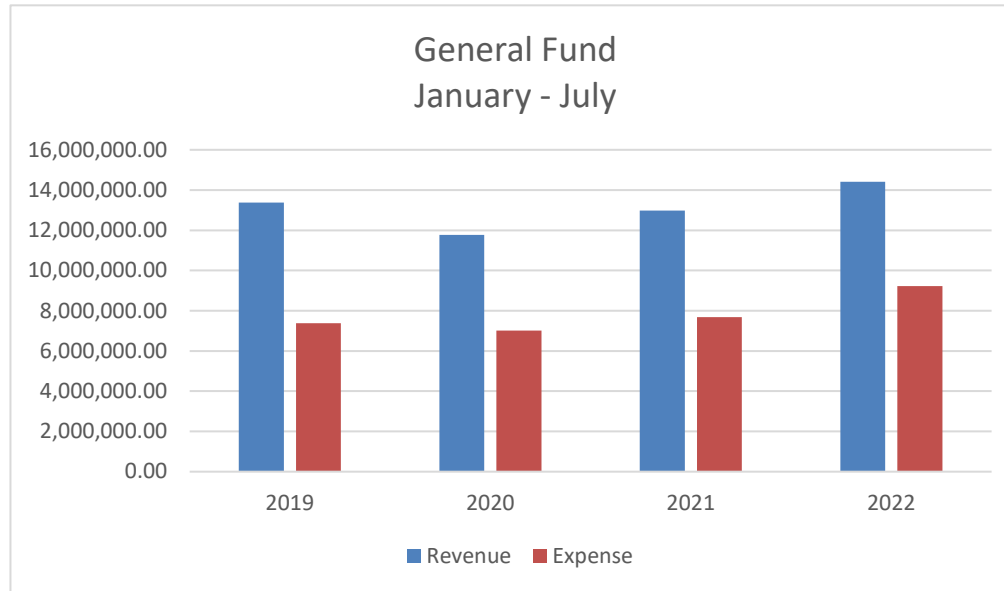
**JULY 2022 FINANCIAL REPORTS ANALYSIS**

**SOUTH WHITEHALL  
TOWNSHIP**



## General Fund Revenue vs Expense YTD July 2022

Net	Budget	Actual	% Budget
2022 General Fund Revenue	\$ 16,381,700.00	\$ 14,417,101.43	88.01%
2022 General Fund Expense	\$ 16,554,503.00	\$ 9,224,833.99	55.72%
	<u>\$ (172,803.00)</u>	<u>\$ 5,192,267.44</u>	



**General Fund Revenues  
YTD July 2022**

<u>Category</u>	<u>YTD Through 7-31-2020</u>	<u>YTD Through 7-31-2021</u>	<u>YTD Through 7-31-2022</u>	<u>2022 Budget</u>	<u>Variance to Budget 2022</u>
<b>Real Estate Tax Total</b>	6,463,895.28	6,637,597.30	<b>6,876,711.46</b>	6,965,444.00	88,732.54
<b>Earned Income Tax Total</b>	2,108,971.67	2,134,235.24	<b>2,437,409.82</b>	3,500,000.00	1,062,590.18
<b>Business Privilege Total</b>	1,498,454.10	2,166,172.54	<b>2,558,610.74</b>	2,350,000.00	-208,610.74
<b>Admission Tax Total</b>	63,286.77	580,856.49	<b>958,321.98</b>	1,300,000.00	341,678.02
<b>Local Services Tax Total</b>	332,309.36	299,021.20	<b>311,582.03</b>	600,000.00	288,417.97
<b>Real Estate Transfer Total</b>	695,270.80	491,271.76	<b>564,823.37</b>	700,000.00	135,176.63
<b>License / Permit Fees Total</b>	253,910.89	320,153.55	<b>475,463.63</b>	489,480.00	14,016.37
<b>Cable TV Tax Total</b>	165,375.60	168,675.93	<b>167,091.90</b>	325,000.00	157,908.10
<b>Grants and Gifts Total</b>	53,744.53	55,437.98	<b>109,897.05</b>	304,684.00	194,786.95
<b>Disc Penalties Fines Total</b>	-164,381.25	-163,533.80	<b>-162,857.49</b>	-207,409.00	-44,551.51
<b>Other Income Total</b>	293,178.60	286,742.11	<b>94,656.15</b>	50,001.00	-44,655.15
<b>Interest Income Total</b>	3,265.39	2,604.64	<b>25,390.79</b>	4,500.00	-20,890.79
<b>Grand Total</b>	11,767,281.74	12,979,234.94	<b>14,417,101.43</b>	16,381,700.00	1,964,598.57

**Expected Timing of Revenues:**

Real Estate Tax: Due May 31st

Business Privilege Tax: Due April 30th

Admission Tax: Our largest taxpayer is Open May - October

Local Services Tax: Received quarterly

Cable TV Franchise Tax: Received quarterly

**General Fund Revenues Comparison  
YTD July 2022**



**Real Estate Tax Revenue:**

	<u>2020</u>	<u>2021</u>	<u>2022</u>	<u>2022 vs 2021</u>
<b>March</b>	0.00	0.00	6,711.47	6,711.47
<b>April</b>	1,054,788.05	1,410,543.30	1,058,040.63	(352,502.67)
<b>May</b>	4,884,927.97	4,870,765.04	5,412,070.65	541,305.61
<b>June</b>	89,618.10	87,112.55	83,758.13	(3,354.42)
<b>July</b>	366,834.07	169,430.70	177,419.20	7,988.50
<b>August</b>	14,757.72	1,382.70		(1,382.70)
<b>September</b>	19,281.39	17,265.77		(17,265.77)
<b>October</b>	34,851.59	12,795.38		(12,795.38)
<b>November</b>	65,340.26	45,291.41		(45,291.41)
<b>December</b>	129,202.28	85,320.98		(85,320.98)
	<u>\$ 6,659,601.43</u>	<u>\$ 6,699,907.83</u>	<u>\$ 6,738,000.08</u>	<u>\$ 38,092.25</u>

**Real Estate Tax: (01000009/30110)** - 2.84975 mills or .00284975 X assessed value. Billed April 1; Due May 31 (2% discount).

We have received \$6,738,000.08 for Year to Date July 31, 2022, 97.7%. The 2022 budgeted amount for this revenue is \$6,895,444.00.

The revenue for the same period last year was \$6,537,851.59 collected as of July 31, 2021. \$172,166.93 was the base amount turned over as delinquent Real Estate and Fire Taxes for 2021. Total 2021 Real Estate Taxes were \$6,699,907.83 against a budget of \$6,807,581.00.

**General Fund Revenues Comparison  
YTD July 2022**

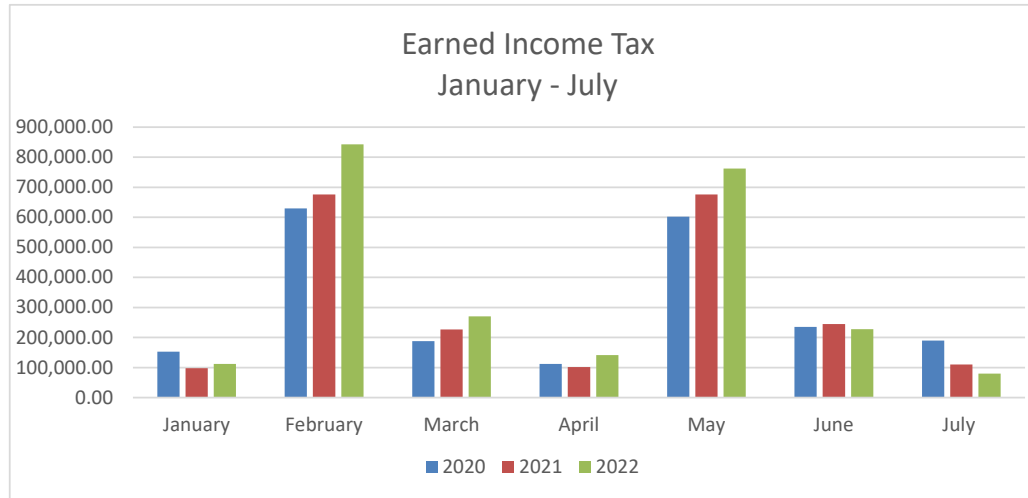


**Real Estate Transfer Tax Revenue:**

	<u>2020</u>	<u>2021</u>	<u>2022</u>	<u>2022 vs 2021</u>
January	38,275.62	73,117.25	75,190.99	2,073.74
February	35,245.85	62,353.58	50,587.49	(11,766.09)
March	56,684.66	73,850.24	89,167.34	15,317.10
April	31,283.47	47,928.89	64,064.47	16,135.58
May	24,286.92	64,164.02	82,011.13	17,847.11
June	30,268.80	85,884.64	113,144.22	27,259.58
July	479,225.48	83,973.14	90,657.73	6,684.59
August	60,886.07	84,567.98		(84,567.98)
September	71,034.50	75,901.89		(75,901.89)
October	65,513.18	86,936.55		(86,936.55)
November	59,947.20	98,474.07		(98,474.07)
December	55,568.10	76,524.68		(76,524.68)
	<u>\$ 1,008,219.85</u>	<u>\$ 913,676.93</u>	<u>\$ 564,823.37</u>	<u>\$ (348,853.56)</u>

**Real Estate Transfer Tax: (01000009/31010)** - .5% on total sale of real estate. Received from Lehigh County monthly. For January - July 2022 a total of \$564,823.37 was received against a budget of \$700,000, 80.7%. The revenue for the same period last year was \$491,271.76 against a budgeted \$650,000, and we ended the year at 140.6%.

**General Fund Revenues Comparison  
YTD July 2022**

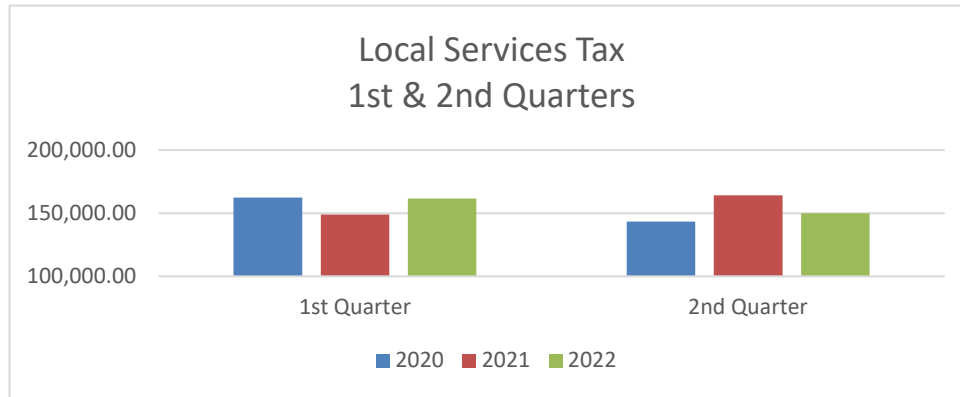


**Earned Income Tax Revenue:**

	<u>2020</u>	<u>2021</u>	<u>2022</u>	<u>2022 vs 2021</u>
January	153,020.91	98,303.84	111,655.28	13,351.44
February	629,495.94	676,421.80	842,996.70	166,574.90
March	188,048.27	226,440.14	270,347.78	43,907.64
April	111,724.30	101,744.98	141,580.32	39,835.34
May	601,901.73	676,269.88	762,553.74	86,283.86
June	235,378.14	245,023.65	228,024.89	(16,998.76)
July	189,402.38	110,030.95	80,251.11	(29,779.84)
August	517,856.45	604,674.27		(604,674.27)
September	202,580.15	210,743.34		(210,743.34)
October	82,959.90	105,596.80		(105,596.80)
November	579,455.34	645,982.20		(645,982.20)
December	204,068.10	209,749.14		(209,749.14)
	<u>\$ 3,695,891.61</u>	<u>\$ 3,910,980.99</u>	<u>\$ 2,437,409.82</u>	<u>\$ (1,473,571.17)</u>

**Earned Income Tax: (0100009/31021)** - .5% paid by Township residents on wages earned. Berkheimer collects and pays Township monthly. We received for January - July 2022 a total of \$2,437,409.82 against a budget of \$3,500,000, 69.6%. The revenue for the same period last year was \$2,134,235.24 against a budget of a \$3,300,000, and we ended the year at 118.5%.

**General Fund Revenues Comparison  
YTD July 2022**



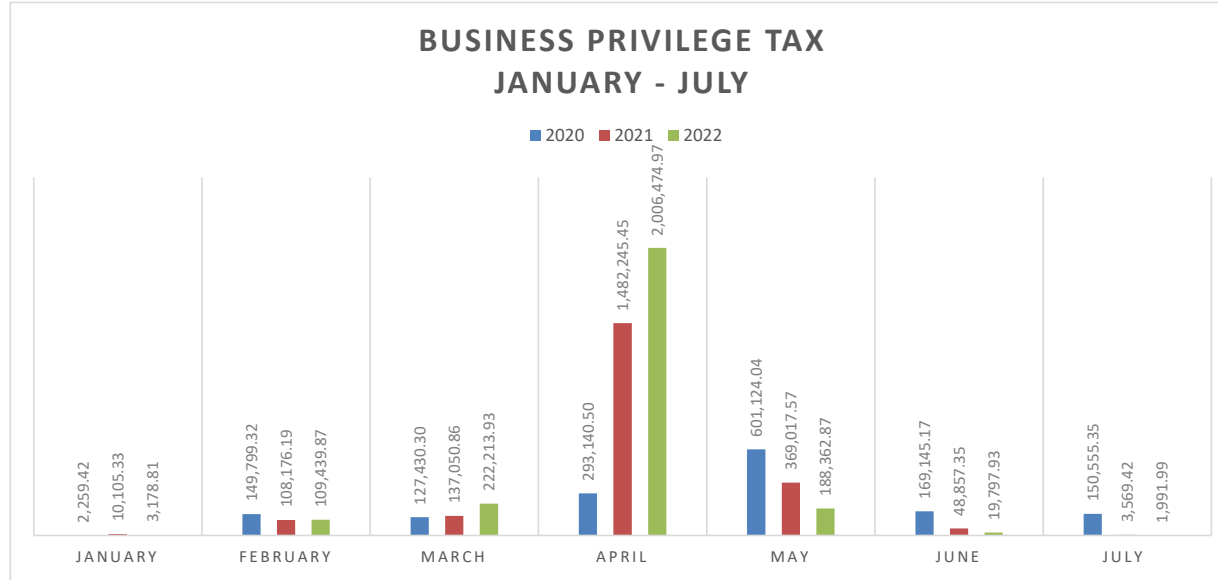
**Local Services Tax Revenue:**

	<u>2020</u>	<u>2021</u>	<u>2022</u>	<u>Diff</u>
<b>1st Quarter</b>	162,309.36	149,021.20	161,582.03	12,560.83
<b>2nd Quarter</b>	143,383.84	164,098.09	150,000.00	(14,098.09)
<b>3rd Quarter</b>	152,178.16	172,428.91		(172,428.91)
<b>4th Quarter</b>	150,968.46	150,000.00		(150,000.00)
	<u>\$ 608,839.82</u>	<u>\$ 635,548.20</u>	<u>\$ 311,582.03</u>	<u>\$ (323,966.17)</u>

\*The 2nd quarter 2022 is an estimate based on prior years 2nd quarter.

**Local Services Tax: (01000009/31051)** - \$52.00 per person annually employed within the Township. Parkland School District collects and pays Township quarterly. We recorded \$311,582.03 for January - July 2022, against a budget of \$675,000, 51.9%. Revenue for the same period last year was \$313,119.29 against a budgeted \$675,000, and we ended the year at 94.2%.

**General Fund Revenues Comparison  
YTD July 2022**



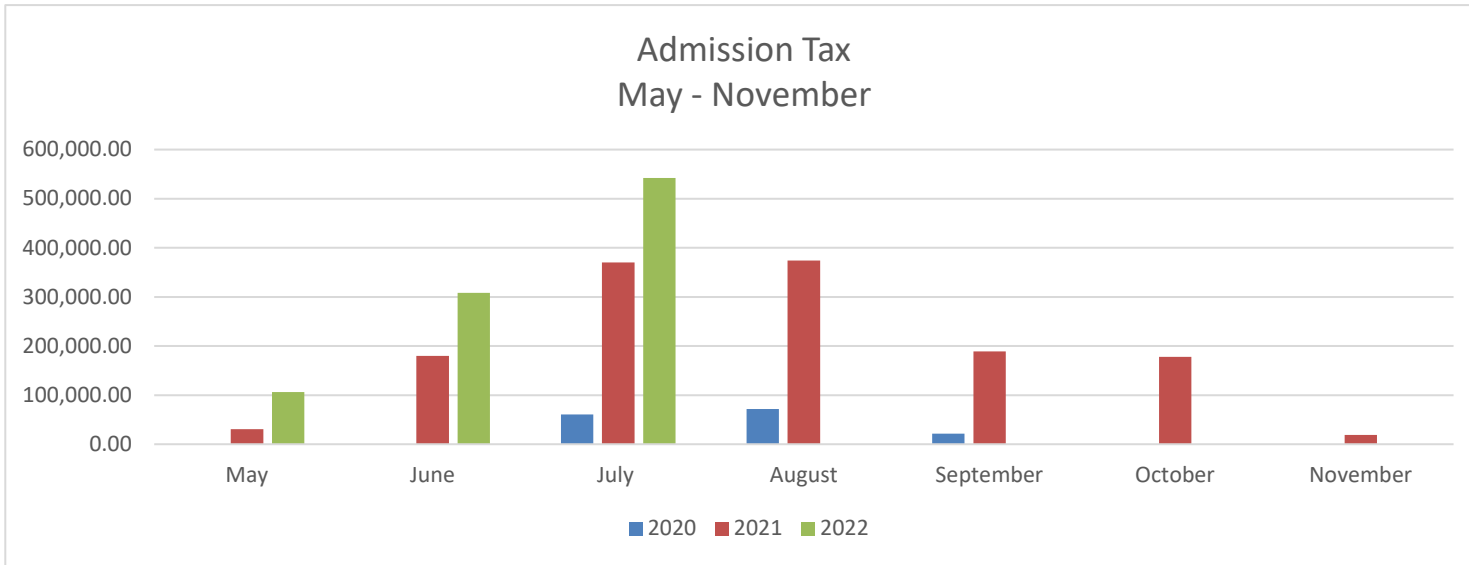
**Business Privilege Tax Revenue:**

	<u>2020</u>	<u>2021</u>	<u>2022</u>	<u>2022 vs 2021</u>
January	2,259.42	10,105.33	3,178.81	(6,926.52)
February	149,799.32	108,176.19	109,439.87	1,263.68
March	127,430.30	137,050.86	222,213.93	85,163.07
April	293,140.50	1,482,245.45	2,006,474.97	524,229.52
May	601,124.04	369,017.57	188,362.87	(180,654.70)
June	169,145.17	48,857.35	19,797.93	(29,059.42)
July	150,555.35	3,569.42	1,991.99	(1,577.43)
August	647,579.13	46,208.60		(46,208.60)
September	19,840.88	9,721.64		(9,721.64)
October	70,410.99	13,795.63		(13,795.63)
November	27,166.43	12,538.17		(12,538.17)
December	21,465.71	4,125.94		(4,125.94)
	<u>\$ 2,279,917.24</u>	<u>\$ 2,245,412.15</u>	<u>\$ 2,551,460.37</u>	<u>\$ 306,048.22</u>

**Business Privilege Tax: (01000009/31036)** - .1% (.001) wholesale or .15% (.0015) service/retail of gross receipts. Due April 30. We received for January - July 2022 a total of \$2,551,460.37 against a budgeted \$2,350,000, 108.6%. The revenue for the same period last year was \$2,159,022.17 against a budgeted \$2,150,000, and we ended the year at 104.4%. Note: The 2020 BP deadline was moved to July 15.



**General Fund Revenues Comparison  
YTD July 2022**



**Admission Tax Revenue:**

	<u>2020</u>	<u>2021</u>	<u>2022</u>	<u>2021 vs 2020</u>
May	0.00	30,835.28	106,157.08	75,321.80
June	0.00	179,600.64	308,522.56	128,921.92
July	60,927.04	370,106.08	541,975.98	171,869.90
August	71,418.12	374,057.21		(374,057.21)
September	21,233.75	188,888.82		(188,888.82)
October	0.00	178,055.38		(178,055.38)
November	0.00	18,607.39		(18,607.39)
	<b>\$ 153,578.91</b>	<b>\$ 1,340,150.80</b>	<b>\$ 956,655.62</b>	<b>\$ (383,495.18)</b>

**Admission Tax: (0100009/31061)** - 5% of gross receipts. The figures above only include our largest Admissions taxpayer and they are open from May through October. As of July 31, 2022, we received \$956,655.62 against a budget of \$1,300,000, 73.7%. Comparatively last year, we recorded \$580,542.00 against a budgeted \$800,000, and we ended the year at 167.6%. Our largest Admissions taxpayer was not open the majority of 2020 due to Covid-19.

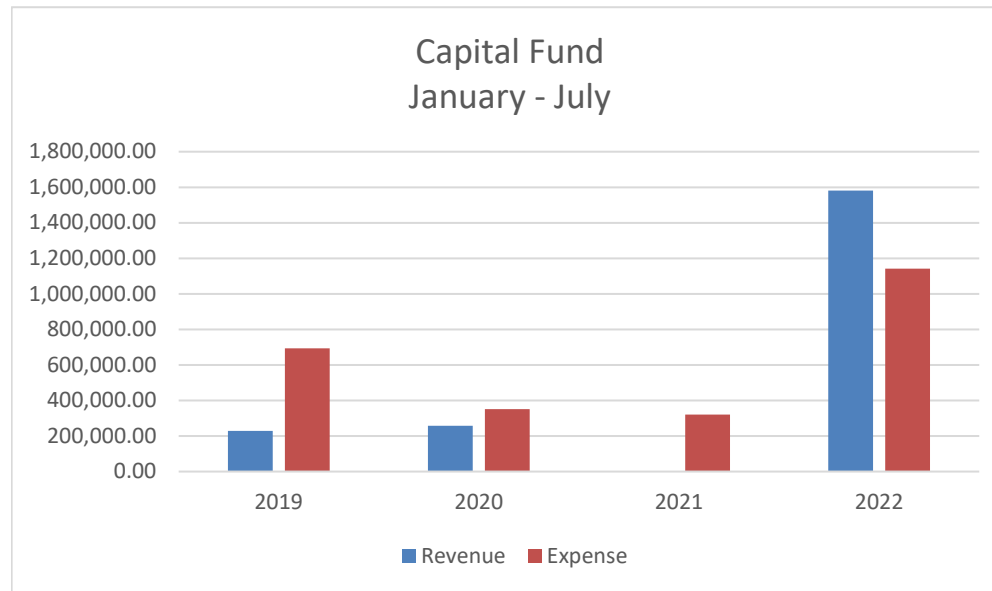
**General Fund Expenses  
YTD July 2022**

<u>Category</u>	<u>YTD Through 7-31-2022</u>	<u>2022 Budget</u>	<u>Remaining Budget</u>
<b>Computers / Programming Total</b>	0.00	3,000.00	3,000.00
<b>Contributions Total</b>	41,500.00	45,500.00	4,000.00
<b>Engineer Fees/ Services Total</b>	270,513.40	415,200.00	144,686.60
<b>Equipment Rentals Total</b>	3,766.12	26,000.00	22,233.88
<b>General Gov Expense Total</b>	2,239.06	8,700.00	6,460.94
<b>Insurance Total</b>	291,781.98	634,653.00	342,871.02
<b>Major Machinery Total</b>	32,268.32	74,300.00	42,031.68
<b>Materials / Supplies Total</b>	541,237.31	884,874.00	343,636.69
<b>Professional Development Total</b>	45,198.57	119,000.00	73,801.43
<b>Salaries / Benefits Total</b>	5,477,565.96	12,143,285.00	6,665,719.04
<b>Services Total</b>	747,110.01	1,973,991.00	1,226,880.99
<b>Solicitor Fees Total</b>	31,579.99	218,500.00	186,920.01
<b>Utilities Total</b>	994.01	2,000.00	1,005.99
<b>Land/Building Improvements Total</b>	0.00	5,500.00	5,500.00
<b>Interfund Transfer Total</b>	1,739,079.26	0.00	-1,739,079.26
<b>Grand Total</b>	9,224,833.99	16,554,503.00	7,329,669.01

## Capital Reserve Fund YTD July 2022

Net	Budget	Actual	% Budget
2022 Capital Fund Revenue	\$ 46,970.00	\$ 1,580,813.00	3365.58%
2022 Capital Fund Expense	\$ 2,555,813.00	\$ 1,141,083.68	44.65%
	<u>\$ (2,508,843.00)</u>	<u>\$ 439,729.32</u>	

\* the above revenue includes interfund transfers from General Fund.



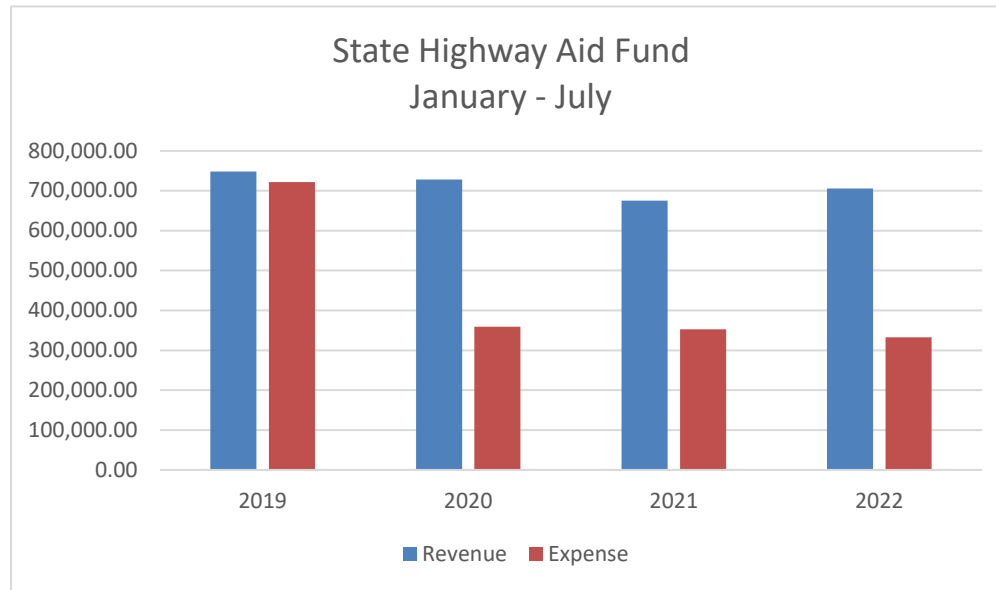
## 2022 Capital Expense Budget @ July 31, 2022 (Township)

		<u>Final 2022 Budget</u>	<u>Paid in 2022</u>	<u>Encumbered/R</u> <u>eq</u>	<u>Remaining Budget</u>
<b>1. Police</b>					
a. Police Cars	30410003/40720	\$217,113	\$50,752	\$157,458	\$8,903
<b>Subtotal</b>		<b>\$217,113</b>	<b>\$50,752</b>	<b>\$157,458</b>	<b>\$8,903</b>
<b>2. Public Works</b>					
a. Paving 2022	30430003/40610	\$1,000,000	\$785,402	\$214,598	\$0
b. Ford F-550	30430003/40720	\$82,200	\$0	\$87,377	(\$5,177)
c. Payloader (1/2 General Fund & 1/2 Water Fund)	30430003/40720	\$92,500	\$89,900	\$0	\$2,600
d. Wehr's Dam	30430003/40800	\$850,000	\$0	\$0	\$850,000
<b>Subtotal</b>		<b>\$2,024,700</b>	<b>\$875,302</b>	<b>\$301,975</b>	<b>\$847,423</b>
<b>3. Parks &amp; Recreation</b>					
a. Jordan Creek Greenway Design/Permitting (Sections 35-45) \$150,000 Grant award (with Township match)	30451003/40973	\$187,000	\$11,394	\$123,123	\$52,483
b. Jacoby Park & Playground Improvements	30451003/40981	\$15,000	\$9,106	\$3,075	\$2,819
<b>Subtotal</b>		<b>\$202,000</b>	<b>\$20,500</b>	<b>\$126,198</b>	<b>\$55,302</b>
<b>4. Emergency Management</b>					
a. EM Vehicle Replacement	30415003/40720	\$40,000	\$36,100	\$0	\$3,900
b. Radio Replacement Fund Contribution	30415003/40760	\$50,000	\$0	\$0	\$50,000
<b>Subtotal</b>		<b>\$90,000</b>	<b>\$36,100</b>	<b>\$0</b>	<b>\$53,900</b>
<b>5. Community Development</b>					
a. John Frantz Vehicle Replacement (1/2 General Fund & 1/2 Fire Fund)	30460003/40720	\$22,000	\$0	\$0	\$22,000
<b>Subtotal</b>		<b>\$22,000</b>	<b>\$0</b>	<b>\$0</b>	<b>\$22,000</b>
<b>Total Capital Expenditures</b>		<b>\$2,555,813</b>	<b>\$982,654</b>	<b>\$585,631</b>	<b>\$987,528</b>

**State Highway Aid Fund  
YTD July 2022**

<b>Net</b>	<b>Budget</b>	<b>Actual</b>	<b>% Budget</b>
2022 State Highway Aid Fund Revenue	\$ 665,000.00	\$ 706,011.82	106.17%
2022 State Highway Aid Fund Expense	\$ 799,142.00	\$ 332,375.33	41.59%
	<u>\$ (134,142.00)</u>	<u>\$ 373,636.49</u>	

2022 Expenses are comprised of \$190,471.97 for Street Lighting, \$9,472.06 for Traffic Maintenance, \$111,428.40 for Salt and \$36,642.26 for the Sweeper payment.

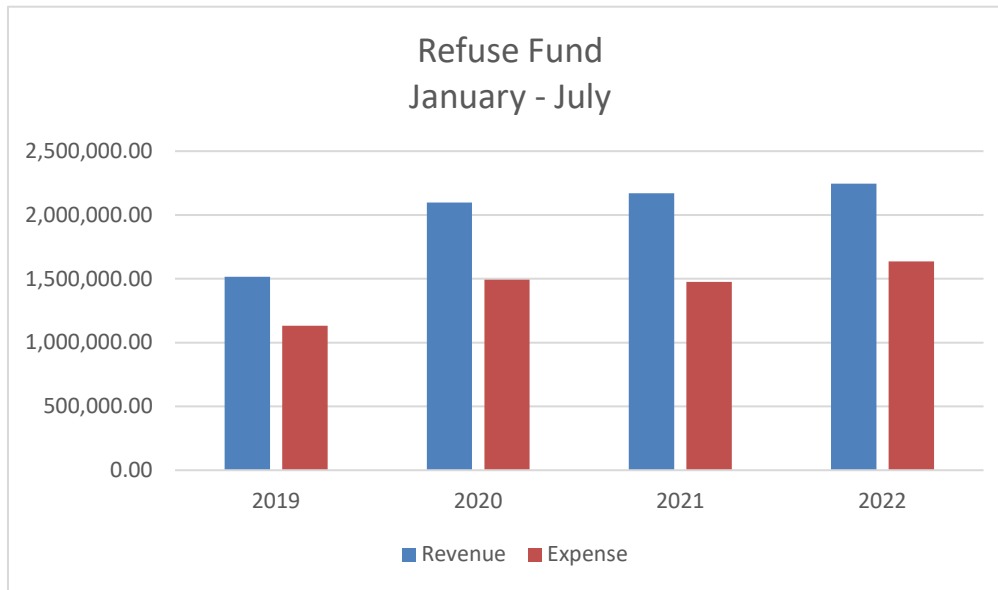


NOTE: Revenue for State Highway Aid is received between the end of March and the beginning of April each year.

**Refuse Fund  
YTD July 2022**

<b>Net</b>	<b>Budget</b>	<b>Actual</b>	<b>% Budget</b>
2022 Refuse Fund Revenue	\$ 2,929,000.00	\$ 2,246,645.85	76.70%
2022 Refuse Fund Expense	\$ 2,968,564.00	\$ 1,635,035.10	55.08%
	<u>\$ (39,564.00)</u>	<u>\$ 611,610.75</u>	

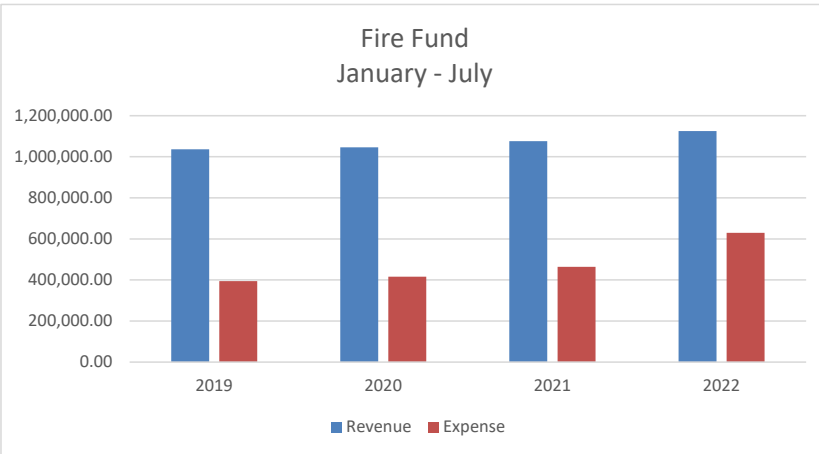
The 2022 expenses are comprised of mostly hauler fees in the amount of \$1,542,271.84. (June and July are accrued amounts that are 1/12 of the total year budget per month).



NOTE: On January 1, 2020 the Refuse rate went from \$70.00 per quarter to \$95.00 per quarter.

**Fire Fund  
YTD July 2022**

Net	Budget	Actual	% Budget
2022 Fire Fund Revenue	\$ 1,134,518.00	\$ 1,125,044.12	99.16%
2022 Fire Fund Expense	\$ 1,047,781.00	\$ 630,102.66	60.14%
	\$ 86,737.00	\$ 494,941.46	



NOTE: Fire Taxes are due on May 31st.

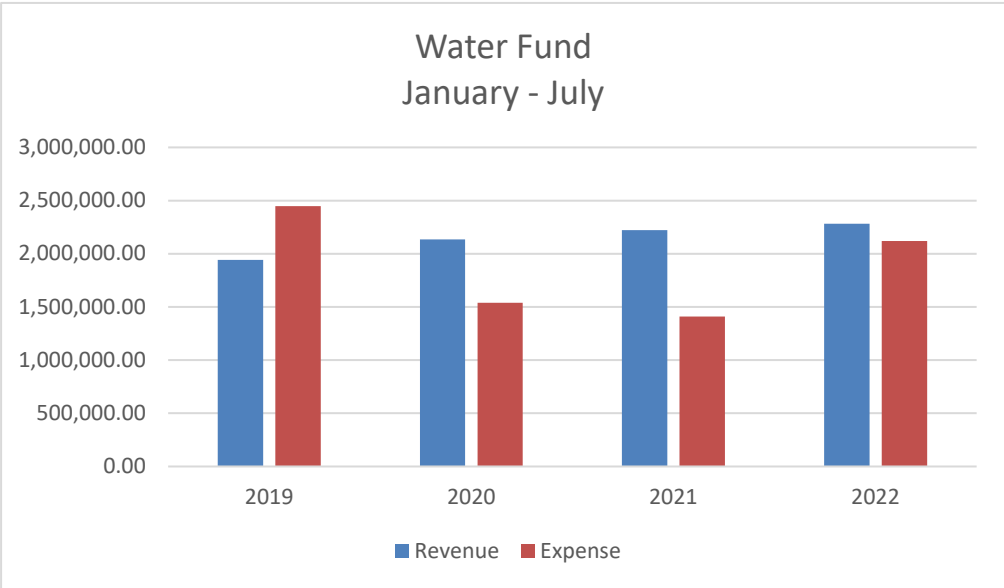
**2022 Capital Expense Budget @ July 31, 2022 (Fire Fund)**

		<u>Final 2022</u> <u>Budget</u>	<u>Paid in 2022</u>	<u>Encumbered/</u> <u>Req</u>	<u>Remaining</u> <u>Budget</u>
<b>1. Fire</b>					
a. Cetronia - Cascade Air Refilling Station	03411003/40800	\$30,381			\$30,381
b. Greenawalds - Gear Dryer	03411003/40800	\$11,000			\$11,000
c. Greenawalds - Replace Doors	03411003/40800	\$5,300			\$5,300
d. Greenawalds - Bunk Room	03411003/40800	\$43,000			\$43,000
e. Greenawalds - Heat Pump	03411003/40800	\$7,000			\$7,000
f. Woodlawn - Corrosion Mitigation	03411003/40800	\$30,000	\$31,683		(\$1,683)
g. Replace John Frantz Vehicle (1/2 Fire & 1/2 General)	03411003/40800	\$22,000			\$22,000
h. Greenawalds - Radios	03411003/40800	\$143,000	\$142,387		\$613
<b>Subtotal</b>		<b>\$291,681</b>	<b>\$174,070</b>	<b>\$0</b>	<b>\$117,611</b>

**Water Fund  
YTD July 2022**

<b>Net</b>	<b>Budget</b>	<b>Actual</b>	<b>% Budget</b>
2022 Water Fund Revenue	\$ 4,255,900.00	\$ 2,280,984.88	53.60%
2022 Water Fund Expense	\$ 4,636,359.00	\$ 2,119,028.11	45.70%
	<u>\$ (380,459.00)</u>	<u>\$ 161,956.77</u>	

Water Metered Fees revenue is \$2,051,256.95 as of July 31, 2022.  
Water Purchase Fees are \$713,416.01, of which June & July are accrued amounts.





**Water Fund Revenues**  
**YTD July 2022**

<u>Category</u>	<u>YTD</u> <u>Through 7-31-2020</u>	<u>YTD</u> <u>Through 7-31-2021</u>	<u>YTD</u> <u>Through 7-31-2022</u>	<u>2022</u> <u>Budget</u>	<u>Variance to</u> <u>Budget 2022</u>
<b>Metered / Flat Sales Total</b>	1,979,112.73	1,977,827.30	<b>2,051,256.95</b>	3,888,000.00	1,836,743.05
<b>Grants and Gifts Total</b>	44,776.00	47,276.25	<b>46,819.95</b>	83,400.00	36,580.05
<b>License / Permit Fees Total</b>	120.00	0.00	<b>0.00</b>	0.00	0.00
<b>Interest Income Total</b>	1,607.66	197.82	<b>689.90</b>	0.00	689.90
<b>Other Income Total</b>	8,216.60	20,158.29	<b>18,597.00</b>	21,500.00	16,817.00
<b>Disc / Penalties / Fines Total</b>	1,520.91	2,334.21	<b>5,639.70</b>	3,000.00	1,682.31

**Water Fund Expenses  
YTD July 2022**

<u>Category</u>	<u>YTD Through 7-31-2022</u>	<u>2022 Budget</u>	<u>Remaining Budget</u>
Salaries / Benefits Total	385,518.03	859,882.00	474,363.97
Materials / Supplies Total	41,246.42	103,500.00	62,253.58
Services Total	210,380.71	464,118.00	253,737.29
Engineer Fees / Services Total	34,138.10	75,000.00	40,861.90
Solicitor Fees Total	0.00	15,000.00	15,000.00
Major Machinery Total	43,809.67	52,000.00	8,190.33
Equipment Rentals Total	0.00	2,500.00	2,500.00
Vehicles Total	89,900.00	92,500.00	2,600.00
Water Purchase Fees Total	713,416.01	1,511,578.00	798,161.99
Land / Building Improvements Total	149,486.45	405,000.00	255,513.55
Debt Total	0.00	38,381.00	38,381.00
System Improvements Total	373,856.75	889,100.00	515,243.25
General Gov Expense Total	0.00	25,000.00	25,000.00
Insurance Total	23,333.32	40,000.00	16,666.68
Professional Development Total	4,026.00	8,800.00	4,774.00
Unappropriated Reserve Total	0.00	0.00	0.00
Other Income Total	32,931.26	54,000.00	21,068.74
Interfund Transfer Total	16,985.39	0.00	16,985.39
<b>Grand Total</b>	<b>2,119,028.11</b>	<b>4,636,359.00</b>	<b>2,517,330.89</b>

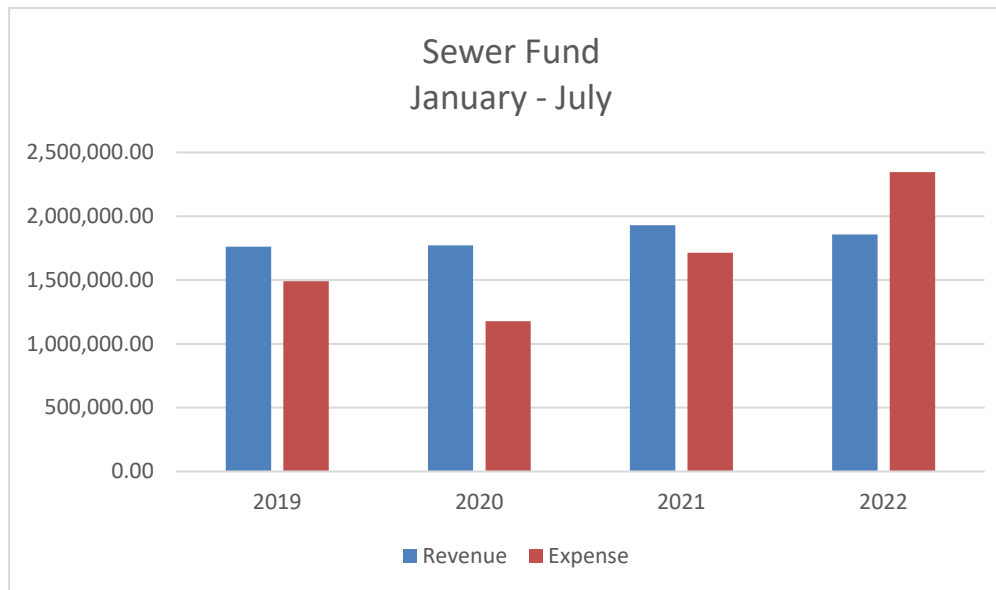
**2022 Capital Expenses for Water Fund @ July 31, 2022**

<u>Water Fund Capital Expenses</u>	<u>Final 2022 Budget</u>	<u>Paid in 2022</u>	<u>Encumbered/R eq</u>	<u>Remaining Budget</u>
a. Buildings	\$405,000	\$149,486	(\$15,770)	\$271,284
b. Water Station Maintenance	\$74,100	\$17,252	\$1,121	\$55,727
c. System Improvement	\$815,000	\$354,565	(\$7,691)	\$468,126
d. Vehicles	\$92,500	\$89,900	\$0	\$2,600
e. MajorMachinery & Equipment	\$48,000	\$43,810	\$3,552	\$638
<b>Subtotal</b>	<b>\$1,434,600</b>	<b>\$655,013</b>	<b>(\$18,788)</b>	<b>\$798,375</b>

**Sewer Fund  
YTD July 2022**

<b>Net</b>	<b>Budget</b>	<b>Actual</b>	<b>% Budget</b>
2022 Sewer Fund Revenue	\$ 3,264,000.00	\$ 1,857,957.59	56.92%
2022 Sewer Fund Expense	\$ 3,761,954.00	\$ 2,345,283.87	62.34%
	<u>\$ (497,954.00)</u>	<u>\$ (487,326.28)</u>	

Sewer Metered and Flat Fees are \$1,531,247.97 as of July 31, 2022.  
Sewer Disposal Fees are \$916,805.54, of which July is an accrued amount.



**Sewer Fund Expenses  
YTD July 2022**

<u>Category</u>	<u>YTD Through 7-31-2022</u>	<u>2022 Budget</u>	<u>Remaining Budget</u>
Salaries / Benefits Total	496,182.89	1,045,604.00	549,421.11
Materials / Supplies Total	19,727.26	36,500.00	16,772.74
Services Total	28,617.08	86,700.00	58,082.92
Engineer Fees / Services Total	33,439.03	54,000.00	20,560.97
Solicitor Fees Total	0.00	40,000.00	40,000.00
Major Machinery and Equipment Total	816,472.49	443,000.00	-373,472.49
Equipment Rentals Total	0.00	2,000.00	2,000.00
Disposal Fees Total	916,805.54	1,400,000.00	483,194.46
Buildings Total	0.00	2,500.00	2,500.00
System Improvement Total	0.00	210,000.00	210,000.00
General Gov Expense Total	0.00	50,000.00	50,000.00
Insurance Total	1,108.32	1,900.00	791.68
Professional Development Total	0.00	4,500.00	4,500.00
Unappropriated Reserve Total	0.00	0.00	0.00
EPA Total	0.00	325,000.00	325,000.00
Other Income Total	32,931.26	60,250.00	27,318.74
<b>Grand Total</b>	<b>2,345,283.87</b>	<b>3,761,954.00</b>	<b>1,416,670.13</b>

**2022 Capital Expenses for Sewer Fund @ July 31, 2022**

<u>Sewer Fund Capital Expenses</u>	<u>Final 2022 Budget</u>	<u>Paid in 2022</u>	<u>Encumbered/ Req</u>	<u>Remaining Budget</u>
a. EPA Sanitary Repairs	\$325,000			\$325,000
b. Water Station Maintenance	\$2,500			\$2,500
c. System Improvement	\$210,000			\$210,000
d. Major Machinery & Equipment	\$443,000	\$443,665	0.00	(\$665)
<b>Subtotal</b>	<b>\$980,500</b>	<b>\$443,665</b>	<b>0.00</b>	<b>\$536,835</b>

**Sewer Fund Revenues**  
**YTD July 2022**

<u>Category</u>	<u>YTD</u> <u>Through 7-31-2020</u>	<u>YTD</u> <u>Through 7-31-2021</u>	<u>YTD</u> <u>Through 7-31-2022</u>	<u>2022</u> <u>Budget</u>	<u>Variance to</u> <u>Budget 2022</u>
<b>Metered / Flat Sales Total</b>	1,526,376.25	1,550,661.29	<b>1,531,247.97</b>	2,862,000.00	1,330,752.03
<b>Grants and Gifts Total</b>	30,876.72	36,689.01	<b>35,078.93</b>	80,000.00	44,921.07
<b>License / Permit Fees Total</b>	200.00	400.00	<b>400.00</b>	2,500.00	2,100.00
<b>Other Income Total</b>	2,900.00	9,140.00	<b>3,480.00</b>	9,500.00	6,020.00
<b>Disc / Penalties / Fines Total</b>	732.33	-199.86	<b>5,494.63</b>	3,000.00	2,494.63

**South Whitehall Township**  
**Bank Balances**

	July 31, 2022	July 31, 2021
Cash - General Fund	\$ 7,939,716.05	\$ 7,092,444.70
Cash - Capital Reserve Fund	\$ 765,249.26	\$ 186,330.32

**South Whitehall Township**  
**Water & Sewer**  
**Bank Balances**

	July 31, 2022	July 31, 2021
Cash - Water Fund (Wells Fargo)	\$ 4,621,127.00	\$ 3,476,479.40
Cash - Water Fund (Neffs)	\$ 556,542.64	\$ 189,876.44
Cash - Sewer Fund	\$ 5,211,267.51	\$ 5,479,908.40

# General Fund



FUND: 01 General Fund			NET CHANGE FOR PERIOD	ACCOUNT BALANCE
<b>ASSETS</b>				
01	10000	General Fund Checking	-554,461.41	7,769,673.04
01	10100	AP Checking	.00	29,048.49
01	10400	Escrow Sub Accounts Govt Banki	1,498.32	3,894,545.37
01	11000	Petty Cash	.00	1,825.00
01	11010	Credit Card Checking Cash	.00	600.00
01	12450	Revenue Accrual	246,736.10	514,893.65
01	13500	Due from Other Governments	.00	68,056.82
01	14001	Real Estate Tax Receivable	.00	108,857.77
01	14036	B P Tax Receivable	.00	4,513.84
01	14201	Del Real Estate Tax Receivable	.00	202,845.11
01	14530	Accounts Receivable	-36,967.56	611,034.67
01	14533	Allowance for Bad Debts	.00	-.25
01	14555	Earned Income/LST Tax Rec.	.00	167,542.24
01	14600	Cable Tax Receivable	.00	83,849.29
01	14700	Transfer Tax Receivable	.00	74,994.19
01	15500	Prepaid	-94,702.00	354,125.64
01	19000	Interfund Transfer	11,681.44	1,463,325.08
01	19001	Due From Authority	.00	367,868.42
TOTAL ASSETS			-426,215.11	15,717,598.37
<b>LIABILITIES</b>				
01	20020	Accounts Payable	32.00	-459.02
01	20025	Accounts Payable Accrual	.00	-18,775.09
01	24600	Accrued Compensation Payable	.00	100.00
01	24800	Escrow Payable	-1,498.32	-3,894,545.37
01	27003	Due to Payroll Fund	.00	65,112.28
01	28000	Def Inflow Unavail Prop Rev	.00	-185,194.06
01	28001	Def Inflow Unavail Rev Oth	.00	-650,319.88
01	29000	Interfund Transfer	.00	-1,365,946.74
01	29001	Due to Authority	.00	-38,444.00
01	29800	Deferred Rev.	1,725.00	7,050.00
TOTAL LIABILITIES			258.68	-6,081,421.88
<b>FUND BALANCE</b>				
01	18500	General Fund Revenue Control	-932,292.51	-14,417,101.43
01	27998	Fund Balance Adjustment	.00	4,549,053.23
01	27999	Fund Balance	.00	-8,992,962.28
01	29100	Encumbrance Control	-218,512.39	1,065,245.41
01	29400	General Fund Expenditure Contr	1,358,248.94	9,224,833.99
01	29700	Fund Bal Reser for Encumbrance	218,512.39	-1,065,245.41
TOTAL FUND BALANCE			425,956.43	-9,636,176.49
TOTAL LIABILITIES + FUND BALANCE			===== <u>426,215.11</u> ====	===== <u>-15,717,598.37</u> =====

FOR 2022 07

ACCOUNTS FOR: 01	General Fund	ORIGINAL ESTIM REV	REVISED EST REV	ACTUAL YTD REVENUE	ACTUAL MTD REVENUE	REMAINING REVENUE	PCT COLL
000 Undefined							
01000009	30110 RETRev	-6,895,444	-6,895,444	-6,738,000.08	-177,419.20	-157,443.92	97.7%
01000009	30120 RETRefRev	15,000	15,000	.00	.00	15,000.00	.0%
01000009	30130 DelRETRev	-65,000	-65,000	-124,416.09	.00	59,416.09	191.4%
01000009	30160 IrrnRETRev	-20,000	-20,000	-14,295.29	.00	-5,704.71	71.5%
01000009	31010 RETTrRev	-700,000	-700,000	-564,823.37	-90,657.73	-135,176.63	80.7%
01000009	31021 EITRev	-3,500,000	-3,500,000	-2,437,409.82	-80,251.11	-1,062,590.18	69.6%
01000009	31036 BPTaxRev	-2,350,000	-2,350,000	-2,551,460.37	-1,991.99	201,460.37	108.6%
01000009	31038 BPTxReRev	5,000	5,000	.00	.00	5,000.00	.0%
01000009	31040 BPTxAgRev	-5,000	-5,000	-7,150.37	-2,150.37	2,150.37	143.0%
01000009	31051 LoSerTxRev	-600,000	-600,000	-311,582.03	.00	-288,417.97	51.9%
01000009	31061 AdmTxRev	-1,300,000	-1,300,000	-958,321.98	-541,975.98	-341,678.02	73.7%
01000009	31913 IntBPREv	-4,500	-4,500	-24,212.36	-114.69	19,712.36	538.1%
01000009	31914 PenBPREv	-4,500	-4,500	-7,426.33	-95.22	2,926.33	165.0%
01000009	32132 JunkLicRev	-300	-300	.00	.00	-300.00	.0%
01000009	32135 BevLicRev	-7,350	-7,350	-900.00	.00	-6,450.00	12.2%
01000009	32145 BPLicRev	-67,000	-67,000	-76,635.54	-735.00	9,635.54	114.4%
01000009	32180 CaTVTxRev	-325,000	-325,000	-167,091.90	-5,088.68	-157,908.10	51.4%
01000009	34101 IntChcRev	0	0	-1,178.43	.00	1,178.43	100.0%
01000009	35900 LGovTaxRev	-1,000	-1,000	-1,000.00	.00	.00	100.0%
01000009	36247 AmAdPerRev	-30	-30	-30.00	.00	.00	100.0%
01000009	36255 MiscellRev	-2,000	-2,000	-23,559.15	14,726.50	21,559.15	1178.0%
01000009	36715 LibLease	-1	-1	-1.00	.00	.00	100.0%
01000009	37392 DisREOff	137,909	137,909	129,841.48	.00	8,067.52	94.2%
01000009	37394 CoChCoOff	4,000	4,000	1,638.00	805.50	2,362.00	41.0%
01000009	37395 CoChRETOff	20,000	20,000	11,296.46	1,813.15	8,703.54	56.5%
01000009	37398 CoChEITOff	50,000	50,000	27,507.88	1,015.65	22,492.12	55.0%
01000009	39110 SaleFARev	-20,000	-20,000	-60,177.00	.00	40,177.00	300.9%
01001009	35400 GrantRev	-14,000	-14,000	.00	.00	-14,000.00	.0%
TOTAL Undefined		-15,649,216	-15,649,216	-13,899,387.29	-882,119.17	-1,749,828.71	88.8%

FOR 2022 07

ACCOUNTS FOR: 01 General Fund	ORIGINAL ESTIM REV	REVISED EST REV	ACTUAL YTD REVENUE	ACTUAL MTD REVENUE	REMAINING REVENUE	PCT COLL
410 Police						
<a href="#">01005009 35400 GrantRev</a>	-8,000	-8,000	.00	.00	-8,000.00	.0%
<a href="#">01006009 35400 GrantRev</a>	-216,184	-216,184	-55,323.30	.00	-160,860.70	25.6%
<a href="#">01302009 35401 DARERev</a>	-3,000	-3,000	.00	.00	-3,000.00	.0%
<a href="#">01410009 33111 VehCoViRev</a>	-60,000	-60,000	-31,296.05	-6,700.50	-28,703.95	52.2%
<a href="#">01410009 33112 CriCodeRev</a>	-8,000	-8,000	-12,384.55	-3,696.34	4,384.55	154.8%
<a href="#">01410009 33113 StaPolRev</a>	-85,000	-85,000	-4,557.49	.00	-80,442.51	5.4%
<a href="#">01410009 36210 SpPolSeRev</a>	-50,000	-50,000	-53,573.75	-19,722.50	3,573.75	107.1%
<a href="#">01410009 36211 PolRepRev</a>	-8,000	-8,000	-4,914.00	-715.00	-3,086.00	61.4%
<a href="#">01410009 36212 FalAalarRev</a>	-12,000	-12,000	-9,900.00	-1,725.00	-2,100.00	82.5%
<a href="#">01410009 36255 MiscellRev</a>	-3,000	-3,000	-1,999.00	.00	-1,001.00	66.6%
TOTAL Police	-453,184	-453,184	-173,948.14	-32,559.34	-279,235.86	38.4%

FOR 2022 07

ACCOUNTS FOR: 01	General Fund	ORIGINAL ESTIM REV	REVISED EST REV	ACTUAL YTD REVENUE	ACTUAL MTD REVENUE	REMAINING REVENUE	PCT COLL
430 Public Works - General Service							
<a href="#">01430009</a>	<a href="#">36252</a>	<a href="#">WonPRev</a>	-1,000	-1,000	.00	.00	-1,000.00 .0%
<a href="#">01430009</a>	<a href="#">36259</a>	<a href="#">PennWinAgr</a>	-3,000	-3,000	.00	.00	-3,000.00 .0%
TOTAL Public Works - General Serv			-4,000	-4,000	.00	.00	-4,000.00 .0%

FOR 2022 07

ACCOUNTS FOR: 01	General Fund	ORIGINAL ESTIM REV	REVISED EST REV	ACTUAL YTD REVENUE	ACTUAL MTD REVENUE	REMAINING REVENUE	PCT COLL
451 Recreation Administration							
<a href="#">01451009</a>	<a href="#">35400</a>	<a href="#">GrantRev</a>	-3,500	-3,500	.00	.00	-3,500.00 .0%
<a href="#">01451009</a>	<a href="#">36714</a>	<a href="#">PavRentRev</a>	-10,000	-10,000	-12,755.00	-1,152.50	2,755.00 127.6%
<a href="#">01451009</a>	<a href="#">36720</a>	<a href="#">RecProgRev</a>	-100,000	-100,000	-206,573.50	-1,962.50	106,573.50 206.6%
<a href="#">01451009</a>	<a href="#">36721</a>	<a href="#">Sponsors</a>	-9,000	-9,000	-120.00	-120.00	-8,880.00 1.3%
<a href="#">01451009</a>	<a href="#">36728</a>	<a href="#">PHEAAREV</a>	-6,000	-6,000	.00	.00	-6,000.00 .0%
TOTAL Recreation Administration			-128,500	-128,500	-219,448.50	-3,235.00	90,948.50 170.8%

FOR 2022 07

ACCOUNTS FOR: 01	General Fund	ORIGINAL ESTIM REV	REVISED EST REV	ACTUAL YTD REVENUE	ACTUAL MTD REVENUE	REMAINING REVENUE	PCT COLL
460 Community Development							
<a href="#">01303009</a>	<a href="#">38317</a>	<a href="#">TrImpCoRev</a>	-15,000	-15,000	-8,800.00	.00	-6,200.00 58.7%
<a href="#">01460009</a>	<a href="#">36133</a>	<a href="#">ZonHBRev</a>	-7,000	-7,000	-4,900.00	-1,000.00	-2,100.00 70.0%
<a href="#">01460009</a>	<a href="#">36140</a>	<a href="#">AllPlanFee</a>	-20,000	-20,000	-11,600.00	-2,900.00	-8,400.00 58.0%
<a href="#">01460009</a>	<a href="#">36220</a>	<a href="#">FireCodRev</a>	-6,000	-6,000	-7,250.00	-1,500.00	1,250.00 120.8%
<a href="#">01460009</a>	<a href="#">36240</a>	<a href="#">ACT157FEES</a>	-1,500	-1,500	-1,957.50	-279.00	457.50 130.5%
<a href="#">01460009</a>	<a href="#">36241</a>	<a href="#">NonResApp</a>	-12,000	-12,000	-11,900.00	-2,200.00	-100.00 99.2%
<a href="#">01460009</a>	<a href="#">36242</a>	<a href="#">NonResIssu</a>	-10,000	-10,000	-14,425.00	-2,050.00	4,425.00 144.3%
<a href="#">01460009</a>	<a href="#">36245</a>	<a href="#">ROWPermits</a>	-15,000	-15,000	-15,225.00	-550.00	225.00 101.5%
<a href="#">01460009</a>	<a href="#">36246</a>	<a href="#">ResAppFees</a>	-30,000	-30,000	-21,850.00	-2,400.00	-8,150.00 72.8%
<a href="#">01460009</a>	<a href="#">36248</a>	<a href="#">ResIssFees</a>	-30,000	-30,000	-25,700.00	-1,500.00	-4,300.00 85.7%
<a href="#">01460009</a>	<a href="#">36250</a>	<a href="#">PluLicRev</a>	0	0	-510.00	.00	510.00 100.0%
<a href="#">01460009</a>	<a href="#">36260</a>	<a href="#">SpFlHaPer</a>	-300	-300	-200.00	.00	-100.00 66.7%
TOTAL Community Development			-146,800	-146,800	-124,317.50	-14,379.00	-22,482.50 84.7%
TOTAL General Fund			-16,381,700	-16,381,700	-14,417,101.43	-932,292.51	-1,964,598.57 88.0%
TOTAL REVENUES			-16,381,700	-16,381,700	-14,417,101.43	-932,292.51	-1,964,598.57

FOR 2022 07

ACCOUNTS FOR: 01	General Fund	ORIGINAL APPROP	REVISED BUDGET	YTD EXPENDED	MTD EXPENDED	ENC/REQ	AVAILABLE BUDGET	PCT USED
400 Legislative								
<a href="#">01400001</a>	<a href="#">40105</a>	<a href="#">SalWagElec</a>	28,995	28,995	10,312.50	.00	.00	35.6%
<a href="#">01400002</a>	<a href="#">45001</a>	<a href="#">ClParkSen</a>	1,000	1,000	1,000.00	.00	.00	100.0%
<a href="#">01400002</a>	<a href="#">45002</a>	<a href="#">MealoWheel</a>	6,000	6,000	6,000.00	.00	.00	100.0%
<a href="#">01400002</a>	<a href="#">45004</a>	<a href="#">LHConSen</a>	1,000	1,000	1,000.00	.00	.00	100.0%
<a href="#">01400002</a>	<a href="#">45006</a>	<a href="#">CetSenCiti</a>	1,000	1,000	1,000.00	.00	.00	100.0%
<a href="#">01400002</a>	<a href="#">45009</a>	<a href="#">TreatTren</a>	1,500	1,500	1,500.00	.00	.00	100.0%
<a href="#">01400002</a>	<a href="#">45011</a>	<a href="#">ParkElemWr</a>	500	500	500.00	.00	.00	100.0%
<a href="#">01400002</a>	<a href="#">45014</a>	<a href="#">PocWildReh</a>	500	500	500.00	.00	.00	100.0%
<a href="#">01400002</a>	<a href="#">45015</a>	<a href="#">TPLY</a>	1,500	1,500	1,500.00	.00	.00	100.0%
TOTAL Legislative			41,995	41,995	23,312.50	.00	.00	55.5%

FOR 2022 07

ACCOUNTS FOR: 01	General Fund	ORIGINAL APPROP	REVISED BUDGET	YTD EXPENDED	MTD EXPENDED	ENC/REQ	AVAILABLE BUDGET	PCT USED
401 Executive								
<a href="#">01401001</a>	<a href="#">40112</a>	<a href="#">Wages</a>	279,646	255,146	96,785.93	14,577.86	.00	158,360.07 37.9%
<a href="#">01401001</a>	<a href="#">40113</a>	<a href="#">SpAlloc</a>	-13,982	-13,982	.00	.00	.00	-13,982.00 .0%
<a href="#">01401001</a>	<a href="#">40172</a>	<a href="#">HolidayPay</a>	0	0	2,502.78	647.21	.00	-2,502.78 100.0%
<a href="#">01401001</a>	<a href="#">40184</a>	<a href="#">AttendInc</a>	2,875	2,875	2,257.50	507.50	.00	617.50 78.5%
<a href="#">01401001</a>	<a href="#">40188</a>	<a href="#">PTO</a>	0	0	10,506.92	6,169.61	.00	-10,506.92 100.0%
<a href="#">01401002</a>	<a href="#">40229</a>	<a href="#">MealFood</a>	500	500	95.37	.00	.00	404.63 19.1%
<a href="#">01401002</a>	<a href="#">40420</a>	<a href="#">DueSubMem</a>	2,500	2,500	771.25	.00	.00	1,728.75 30.9%
<a href="#">01401002</a>	<a href="#">40460</a>	<a href="#">ContEduc</a>	2,500	2,500	706.00	.00	.00	1,794.00 28.2%
<a href="#">01401002</a>	<a href="#">40573</a>	<a href="#">GenGovtExp</a>	500	500	.00	.00	.00	500.00 .0%
TOTAL Executive			274,539	250,039	113,625.75	21,902.18	.00	136,413.25 45.4%



FOR 2022 07

ACCOUNTS FOR: 01	General Fund	ORIGINAL APPROP	REVISED BUDGET	YTD EXPENDED	MTD EXPENDED	ENC/REQ	AVAILABLE BUDGET	PCT USED
402 Finance								
01402001	40112	Wages	288,950	288,950	141,274.72	23,452.07	.00	147,675.28 48.9%
01402001	40113	SpAlloc	-62,534	-62,534	.00	.00	.00	-62,534.00 .0%
01402001	40115	SalWagPT	18,720	18,720	10,242.00	1,705.50	.00	8,478.00 54.7%
01402001	40172	HolidayPay	0	0	5,273.17	1,272.88	.00	-5,273.17 100.0%
01402001	40177	Sick Pay	0	0	4,587.50	.00	.00	-4,587.50 100.0%
01402001	40180	OT Pay	2,500	2,500	550.20	127.26	.00	1,949.80 22.0%
01402001	40184	AttendInc	5,425	5,425	3,000.00	.00	.00	2,425.00 55.3%
01402001	40188	PTO	0	0	13,070.69	3,585.76	.00	-13,070.69 100.0%
01402001	40221	BEREAV	0	0	127.26	.00	.00	-127.26 100.0%
01402002	40229	MealFood	0	0	171.57	.00	.00	-171.57 100.0%
01402002	40331	Travel	1,500	1,500	552.12	.00	.00	947.88 36.8%
01402002	40420	DueSubMem	1,000	1,000	775.00	.00	.00	225.00 77.5%
01402002	40450	ContrSrv	200,000	200,000	12,415.00	1,300.00	46,100.00	141,485.00 29.3%
01402002	40460	ContEduc	5,000	5,000	475.00	.00	.00	4,525.00 9.5%
01402002	40760	MinMachEqu	2,500	2,500	1,850.70	.00	.00	649.30 74.0%
TOTAL Finance			463,061	463,061	194,364.93	31,443.47	46,100.00	222,596.07 51.9%

FOR 2022 07

ACCOUNTS FOR: 01	General Fund	ORIGINAL APPROP	REVISED BUDGET	YTD EXPENDED	MTD EXPENDED	ENC/REQ	AVAILABLE BUDGET	PCT USED	
403 Treasurer/ Tax Collector									
<a href="#">01403001</a>	<a href="#">40105</a>	SalWagElec	10,000	10,000	5,800.00	1,000.00	.00	4,200.00	58.0%
<a href="#">01403002</a>	<a href="#">40215</a>	Postage	4,500	4,500	364.82	.00	.00	4,135.18	8.1%
<a href="#">01403002</a>	<a href="#">40375</a>	Bond	1,000	1,000	346.58	173.29	.00	653.42	34.7%
<a href="#">01403002</a>	<a href="#">40450</a>	ContrSrv	6,300	6,300	.00	.00	.00	6,300.00	.0%
TOTAL Treasurer/ Tax Collector			21,800	21,800	6,511.40	1,173.29	.00	15,288.60	29.9%

FOR 2022 07

ACCOUNTS FOR: 01	General Fund	ORIGINAL APPROP	REVISED BUDGET	YTD EXPENDED	MTD EXPENDED	ENC/REQ	AVAILABLE BUDGET	PCT USED
404 Solicitor/Legal Services								
<a href="#">01404102</a>	<a href="#">40197</a>	<a href="#">Pension</a>	25,000	25,000	3,475.00	.00	.00	21,525.00 13.9%
<a href="#">01404102</a>	<a href="#">40573</a>	<a href="#">GenGovtExp</a>	180,000	180,000	76,160.28	4,098.50	.00	103,839.72 42.3%
<a href="#">01404102</a>	<a href="#">40937</a>	<a href="#">MeetPrepEx</a>	40,000	40,000	13,946.00	.00	.00	26,054.00 34.9%
<a href="#">01404102</a>	<a href="#">40939</a>	<a href="#">ZoningExp</a>	50,000	50,000	13,526.46	4,296.04	.00	36,473.54 27.1%
<a href="#">01404102</a>	<a href="#">40940</a>	<a href="#">SubdivBill</a>	110,000	110,000	62,119.75	700.00	.00	47,880.25 56.5%
<a href="#">01404102</a>	<a href="#">40941</a>	<a href="#">SubdivReim</a>	-110,000	-110,000	-37,461.75	.00	.00	-72,538.25 34.1%
<a href="#">01404102</a>	<a href="#">40946</a>	<a href="#">Grievance</a>	5,000	5,000	.00	.00	.00	5,000.00 .0%
<a href="#">01404102</a>	<a href="#">40947</a>	<a href="#">Negotiate</a>	5,000	5,000	.00	.00	.00	5,000.00 .0%
<a href="#">01404102</a>	<a href="#">40948</a>	<a href="#">Arbitrat</a>	5,000	5,000	.00	.00	.00	5,000.00 .0%
<a href="#">01404102</a>	<a href="#">40949</a>	<a href="#">Litigat</a>	40,000	40,000	503.50	.00	.00	39,496.50 1.3%
<a href="#">01404102</a>	<a href="#">40950</a>	<a href="#">Collect</a>	2,000	2,000	.00	.00	.00	2,000.00 .0%
<a href="#">01404102</a>	<a href="#">40952</a>	<a href="#">Codificat</a>	10,000	10,000	.00	.00	.00	10,000.00 .0%
<a href="#">01404102</a>	<a href="#">40953</a>	<a href="#">LaborExp</a>	75,000	75,000	13,747.53	.00	.00	61,252.47 18.3%
<a href="#">01404102</a>	<a href="#">40955</a>	<a href="#">CivilServ</a>	15,000	15,000	914.50	.00	.00	14,085.50 6.1%
<a href="#">01404102</a>	<a href="#">40956</a>	<a href="#">TaxAppeal</a>	1,500	1,500	256.50	.00	.00	1,243.50 17.1%
<a href="#">01404102</a>	<a href="#">40958</a>	<a href="#">Ordinances</a>	20,000	20,000	2,631.50	.00	.00	17,368.50 13.2%
TOTAL Solicitor/Legal Services			473,500	473,500	149,819.27	9,094.54	.00	323,680.73 31.6%

FOR 2022 07

ACCOUNTS FOR: 01	General Fund	ORIGINAL APPROP	REVISED BUDGET	YTD EXPENDED	MTD EXPENDED	ENC/REQ	AVAILABLE BUDGET	PCT USED
405 Human Resources								
<u>01405001</u>	<u>40112</u>	<u>Wages</u>	130,587	123,087	18,868.02	.00	.00	104,218.98 15.3%
<u>01405001</u>	<u>40113</u>	<u>Spec Allo</u>	-6,579	-6,579	.00	.00	.00	-6,579.00 .0%
<u>01405001</u>	<u>40172</u>	<u>HolidayPay</u>	0	0	901.32	225.33	.00	-901.32 100.0%
<u>01405001</u>	<u>40177</u>	<u>Sick Pay</u>	0	0	11,267.76	4,733.06	.00	-11,267.76 100.0%
<u>01405001</u>	<u>40180</u>	<u>OT Pay</u>	1,000	1,000	315.46	.00	.00	684.54 31.5%
<u>01405001</u>	<u>40184</u>	<u>AttendInc</u>	2,250	2,250	1,125.00	.00	.00	1,125.00 50.0%
<u>01405001</u>	<u>40188</u>	<u>PTO</u>	0	0	1,111.63	.00	.00	-1,111.63 100.0%
<u>01405002</u>	<u>40310</u>	<u>ProfSrv</u>	0	7,500	7,500.00	.00	.00	.00 100.0%
<u>01405002</u>	<u>40460</u>	<u>ContEduc</u>	10,000	10,000	617.18	.00	.00	9,382.82 6.2%
<u>01405002</u>	<u>40571</u>	<u>EmpEvent</u>	5,000	5,000	533.98	70.00	.00	4,466.02 10.7%
<u>01405002</u>	<u>40796</u>	<u>RecruitExp</u>	1,000	1,000	739.55	453.00	.00	260.45 74.0%
TOTAL Human Resources			143,258	143,258	42,979.90	5,481.39	.00	100,278.10 30.0%

FOR 2022 07

ACCOUNTS FOR: 01	General Fund	ORIGINAL APPROP	REVISED BUDGET	YTD EXPENDED	MTD EXPENDED	ENC/REQ	AVAILABLE BUDGET	PCT USED
406 Administrative								
01406001	40192	FICAEmploy	179,884	179,884	93,236.20	19,029.88	.00	86,647.80 51.8%
01406001	40195	WorkComIns	321,266	321,266	76,389.72	18,524.05	.00	244,876.28 23.8%
01406001	40196	HealthIns	528,317	528,317	280,710.98	54,298.45	3,000.00	244,606.02 53.7%
01406001	40197	Pension	2,537,557	2,537,557	.00	.00	.00	2,537,557.00 .0%
01406001	40198	Dental	18,911	18,911	9,512.04	1,420.55	.00	9,398.96 50.3%
01406001	40199	Life Ins	12,685	12,685	7,608.65	932.07	.00	5,076.35 60.0%
01406001	40901	Thrift Sav	51,720	51,720	27,684.60	2,474.94	.00	24,035.40 53.5%
01406001	40917	CobraReim	0	0	-7,436.26	.00	.00	7,436.26 100.0%
01406001	40932	PenReimWat	-112,773	-112,773	.00	.00	.00	-112,773.00 .0%
01406001	40933	PenReimSew	-119,847	-119,847	.00	.00	.00	-119,847.00 .0%
01406001	40934	StaPenReim	-620,000	-620,000	.00	.00	.00	-620,000.00 .0%
01406002	40194	UnemplComp	10,000	10,000	.00	.00	.00	10,000.00 .0%
01406002	40210	Offc Suppl	9,000	9,000	2,278.20	438.84	3,728.19	2,993.61 66.7%
01406002	40213	ComCopSupp	22,000	22,000	10,596.96	1,630.75	10,350.33	1,052.71 95.2%
01406002	40215	Postage	15,000	15,000	19,608.46	15,000.00	.00	-4,608.46 130.7%
01406002	40218	MiscExp	500	500	243.99	243.99	.00	256.01 48.8%
01406002	40310	ProfSrv	25,000	49,500	34,809.20	.00	5,598.00	9,092.80 81.6%
01406002	40311	AccAudSrv	75,000	75,000	35,000.00	5,000.00	40,000.00	.00 100.0%
01406002	40317	AnswerSrv	4,100	4,100	1,779.70	348.70	2,020.30	300.00 92.7%
01406002	40321	TeleChrg	63,800	63,800	39,146.73	3,781.31	24,653.26	.01 100.0%
01406002	40326	EquipLease	35,000	35,000	17,078.52	2,055.66	12,023.22	5,898.26 83.1%
01406002	40331	Travel	500	500	.00	.00	.00	500.00 .0%
01406002	40334	FrExpChg	1,000	1,000	83.39	.00	.00	916.61 8.3%
01406002	40341	AdvPr	23,000	23,000	12,885.37	2,681.51	10,022.82	91.81 99.6%
01406002	40342	Printing	4,000	4,000	3,447.10	454.84	627.90	-75.00 101.9%
01406002	40350	RateResDed	10,000	10,000	10,000.00	10,000.00	.00	.00 100.0%
01406002	40372	InsRepairs	50,000	50,000	139,969.05	.00	.00	-89,969.05 279.9%
01406002	40373	InsReimbur	-50,000	-50,000	-118,551.04	.00	.00	68,551.04 237.1%
01406002	40374	WCInsAud	20,000	20,000	8,070.00	.00	.00	11,930.00 40.4%
01406002	40378	INSOPEX	614,653	614,653	262,293.97	40,004.66	.00	352,359.03 42.7%
01406002	40420	DueSubMem	1,000	1,000	955.75	.00	.00	44.25 95.6%
01406002	40440	LaunUnClSr	0	0	4,027.74	833.70	5,472.26	-9,500.00 100.0%
01406002	40450	ContrSrv	12,000	12,000	10,982.35	3,930.62	936.88	80.77 99.3%
01406002	40571	EmpEvent	1,500	1,500	332.33	.00	.00	1,167.67 22.2%
01406002	40573	GenGovtExp	2,500	2,500	2,127.16	112.67	.00	372.84 85.1%
01406002	40760	MinMachEqu	1,000	1,000	45.99	.00	.00	954.01 4.6%
01406002	40905	SupWatReim	-4,813	-4,813	-1,937.50	.00	.00	-2,875.50 40.3%
01406002	40906	SupSewReim	-4,813	-4,813	-1,937.50	.00	.00	-2,875.50 40.3%
01406002	40912	CommWaReim	-8,263	-8,263	-4,243.76	.00	.00	-4,019.24 51.4%
01406002	40913	CommSeReim	-8,263	-8,263	-4,243.76	.00	.00	-4,019.24 51.4%

FOR 2022 07

ACCOUNTS FOR: 01	General Fund	ORIGINAL APPROP	REVISED BUDGET	YTD EXPENDED	MTD EXPENDED	ENC/REQ	AVAILABLE BUDGET	PCT USED
<a href="#">01406002</a>	<a href="#">40915</a> MedPhysica	500	500	.00	.00	.00	500.00	.0%
<a href="#">01406002</a>	<a href="#">45005</a> LHCabusInv	4,000	4,000	.00	.00	.00	4,000.00	.0%
<a href="#">01406002</a>	<a href="#">49000</a> IntFundTra	0	0	1,739,079.26	.00	.00	-1,739,079.26	100.0%
TOTAL Administrative		3,726,621	3,751,121	2,711,633.59	183,197.19	118,433.16	921,054.25	75.4%

FOR 2022 07

ACCOUNTS FOR: 01	General Fund	ORIGINAL APPROP	REVISED BUDGET	YTD EXPENDED	MTD EXPENDED	ENC/REQ	AVAILABLE BUDGET	PCT USED
407 Information Technology								
<a href="#">01407001</a>	<a href="#">40112</a>	<a href="#">SalWagFT</a>	76,323	76,323	41,097.00	7,338.75	.00	35,226.00 53.8%
<a href="#">01407001</a>	<a href="#">40180</a>	<a href="#">OT Pay</a>	1,000	1,000	.00	.00	.00	1,000.00 .0%
<a href="#">01407001</a>	<a href="#">40184</a>	<a href="#">AttendInc</a>	1,250	1,250	.00	.00	.00	1,250.00 .0%
<a href="#">01407002</a>	<a href="#">40325</a>	<a href="#">InternFees</a>	13,000	13,000	7,800.00	975.00	4,525.00	675.00 94.8%
<a href="#">01407002</a>	<a href="#">40370</a>	<a href="#">MainSerRep</a>	5,000	5,000	.00	.00	.00	5,000.00 .0%
<a href="#">01407002</a>	<a href="#">40382</a>	<a href="#">ITWatReimb</a>	-35,966	-35,966	-22,062.50	.00	.00	-13,903.50 61.3%
<a href="#">01407002</a>	<a href="#">40383</a>	<a href="#">ITSewReimb</a>	-35,966	-35,966	-22,062.50	.00	.00	-13,903.50 61.3%
<a href="#">01407002</a>	<a href="#">40452</a>	<a href="#">ContITNeSr</a>	653,920	653,920	322,044.88	43,259.67	168,477.54	163,397.58 75.0%
<a href="#">01407002</a>	<a href="#">40460</a>	<a href="#">ContEduc</a>	3,000	3,000	.00	.00	.00	3,000.00 .0%
<a href="#">01407002</a>	<a href="#">40760</a>	<a href="#">MinMachEqu</a>	25,000	25,000	230.13	.00	.00	24,769.87 .9%
TOTAL Information Technology			706,561	706,561	327,047.01	51,573.42	173,002.54	206,511.45 70.8%

FOR 2022 07

ACCOUNTS FOR: 01	General Fund	ORIGINAL APPROP	REVISED BUDGET	YTD EXPENDED	MTD EXPENDED	ENC/REQ	AVAILABLE BUDGET	PCT USED	
409 Engineering									
<a href="#">01409102</a>	<a href="#">40573</a>	<a href="#">GenGovtExp</a>	100,000	100,000	30,486.13	7,048.54	.00	69,513.87	30.5%
<a href="#">01409102</a>	<a href="#">40940</a>	<a href="#">SubdivBill</a>	700,000	700,000	391,421.86	63,736.05	.00	308,578.14	55.9%
<a href="#">01409102</a>	<a href="#">40941</a>	<a href="#">SubdivReim</a>	-700,000	-700,000	-297,581.81	.00	.00	-402,418.19	42.5%
<a href="#">01409102</a>	<a href="#">40944</a>	<a href="#">TraffConSt</a>	7,000	7,000	.00	.00	.00	7,000.00	.0%
<a href="#">01409102</a>	<a href="#">40945</a>	<a href="#">StWaterMan</a>	5,000	5,000	.00	.00	.00	5,000.00	.0%
TOTAL Engineering			112,000	112,000	124,326.18	70,784.59	.00	-12,326.18	111.0%



JULY 2022

FOR 2022 07

ACCOUNTS FOR: 01	General Fund	ORIGINAL APPROP	REVISED BUDGET	YTD EXPENDED	MTD EXPENDED	ENC/REQ	AVAILABLE BUDGET	PCT USED
410 Police								
01410001	40112	Wages	334,043	334,043	139,170.88	25,296.88	.00	194,872.12 41.7%
01410001	40172	HolidayPay	0	0	5,828.64	1,478.34	.00	-5,828.64 100.0%
01410001	40177	Sick Pay	0	0	15,253.02	.00	.00	-15,253.02 100.0%
01410001	40179	Long Pay	5,400	5,400	2,900.00	2,500.00	.00	2,500.00 53.7%
01410001	40180	OT Pay	4,500	4,500	.00	.00	.00	4,500.00 .0%
01410001	40184	AttendInc	5,000	5,000	2,178.57	.00	.00	2,821.43 43.6%
01410001	40188	PTO	0	0	28,155.86	5,451.70	.00	-28,155.86 100.0%
01410001	40221	BEREAV	0	0	162.42	162.42	.00	-162.42 100.0%
01410002	40228	K9Supp	15,000	15,000	1,295.41	83.98	7,516.12	6,188.47 58.7%
01410002	40229	MealFood	3,000	3,000	1,319.36	116.04	.00	1,680.64 44.0%
01410002	40238	UnifCloth	45,000	45,000	26,135.62	740.90	14,959.39	3,904.99 91.3%
01410002	40241	GenGovSup	15,000	15,000	6,887.91	1,720.47	1,479.00	6,633.09 55.8%
01410002	40260	SmToMiPurc	25,000	25,000	10,717.94	322.10	-9,030.00	23,312.06 6.8%
01410002	40310	ProfSrv	6,000	6,000	150.00	.00	.00	5,850.00 2.5%
01410002	40316	TestFees	5,000	5,000	.00	.00	.00	5,000.00 .0%
01410002	40327	RadEqMaint	3,000	3,000	885.00	.00	.00	2,115.00 29.5%
01410002	40331	Travel	5,000	5,000	2,108.47	.00	.00	2,891.53 42.2%
01410002	40338	ExpPost	1,000	1,000	.00	.00	.00	1,000.00 .0%
01410002	40339	CriInvExp	5,000	5,000	739.06	344.87	.00	4,260.94 14.8%
01410002	40340	MERTExp	15,000	15,000	7,521.12	.00	271.96	7,206.92 52.0%
01410002	40345	DUIChcExp	216,184	216,184	54,972.07	26,444.58	.00	161,211.93 25.4%
01410002	40346	Sweep Exp	1,000	1,000	.00	.00	.00	1,000.00 .0%
01410002	40420	DueSubMem	7,000	7,000	9,096.95	385.95	.00	-2,096.95 130.0%
01410002	40450	ContrSrv	16,000	16,000	7,404.00	1,897.00	3,586.00	5,010.00 68.7%
01410002	40462	Train Exp	50,000	50,000	24,431.62	590.00	705.00	24,863.38 50.3%
01410002	40760	MinMachEqu	20,000	20,000	4,898.00	.00	3,358.00	11,744.00 41.3%
01410002	40781	PubRelExp	20,000	20,000	6,881.93	4,100.58	-944.20	14,062.27 29.7%
01410002	40784	HerHelpers	2,000	2,000	-4,500.00	.00	.00	6,500.00 -225.0%
01410002	40789	LifeSaver	3,000	3,000	.00	.00	.00	3,000.00 .0%
01410002	40790	NNOutExp	2,000	2,000	1,293.10	1,293.10	.00	706.90 64.7%
01410002	40796	RecruitExp	12,000	12,000	6,490.00	6,000.00	.00	5,510.00 54.1%
01410002	40797	WeapAmm	107,400	107,400	87,223.25	.00	-20,735.30	40,912.05 61.9%
01410002	40915	MedPhysica	5,000	5,000	1,119.88	.00	.00	3,880.12 22.4%
01410201	40112	Wages	3,339,806	3,339,806	1,441,195.15	183,197.76	.00	1,898,610.85 43.2%
01410201	40113	SpAlloc	-164,800	-164,800	-52,888.63	.00	.00	-111,911.37 32.1%
01410201	40171	Vacatn Pay	0	0	101,518.23	29,753.67	.00	-101,518.23 100.0%
01410201	40172	HolidayPay	100,000	100,000	111,278.97	24,502.94	.00	-11,278.97 111.3%
01410201	40174	TrainPay	0	0	147,692.32	17,236.28	.00	-147,692.32 100.0%
01410201	40176	PersonlPay	0	0	17,564.33	1,964.58	.00	-17,564.33 100.0%
01410201	40177	Sick Pay	0	0	13,732.14	9,209.15	.00	-13,732.14 100.0%

FOR 2022 07

ACCOUNTS FOR: 01	General Fund	ORIGINAL APPROP	REVISED BUDGET	YTD EXPENDED	MTD EXPENDED	ENC/REQ	AVAILABLE BUDGET	PCT USED	
<a href="#">01410201</a>	<a href="#">40179</a>	<a href="#">Long Pay</a>	38,300	38,300	19,300.00	5,000.00	.00	19,000.00	50.4%
<a href="#">01410201</a>	<a href="#">40180</a>	<a href="#">OT Pay</a>	300,000	300,000	107,023.42	22,449.25	.00	192,976.58	35.7%
<a href="#">01410201</a>	<a href="#">40181</a>	<a href="#">Court OT</a>	15,000	15,000	6,620.64	1,140.01	.00	8,379.36	44.1%
<a href="#">01410201</a>	<a href="#">40184</a>	<a href="#">AttendInc</a>	42,750	42,750	42,327.10	.00	.00	422.90	99.0%
<a href="#">01410201</a>	<a href="#">40187</a>	<a href="#">CompTimPay</a>	0	0	54,010.07	10,155.43	.00	-54,010.07	100.0%
<a href="#">01410201</a>	<a href="#">40221</a>	<a href="#">BEREAV</a>	0	0	2,452.89	.00	.00	-2,452.89	100.0%
<a href="#">01410201</a>	<a href="#">40222</a>	<a href="#">DPEXJobPay</a>	25,000	25,000	.00	.00	.00	25,000.00	.0%
<a href="#">01410201</a>	<a href="#">40461</a>	<a href="#">ContEdReim</a>	15,000	15,000	15,231.22	6,430.82	.00	-231.22	101.5%
<a href="#">01410502</a>	<a href="#">40915</a>	<a href="#">MedPhysica</a>	5,000	5,000	-67.89	-67.89	.00	5,067.89	-1.4%
<a href="#">01410701</a>	<a href="#">40192</a>	<a href="#">FICAEmploy</a>	294,763	294,763	158,799.12	24,040.96	.00	135,963.88	53.9%
<a href="#">01410701</a>	<a href="#">40196</a>	<a href="#">HealthIns</a>	740,075	740,075	412,262.83	84,242.66	.00	327,812.17	55.7%
<a href="#">01410701</a>	<a href="#">40198</a>	<a href="#">Dental</a>	27,540	27,540	11,738.74	1,935.58	.00	15,801.26	42.6%
<a href="#">01410701</a>	<a href="#">40199</a>	<a href="#">Life Ins</a>	22,351	22,351	14,373.86	1,809.73	.00	7,977.14	64.3%
<a href="#">01410701</a>	<a href="#">40901</a>	<a href="#">Thrift Sav</a>	80,000	80,000	46,380.00	2,720.00	.00	33,620.00	58.0%
<a href="#">01410701</a>	<a href="#">40921</a>	<a href="#">PostRetHea</a>	24,000	24,000	4,286.22	.00	.00	19,713.78	17.9%
TOTAL Police			5,858,312	5,858,312	3,125,550.81	504,649.84	1,165.97	2,731,595.22	53.4%

FOR 2022 07

ACCOUNTS FOR: 01 General Fund	ORIGINAL APPROP	REVISED BUDGET	YTD EXPENDED	MTD EXPENDED	ENC/REQ	AVAILABLE BUDGET	PCT USED
411 Fire							
<u>01411001 40112 SalWagFT</u>	151,006	151,006	75,773.56	12,264.42	.00	75,232.44	50.2%
<u>01411001 40172 HolidayPay</u>	0	0	2,729.10	580.80	.00	-2,729.10	100.0%
<u>01411001 40177 Sick Pay</u>	0	0	1,623.58	.00	.00	-1,623.58	100.0%
<u>01411001 40180 OT Pay</u>	1,000	1,000	1,224.32	262.35	.00	-224.32	122.4%
<u>01411001 40184 AttendInc</u>	1,875	1,875	625.00	.00	.00	1,250.00	33.3%
<u>01411001 40188 PTO</u>	0	0	5,179.11	1,861.19	.00	-5,179.11	100.0%
TOTAL Fire	153,881	153,881	87,154.67	14,968.76	.00	66,726.33	56.6%

FOR 2022 07

ACCOUNTS FOR: 01	General Fund	ORIGINAL APPROP	REVISED BUDGET	YTD EXPENDED	MTD EXPENDED	ENC/REQ	AVAILABLE BUDGET	PCT USED
412 Ambulance/Rescue								
<a href="#">01412002</a>	<a href="#">40792</a>	30,000	30,000	30,000.00	.00	.00	.00	100.0%
TOTAL Ambulance/Rescue		30,000	30,000	30,000.00	.00	.00	.00	100.0%

FOR 2022 07

ACCOUNTS FOR: 01	General Fund	ORIGINAL APPROP	REVISED BUDGET	YTD EXPENDED	MTD EXPENDED	ENC/REQ	AVAILABLE BUDGET	PCT USED
415 Emergency Management								
<a href="#">01415001</a>	<a href="#">40110</a>	<a href="#">SalWagApp</a>	2,000	2,000	1,000.00	.00	.00	1,000.00 50.0%
<a href="#">01415001</a>	<a href="#">40117</a>	<a href="#">SalWagSeas</a>	1,000	1,000	.00	.00	.00	1,000.00 .0%
<a href="#">01415002</a>	<a href="#">40238</a>	<a href="#">UnifCloth</a>	1,000	1,000	.00	.00	.00	1,000.00 .0%
<a href="#">01415002</a>	<a href="#">40240</a>	<a href="#">GenGovMat</a>	3,500	3,500	759.60	.00	9.00	2,731.40 22.0%
<a href="#">01415002</a>	<a href="#">40260</a>	<a href="#">SmToMiPurc</a>	2,000	2,000	1,659.22	878.00	279.60	61.18 96.9%
<a href="#">01415002</a>	<a href="#">40328</a>	<a href="#">RadEqInsta</a>	5,500	5,500	2,395.14	.00	-575.00	3,679.86 33.1%
<a href="#">01415002</a>	<a href="#">40331</a>	<a href="#">Travel</a>	600	600	.00	.00	.00	600.00 .0%
<a href="#">01415002</a>	<a href="#">40420</a>	<a href="#">DueSubMem</a>	700	700	369.00	273.00	.00	331.00 52.7%
<a href="#">01415002</a>	<a href="#">40450</a>	<a href="#">ContrSrv</a>	250	250	.00	.00	.00	250.00 .0%
<a href="#">01415002</a>	<a href="#">40460</a>	<a href="#">ContEduc</a>	10,000	10,000	.00	.00	.00	10,000.00 .0%
<a href="#">01415002</a>	<a href="#">40570</a>	<a href="#">CommEvent</a>	2,500	2,500	915.00	500.00	.00	1,585.00 36.6%
<a href="#">01415002</a>	<a href="#">40750</a>	<a href="#">Computers</a>	3,000	3,000	.00	.00	569.00	2,431.00 19.0%
TOTAL Emergency Management			32,050	32,050	7,097.96	1,651.00	282.60	24,669.44 23.0%

FOR 2022 07

ACCOUNTS FOR: 01	General Fund	ORIGINAL APPROP	REVISED BUDGET	YTD EXPENDED	MTD EXPENDED	ENC/REQ	AVAILABLE BUDGET	PCT USED
430 Public Works - General Service								
01430001	40112	Wages	122,600	122,600	62,408.28	8,326.85	.00	60,191.72 50.9%
01430001	40117	SalWagSeas	0	0	23,997.00	11,153.00	.00	-23,997.00 100.0%
01430001	40172	HolidayPay	0	0	1,992.09	415.86	.00	-1,992.09 100.0%
01430001	40177	Sick Pay	0	0	646.53	.00	.00	-646.53 100.0%
01430001	40180	OT Pay	3,000	3,000	.00	.00	.00	3,000.00 .0%
01430001	40184	AttendInc	2,250	2,250	1,647.54	.00	.00	602.46 73.2%
01430001	40188	PTO	0	0	1,465.51	299.35	.00	-1,465.51 100.0%
01430001	40914	LicenReim	1,000	1,000	.00	.00	.00	1,000.00 .0%
01430002	40229	MealFood	500	500	102.41	.00	.00	397.59 20.5%
01430002	40230	Fuels	185,000	185,000	137,939.40	7,920.40	22,591.05	24,469.55 86.8%
01430002	40238	UnifCloth	8,000	8,000	2,104.92	310.00	1,189.66	4,705.42 41.2%
01430002	40240	GenGovMat	300,000	300,000	159,196.10	46,834.59	21,660.07	119,143.83 60.3%
01430002	40241	GenGovSup	0	0	121.78	29.53	.00	-121.78 100.0%
01430002	40251	Parts	125,000	125,000	81,762.94	4,879.38	467.70	42,769.36 65.8%
01430002	40260	SmToMiPurc	13,500	13,500	4,488.17	691.93	.00	9,011.83 33.2%
01430002	40313	EngSrv	10,000	10,000	2,814.49	.00	.00	7,185.51 28.1%
01430002	40329	PaOneCall	12,000	12,000	1,193.37	197.07	9,153.82	1,652.81 86.2%
01430002	40331	Travel	500	500	17.70	17.70	.00	482.30 3.5%
01430002	40341	Advprin	500	500	.00	.00	.00	500.00 .0%
01430002	40361	Utilities	75,000	75,000	41,755.35	3,286.50	37,334.88	-4,090.23 105.5%
01430002	40370	MainSerRep	5,000	5,000	10,513.83	.00	-7,786.80	2,272.97 54.5%
01430002	40377	TWPBU	2,000	2,000	994.01	.00	.00	1,005.99 49.7%
01430002	40384	RentMachEq	20,000	20,000	2,386.12	.00	.00	17,613.88 11.9%
01430002	40420	DueSubMem	700	700	12.95	.00	.00	687.05 1.9%
01430002	40440	LaunUnClSr	17,000	17,000	2,700.01	380.84	3,899.99	10,400.00 38.8%
01430002	40450	ContrSrv	237,500	212,200	74,114.04	7,289.39	52,854.06	85,231.90 59.8%
01430002	40460	ContEduc	5,000	5,000	614.99	.00	.00	4,385.01 12.3%
01430002	40573	GenGovtExp	2,500	2,500	987.33	.00	.00	1,512.67 39.5%
01430002	40760	MajMachEq	0	25,300	25,243.50	25,243.50	.00	56.50 99.8%
01430002	40793	Tires	30,000	30,000	8,430.48	1,763.78	16,569.52	5,000.00 83.3%
01430002	40798	TrafMaint	35,000	35,000	8,413.66	1,090.05	16,586.34	10,000.00 71.4%
01430002	40914	LicenReim	0	0	144.00	.00	.00	-144.00 100.0%
01430002	40915	MedPhysica	5,000	5,000	1,613.00	.00	.00	3,387.00 32.3%
01430002	40945	StWaterMan	65,500	65,500	25,309.30	6,490.46	13,509.54	26,681.16 59.3%
01430002	40960	EleWatrReim	-9,000	-9,000	-4,687.50	.00	.00	-4,312.50 52.1%
01430002	40961	EleSewReim	-9,000	-9,000	-4,687.50	.00	.00	-4,312.50 52.1%
01430101	40112	Wages	1,358,355	1,358,355	632,252.64	96,305.42	.00	726,102.36 46.5%
01430101	40113	SpAlloc	-85,975	-85,975	.00	.00	.00	-85,975.00 .0%
01430101	40117	SalWagSeas	63,000	63,000	.00	.00	.00	63,000.00 .0%
01430101	40172	HolidayPay	0	0	18,824.02	4,946.81	.00	-18,824.02 100.0%

FOR 2022 07

ACCOUNTS FOR: 01	General Fund	ORIGINAL APPROP	REVISED BUDGET	YTD EXPENDED	MTD EXPENDED	ENC/REQ	AVAILABLE BUDGET	PCT USED
<a href="#">01430101</a>	<a href="#">40173 StandBy</a>	14,000	14,000	8,085.00	1,347.50	.00	5,915.00	57.8%
<a href="#">01430101</a>	<a href="#">40177 Sick Pay</a>	0	0	14,790.94	7,684.15	.00	-14,790.94	100.0%
<a href="#">01430101</a>	<a href="#">40180 OT Pay</a>	115,000	115,000	48,835.48	1,525.20	.00	66,164.52	42.5%
<a href="#">01430101</a>	<a href="#">40184 AttendInc</a>	27,600	27,600	9,831.20	.00	.00	17,768.80	35.6%
<a href="#">01430101</a>	<a href="#">40188 PTO</a>	0	0	42,809.26	14,591.87	.00	-42,809.26	100.0%
<a href="#">01430101</a>	<a href="#">40189 WC Offset</a>	0	0	1,146.67	1,146.67	.00	-1,146.67	100.0%
<a href="#">01430101</a>	<a href="#">40192 FICAEmploy</a>	120,714	120,714	63,787.97	10,731.33	.00	56,926.03	52.8%
<a href="#">01430101</a>	<a href="#">40196 HealthIns</a>	422,769	422,769	221,430.80	33,638.02	.00	201,338.20	52.4%
<a href="#">01430101</a>	<a href="#">40198 Dental</a>	15,059	15,059	6,396.61	868.27	.00	8,662.39	42.5%
<a href="#">01430101</a>	<a href="#">40199 Life Ins</a>	8,886	8,886	5,636.05	719.24	.00	3,249.95	63.4%
<a href="#">01430101</a>	<a href="#">40221 BEREAV</a>	0	0	3,114.44	.00	.00	-3,114.44	100.0%
<a href="#">01430101</a>	<a href="#">40470 DruAlcTest</a>	3,500	3,500	.00	.00	.00	3,500.00	.0%
<a href="#">01430101</a>	<a href="#">40901 Thrift Sav</a>	27,500	27,500	15,617.32	1,800.00	.00	11,882.68	56.8%
TOTAL Public Works - General Serv		3,356,458	3,356,458	1,768,314.20	301,924.66	188,029.83	1,400,113.97	58.3%

JULY 2022

FOR 2022 07

ACCOUNTS FOR: 01	General Fund	ORIGINAL APPROP	REVISED BUDGET	YTD EXPENDED	MTD EXPENDED	ENC/REQ	AVAILABLE BUDGET	PCT USED
451 Recreation Administration								
<a href="#">01451001</a>	<a href="#">40112</a>	<a href="#">SalWagFT</a>	80,765	80,765	42,556.87	7,144.58	.00	38,208.13 52.7%
<a href="#">01451001</a>	<a href="#">40115</a>	<a href="#">SalWagPT</a>	13,500	13,500	4,852.00	2,676.00	.00	8,648.00 35.9%
<a href="#">01451001</a>	<a href="#">40117</a>	<a href="#">SalWagSeas</a>	103,720	103,720	50,032.57	34,828.16	.00	53,687.43 48.2%
<a href="#">01451001</a>	<a href="#">40172</a>	<a href="#">HolidayPay</a>	0	0	1,242.52	310.63	.00	-1,242.52 100.0%
<a href="#">01451001</a>	<a href="#">40180</a>	<a href="#">OT Pay</a>	15,000	15,000	8,297.10	3,845.13	.00	6,702.90 55.3%
<a href="#">01451001</a>	<a href="#">40184</a>	<a href="#">AttendInc</a>	1,250	1,250	.00	.00	.00	1,250.00 .0%
<a href="#">01451001</a>	<a href="#">40188</a>	<a href="#">PTO</a>	0	0	1,242.52	310.63	.00	-1,242.52 100.0%
<a href="#">01451002</a>	<a href="#">40238</a>	<a href="#">UnifCloth</a>	5,625	5,625	6,080.50	5,970.00	.00	-455.50 108.1%
<a href="#">01451002</a>	<a href="#">40240</a>	<a href="#">GenGovMat</a>	6,500	6,500	3,255.77	199.69	961.01	2,283.22 64.9%
<a href="#">01451002</a>	<a href="#">40247</a>	<a href="#">CultRecSup</a>	12,500	12,500	5,616.66	2,060.17	.00	6,883.34 44.9%
<a href="#">01451002</a>	<a href="#">40260</a>	<a href="#">SmToMiPurc</a>	2,500	2,500	2,665.25	751.57	-1,913.68	1,748.43 30.1%
<a href="#">01451002</a>	<a href="#">40310</a>	<a href="#">ProfSrv</a>	0	0	38,023.88	38,023.88	-38,023.88	.00 .0%
<a href="#">01451002</a>	<a href="#">40335</a>	<a href="#">WehrDamDEP</a>	5,500	5,500	.00	.00	.00	5,500.00 .0%
<a href="#">01451002</a>	<a href="#">40384</a>	<a href="#">VMEqRent</a>	6,000	6,000	1,380.00	.00	1,250.00	3,370.00 43.8%
<a href="#">01451002</a>	<a href="#">40450</a>	<a href="#">ContrSrv</a>	104,750	104,750	18,952.92	3,415.67	6,447.88	79,349.20 24.2%
<a href="#">01451002</a>	<a href="#">40460</a>	<a href="#">ContEduc</a>	2,000	2,000	535.00	.00	.00	1,465.00 26.8%
<a href="#">01451002</a>	<a href="#">40570</a>	<a href="#">CommEvent</a>	34,000	34,000	13,437.70	991.00	1,250.00	19,312.30 43.2%
<a href="#">01451002</a>	<a href="#">40573</a>	<a href="#">GenGovtExp</a>	2,000	2,000	.00	.00	.00	2,000.00 .0%
<a href="#">01451002</a>	<a href="#">40795</a>	<a href="#">FacUseFee</a>	5,000	5,000	.00	.00	.00	5,000.00 .0%
<a href="#">01451002</a>	<a href="#">40796</a>	<a href="#">RecruitExp</a>	750	750	652.45	13.00	.00	97.55 87.0%
TOTAL Recreation Administration			401,360	401,360	198,823.71	100,540.11	-30,028.67	232,564.96 42.1%



JULY 2022

FOR 2022 07

ACCOUNTS FOR: 01	General Fund	ORIGINAL APPROP	REVISED BUDGET	YTD EXPENDED	MTD EXPENDED	ENC/REQ	AVAILABLE BUDGET	PCT USED
460 Community Development								
<u>01414001</u>	<u>40110</u>	<u>SalWagApp</u>	4,000	4,000	1,800.00	.00	2,200.00	45.0%
<u>01460001</u>	<u>40112</u>	<u>Wages</u>	562,742	562,742	245,685.58	43,397.65	317,056.42	43.7%
<u>01460001</u>	<u>40115</u>	<u>SalWagPT</u>	39,520	39,520	3,997.50	1,885.00	35,522.50	10.1%
<u>01460001</u>	<u>40117</u>	<u>SalWagSeas</u>	0	0	2,193.75	.00	-2,193.75	100.0%
<u>01460001</u>	<u>40172</u>	<u>HolidayPay</u>	0	0	9,842.32	2,551.84	-9,842.32	100.0%
<u>01460001</u>	<u>40177</u>	<u>Sick Pay</u>	0	0	12,099.34	2,261.42	-12,099.34	100.0%
<u>01460001</u>	<u>40180</u>	<u>OT Pay</u>	12,000	12,000	3,204.53	262.34	8,795.47	26.7%
<u>01460001</u>	<u>40184</u>	<u>AttendInc</u>	10,150	10,150	6,493.98	.00	3,656.02	64.0%
<u>01460001</u>	<u>40188</u>	<u>PTO</u>	0	0	16,266.81	6,171.32	-16,266.81	100.0%
<u>01460001</u>	<u>40221</u>	<u>BEREAV</u>	0	0	142.14	.00	-142.14	100.0%
<u>01460002</u>	<u>40238</u>	<u>UnifCloth</u>	500	500	.00	.00	500.00	.0%
<u>01460002</u>	<u>40239</u>	<u>SafetySup</u>	200	200	.00	.00	200.00	.0%
<u>01460002</u>	<u>40260</u>	<u>SmToMiPurc</u>	400	400	.00	.00	400.00	.0%
<u>01460002</u>	<u>40312</u>	<u>ConsultSrv</u>	100,000	100,000	3,055.85	3,055.85	94,944.15	5.1%
<u>01460002</u>	<u>40331</u>	<u>Travel</u>	1,500	1,500	.00	.00	1,500.00	.0%
<u>01460002</u>	<u>40400</u>	<u>CourtCosts</u>	1,200	1,200	.00	.00	1,200.00	.0%
<u>01460002</u>	<u>40420</u>	<u>DueSubMem</u>	2,500	2,500	1,164.30	.00	1,283.70	48.7%
<u>01460002</u>	<u>40450</u>	<u>ContrSrv</u>	10,000	10,000	6,739.35	.00	584.50	94.2%
<u>01460002</u>	<u>40460</u>	<u>ContEduc</u>	2,500	2,500	306.58	279.08	2,193.42	12.3%
<u>01460002</u>	<u>40573</u>	<u>GenGovtExp</u>	200	200	184.66	.00	15.34	92.3%
<u>01460002</u>	<u>40760</u>	<u>MinMachEqu</u>	500	500	.00	.00	500.00	.0%
<u>01460002</u>	<u>40952</u>	<u>Codificat</u>	1,195	1,195	1,095.42	.00	99.58	91.7%
<u>01460002</u>	<u>40968</u>	<u>InspPResid</u>	10,000	10,000	.00	.00	10,000.00	.0%
TOTAL Community Development			759,107	759,107	314,272.11	59,864.50	440,106.74	42.0%
TOTAL General Fund			16,554,503	16,554,503	9,224,833.99	1,358,248.94	6,827,955.43	58.8%
TOTAL EXPENSES			16,554,503	16,554,503	9,224,833.99	1,358,248.94	6,827,955.43	

# Fire Fund

FUND: 03 Fire Fund			NET CHANGE FOR PERIOD	ACCOUNT BALANCE
<b>ASSETS</b>				
03	10000	Checking	-75,865.06	622,522.89
03	10120	Money Market (Neffs)	21.03	100,345.46
03	10700	Fire Apparatus Fund 7859	.00	195,001.58
03	12450	Revenue Accrual	14,370.81	29,261.26
03	14201	Delinquent Taxes Receivable	.00	33,541.59
03	14530	Accounts Receivable - Other	.00	1,577.02
03	15500	Prepaid	-6,046.05	350,053.41
TOTAL ASSETS			-67,519.27	1,332,303.21
<b>LIABILITIES</b>				
03	20025	Accounts Payable Accrual	-5,360.58	243,301.43
03	28000	Def Inflow - Unavail Tax Rev	.00	-30,222.86
03	29000	Interfund Transfer	-11,681.44	-11,681.41
TOTAL LIABILITIES			-17,042.02	201,397.16
<b>FUND BALANCE</b>				
03	18500	Revenue Control	-29,282.29	-1,125,044.12
03	27999	Fund Balance	.00	-1,038,758.91
03	29100	Encumbrance Control	.00	105.00
03	29400	Expenditure Control	113,843.58	630,102.66
03	29700	Fund Bal Res for Encumbrance	.00	-105.00
TOTAL FUND BALANCE			84,561.29	-1,533,700.37
TOTAL LIABILITIES + FUND BALANCE			67,519.27	-1,332,303.21

FOR 2022 07

ACCOUNTS FOR: 03 Fire Fund	ORIGINAL ESTIM REV	REVISED EST REV	ACTUAL YTD REVENUE	ACTUAL MTD REVENUE	REMAINING REVENUE	PCT COLL
411 Fire						
<a href="#">03000009 30161 Fr Tx Ex</a>	-5,000	-5,000	-3,464.57	.00	-1,535.43	69.3%
<a href="#">03000009 34101 IntErnd</a>	0	0	-317.20	-21.03	317.20	100.0%
<a href="#">03000009 36221 FirTaxRev</a>	-1,137,263	-1,137,263	-1,110,173.50	-29,261.26	-27,089.50	97.6%
<a href="#">03000009 36222 DELFIRETAX</a>	-15,000	-15,000	-23,392.58	.00	8,392.58	156.0%
<a href="#">03000009 37221 DisFireTxO</a>	22,745	22,745	21,413.73	.00	1,331.27	94.1%
<a href="#">03000009 39110 SaleFARev</a>	0	0	-9,110.00	.00	9,110.00	100.0%
TOTAL Fire	-1,134,518	-1,134,518	-1,125,044.12	-29,282.29	-9,473.88	99.2%
TOTAL Fire Fund	-1,134,518	-1,134,518	-1,125,044.12	-29,282.29	-9,473.88	99.2%
TOTAL REVENUES	-1,134,518	-1,134,518	-1,125,044.12	-29,282.29	-9,473.88	

JULY 2022

FOR 2022 07

ACCOUNTS FOR:	ORIGINAL	REVISED	YTD EXPENDED	MTD EXPENDED	ENC/REQ	AVAILABLE	PCT
03 Fire Fund	APPROP	BUDGET				BUDGET	USED
411 Fire							
03411001 40195 WorkComIns	55,000	55,000	30,637.82	4,376.83	.00	24,362.18	55.7%
03411002 40230 Fuels	45,000	45,000	38,491.51	24,446.66	.00	6,508.49	85.5%
03411002 40238 UnifCloth	750	750	.00	.00	.00	750.00	.0%
03411002 40241 GenGovSup	15,000	11,549	7,015.61	1,595.42	.00	4,532.95	60.7%
03411002 40242 PubSafSup	0	0	-378.97	.00	.00	378.97	100.0%
03411002 40245 VEHMaint	120,000	120,000	94,942.27	8,445.76	.00	25,057.73	79.1%
03411002 40260 SmToMiPurc	1,250	1,250	5,096.59	3,921.26	.00	-3,846.59	407.7%
03411002 40311 AccAudSrv	17,000	17,000	9,225.58	1,149.00	.00	7,774.42	54.3%
03411002 40316 TestFees	17,000	17,000	5,704.98	3,077.80	.00	11,295.02	33.6%
03411002 40321 TeleChrg	23,000	23,000	14,266.25	2,022.87	.00	8,733.75	62.0%
03411002 40326 EquVehLea	5,000	5,000	2,123.34	650.00	.00	2,876.66	42.5%
03411002 40334 FrExpChg	500	500	202.26	.00	.00	297.74	40.5%
03411002 40361 Electric	0	0	313.71	313.71	.00	-313.71	100.0%
03411002 40370 MainSerRep	8,000	11,451	11,877.40	401.94	.00	-425.96	103.7%
03411002 40373 INSReimbur	0	0	16,361.66	.00	.00	-16,361.66	100.0%
03411002 40378 INSOPEX	25,000	25,000	7,841.82	1,557.08	.00	17,158.18	31.4%
03411002 40384 VMEqRent	0	0	379.68	.00	.00	-379.68	100.0%
03411002 40420 DueSubMem	0	0	385.00	65.00	.00	-385.00	100.0%
03411002 40450 ContrSrv	25,000	25,000	22,316.65	5,506.10	.00	2,683.35	89.3%
03411002 40452 ContITNeSr	35,000	35,000	14,898.62	901.41	.00	20,101.38	42.6%
03411002 40460 ContEduc	32,500	32,500	20,148.82	1,205.43	.00	12,351.18	62.0%
03411002 40785 FirePolice	10,000	10,000	5,793.39	2,381.00	.00	4,206.61	57.9%
03411002 40791 FirePreExp	4,000	4,000	96.35	.00	.00	3,903.65	2.4%
03411002 40792 Contribut	25,000	25,000	.00	.00	.00	25,000.00	.0%
03411002 40799 FC Ret PRG	200,000	200,000	93,333.50	46,809.50	.00	106,666.50	46.7%
03411002 40800 Contingenc	10,000	10,000	.00	.00	.00	10,000.00	.0%
03411002 40915 MedPhysica	5,000	5,000	.00	.00	.00	5,000.00	.0%
03411003 40800 Contingenc	291,681	291,681	177,625.79	.00	.00	114,055.21	60.9%
03411102 40238 UnifCloth	6,000	6,000	3,613.19	179.99	.00	2,386.81	60.2%
03411102 40240 GenGovMat	1,000	1,000	570.95	.00	.00	429.05	57.1%
03411102 40241 GenGovSup	2,500	2,500	2,500.00	.00	.00	.00	100.0%
03411102 40260 SmToMiPurc	1,750	1,750	1,750.00	.00	.00	.00	100.0%
03411102 40361 Electric	6,500	6,500	3,853.12	397.80	.00	2,646.88	59.3%
03411102 40370 MainSerRep	1,500	1,500	1,500.00	.00	.00	.00	100.0%
03411102 40401 Gas	4,500	4,500	1,850.59	340.00	.00	2,649.41	41.1%
03411102 40420 DueSubMem	4,500	4,500	1,663.23	109.35	.00	2,836.77	37.0%
03411202 40238 UnifCloth	6,000	6,000	2,333.81	1,362.00	.00	3,666.19	38.9%
03411202 40240 GenGovMat	1,000	1,000	632.99	159.99	.00	367.01	63.3%
03411202 40241 GenGovSup	2,500	2,500	2,500.00	.00	.00	.00	100.0%
03411202 40260 SmToMiPurc	1,750	1,750	1,750.00	.00	.00	.00	100.0%

FOR 2022 07

ACCOUNTS FOR: 03 Fire Fund	ORIGINAL APPROP	REVISED BUDGET	YTD EXPENDED	MTD EXPENDED	ENC/REQ	AVAILABLE BUDGET	PCT USED
<a href="#">03411202 40361 Electric</a>	5,500	5,500	3,369.51	.00	.00	2,130.49	61.3%
<a href="#">03411202 40370 MainSerRep</a>	1,500	1,500	1,500.00	.00	.00	.00	100.0%
<a href="#">03411202 40402 Oil</a>	4,000	4,000	5,087.13	.00	.00	-1,087.13	127.2%
<a href="#">03411202 40420 DueSubMem</a>	2,500	2,500	472.34	37.38	.00	2,027.66	18.9%
<a href="#">03411302 40238 UnifCloth</a>	6,000	3,081	2,083.91	1,177.75	.00	997.01	67.6%
<a href="#">03411302 40240 GenGovMat</a>	1,000	3,919	3,919.08	.00	.00	.00	100.0%
<a href="#">03411302 40241 GenGovSup</a>	2,500	2,500	1,194.95	142.50	.00	1,305.05	47.8%
<a href="#">03411302 40260 SmToMiPurc</a>	1,750	1,750	1,750.00	.00	.00	.00	100.0%
<a href="#">03411302 40361 Electric</a>	6,600	6,600	3,146.11	776.13	.00	3,453.89	47.7%
<a href="#">03411302 40370 MainSerRep</a>	1,500	1,500	810.67	296.54	.00	689.33	54.0%
<a href="#">03411302 40402 Oil</a>	2,250	2,250	2,838.95	.00	.00	-588.95	126.2%
<a href="#">03411302 40420 DueSubMem</a>	2,500	2,500	712.50	37.38	.00	1,787.50	28.5%
TOTAL Fire	1,047,781	1,047,781	630,102.66	113,843.58	.00	417,678.34	60.1%
TOTAL Fire Fund	1,047,781	1,047,781	630,102.66	113,843.58	.00	417,678.34	60.1%
TOTAL EXPENSES	1,047,781	1,047,781	630,102.66	113,843.58	.00	417,678.34	

# Open Space Fund

FUND: 04 Open Space			NET CHANGE FOR PERIOD	ACCOUNT BALANCE
<b>ASSETS</b>				
04	10123	E/W Open Space Checking	.00	66,708.01
04	10124	East Open Space Checking	.00	87,094.07
04	10125	West Open Space Checking	.00	271,697.39
TOTAL ASSETS			.00	425,499.47
<b>FUND BALANCE</b>				
04	18500	Revenue Control	.00	-18,523.75
04	27999	Fund Balance	.00	-418,920.72
04	29100	Encumbrance Control	.00	12,235.00
04	29400	Expenditure Control	.00	11,945.00
04	29700	Fund Bal Res for Encumbrance	.00	-12,235.00
TOTAL FUND BALANCE			.00	-425,499.47
TOTAL LIABILITIES + FUND BALANCE			.00	-425,499.47



FOR 2022 07

ACCOUNTS FOR:  
04 Open Space

	ORIGINAL ESTIM REV	REVISED EST REV	ACTUAL YTD REVENUE	ACTUAL MTD REVENUE	REMAINING REVENUE	PCT COLL
000 Undefined						
<a href="#">04000009 37871 E/W Rev</a>	0	0	-3,113.50	.00	3,113.50	100.0%
<a href="#">04000109 37871 East Rev</a>	0	0	-14,483.50	.00	14,483.50	100.0%
<a href="#">04000209 37871 West Rev</a>	0	0	-926.75	.00	926.75	100.0%
TOTAL Undefined	0	0	-18,523.75	.00	18,523.75	100.0%
TOTAL Open Space	0	0	-18,523.75	.00	18,523.75	100.0%
TOTAL REVENUES	0	0	-18,523.75	.00	18,523.75	

FOR 2022 07

ACCOUNTS FOR: 04	FOR: Open Space	ORIGINAL APPROP	REVISED BUDGET	YTD EXPENDED	MTD EXPENDED	ENC/REQ	AVAILABLE BUDGET	PCT USED
451 Recreation Administration								
<a href="#">04451003</a>	<a href="#">40981</a>	<a href="#">CBPlay</a>	7,000	7,000	4,520.00	.00	2,480.00	64.6%
<a href="#">04451003</a>	<a href="#">40982</a>	<a href="#">Chase Park</a>	82,500	82,500	7,425.00	.00	62,840.00	23.8%
<a href="#">04451003</a>	<a href="#">40983</a>	<a href="#">Mill House</a>	10,500	10,500	.00	.00	10,500.00	.0%
TOTAL Recreation Administration			100,000	100,000	11,945.00	.00	75,820.00	24.2%
TOTAL Open Space			100,000	100,000	11,945.00	.00	75,820.00	24.2%
TOTAL EXPENSES			100,000	100,000	11,945.00	.00	75,820.00	

# American Rescue Plan Act Fund

FUND: 05 American Rescue Plan Act			NET CHANGE FOR PERIOD	ACCOUNT BALANCE
<b>ASSETS</b>				
05	10000	ARPA Checking	.00	1,044,646.54
	TOTAL ASSETS		.00	1,044,646.54
<b>LIABILITIES</b>				
05	29800	Deferred Rev.	.00	-1,044,337.06
	TOTAL LIABILITIES		.00	-1,044,337.06
<b>FUND BALANCE</b>				
05	27999	Fund Balance	.00	-309.48
05	29100	Encumbrance Control	300,000.00	300,000.00
05	29700	Fund Bal Reser for Encumbrance	-300,000.00	-300,000.00
	TOTAL FUND BALANCE		.00	-309.48
TOTAL LIABILITIES + FUND BALANCE			.00	-1,044,646.54

FOR 2022 07

ACCOUNTS FOR: 05	American Rescue Plan Act	ORIGINAL APPROP	REVISED BUDGET	YTD EXPENDED	MTD EXPENDED	ENC/REQ	AVAILABLE BUDGET	PCT USED
411 Fire								
<a href="#">05411002</a>	<a href="#">40239</a>							
	SafetySup	129,750	129,750	.00	.00	.00	129,750.00	.0%
	TOTAL Fire	129,750	129,750	.00	.00	.00	129,750.00	.0%

FOR 2022 07

ACCOUNTS FOR: 05	American Rescue Plan Act	ORIGINAL APPROP	REVISED BUDGET	YTD EXPENDED	MTD EXPENDED	ENC/REQ	AVAILABLE BUDGET	PCT USED
430 Public Works - General Service								
<a href="#">05430003</a>	<a href="#">40730 Buildings</a>	300,000	300,000	.00	.00	.00	300,000.00	.0%
TOTAL Public Works - General Serv		300,000	300,000	.00	.00	.00	300,000.00	.0%

FOR 2022 07

ACCOUNTS FOR: 05	American Rescue Plan Act	ORIGINAL APPROP	REVISED BUDGET	YTD EXPENDED	MTD EXPENDED	ENC/REQ	AVAILABLE BUDGET	PCT USED
431 Public Works - Authority								
<a href="#">05431003</a>	<a href="#">40740</a>							
	SystemImp	300,000	300,000	.00	.00	300,000.00	.00	100.0%
	TOTAL Public Works - Authority	300,000	300,000	.00	.00	300,000.00	.00	100.0%
	TOTAL American Rescue Plan Act	729,750	729,750	.00	.00	300,000.00	429,750.00	41.1%
	TOTAL EXPENSES	729,750	729,750	.00	.00	300,000.00	429,750.00	

# Water Fund



FUND: 06 Water			NET CHANGE FOR PERIOD	ACCOUNT BALANCE
<b>ASSETS</b>				
06	10000	Water Fund Checking	31,116.23	4,503,481.51
06	10120	Money Market (Neffs)	138.38	556,542.64
06	14530	Accounts Receivable	-3,552.34	70,406.94
06	14533	Allowance for Bad Debts	.00	-261,465.06
06	14541	Usage Fees - Metered	37,686.56	533,522.24
06	14542	Penalties - Usage Fees	.00	2,229.24
06	15500	Prepaid	-4,533.08	22,665.43
06	16100	Land -Fixed Asset	.00	278,587.93
06	16200	Buildings - Fixed Asset	.00	675,096.23
06	16250	Accumulated Depreciation Build	.00	-182,844.66
06	16400	Machinery and Equipment - FA	.00	1,556,016.72
06	16450	Accumulated Depreciation Machi	.00	-750,198.45
06	16600	Infrastructure -FA	.00	19,096,398.27
06	16650	Accumulated Depreciation Infra	.00	-11,550,974.10
06	19000	Interfund Transfer	.00	-365,510.88
06	19001	Due From Primary Government	.00	394,054.88
TOTAL ASSETS			60,855.75	14,578,008.88
<b>LIABILITIES</b>				
06	20020	Accounts Payable	1,236.37	972.89
06	20025	Accounts Payable Accrual	-125,965.00	-221,074.78
06	27976	Fund Balance Adjustment	.00	135,569.17
06	27977	Prior Period Adjustment	.00	-80,600.44
06	28000	UB Clearing	.00	-.50
06	29000	Interfund Transfer	.00	-250,000.00
06	29001	Due to Township	.00	-180,862.21
TOTAL LIABILITIES			-124,728.63	-595,995.87
<b>FUND BALANCE</b>				
06	18500	Revenue Control	-280,663.93	-2,280,984.88
06	27300	Fund Balance - Res 4 Enc	.00	713.00
06	27998	Fund Balance Adjustment	.00	-2,085,665.52
06	27999	Fund Balance	.00	-6,392,949.84
06	28100	Contributed Capital	.00	-6,304,839.88
06	28101	Accumulated Amortization	.00	962,686.00
06	29100	Encumbrance Control	232,076.94	1,857,405.20
06	29400	Expenditure Control	344,536.81	2,119,028.11
06	29700	Fund Bal Reser for Encumbrance	-232,076.94	-1,857,405.20
TOTAL FUND BALANCE			63,872.88	-13,982,013.01
TOTAL LIABILITIES + FUND BALANCE			-60,855.75	-14,578,008.88

FOR 2022 07

ACCOUNTS FOR: 06 Water	ORIGINAL ESTIM REV	REVISED EST REV	ACTUAL YTD REVENUE	ACTUAL MTD REVENUE	REMAINING REVENUE	PCT COLL
000 Undefined						
<a href="#">06000009 34101 IntChecRev</a>	0	0	-689.90	-138.38	689.90	100.0%
<a href="#">06000009 35000 IntGovtRev</a>	-83,400	-83,400	-46,819.95	-2,418.70	-36,580.05	56.1%
<a href="#">06000009 36252 WonPRev</a>	-1,000	-1,000	-7,957.00	-675.00	6,957.00	795.7%
<a href="#">06000009 36255 MiscellRev</a>	-4,000	-4,000	-2,900.00	-850.00	-1,100.00	72.5%
<a href="#">06000009 36258 CertFee</a>	-10,000	-10,000	-3,640.00	.00	-6,360.00	36.4%
<a href="#">06000009 36411 ConnTapRev</a>	-250,000	-250,000	-153,739.68	-13,195.00	-96,260.32	61.5%
<a href="#">06000009 36412 UseCharRev</a>	-6,500	-6,500	-4,100.00	.00	-2,400.00	63.1%
<a href="#">06000009 36413 PALFees</a>	-3,000	-3,000	-4,817.76	-418.86	1,817.76	160.6%
<a href="#">06000009 36414 GrantAlloc</a>	-10,000	-10,000	-4,241.70	-3,991.70	-5,758.30	42.4%
<a href="#">06000009 37390 PortFeeOfR</a>	0	0	-821.94	-91.28	821.94	100.0%
<a href="#">06000009 37811 Metsalrev</a>	-3,888,000	-3,888,000	-2,051,256.95	-258,885.01	-1,836,743.05	52.8%
TOTAL Undefined	-4,255,900	-4,255,900	-2,280,984.88	-280,663.93	-1,974,915.12	53.6%
TOTAL Water	-4,255,900	-4,255,900	-2,280,984.88	-280,663.93	-1,974,915.12	53.6%
TOTAL REVENUES	-4,255,900	-4,255,900	-2,280,984.88	-280,663.93	-1,974,915.12	

FOR 2022 07

ACCOUNTS FOR:  
06 Water

ORIGINAL APPROP	REVISED BUDGET	YTD EXPENDED	MTD EXPENDED	ENC/REQ	AVAILABLE BUDGET	PCT USED
--------------------	-------------------	--------------	--------------	---------	---------------------	-------------

000 Undefined

06 49000 IntFundTra	0	0	16,985.39	.00	.00	-16,985.39 100.0%
TOTAL Undefined	0	0	16,985.39	.00	.00	-16,985.39 100.0%

JULY 2022

FOR 2022 07

ACCOUNTS FOR: 06 Water	ORIGINAL APPROP	REVISED BUDGET	YTD EXPENDED	MTD EXPENDED	ENC/REQ	AVAILABLE BUDGET	PCT USED
431 Public Works - Authority							
06431001 40112 Wages	459,706	459,706	223,768.37	34,085.64	.00	235,937.63	48.7%
06431001 40172 HolidayPay	0	0	6,650.71	1,585.49	.00	-6,650.71	100.0%
06431001 40173 StandBy	7,000	7,000	2,940.00	551.25	.00	4,060.00	42.0%
06431001 40177 Sick Pay	0	0	3,047.60	452.94	.00	-3,047.60	100.0%
06431001 40180 OT Pay	40,000	40,000	18,155.64	2,614.77	.00	21,844.36	45.4%
06431001 40184 AttendInc	9,500	9,500	5,339.12	108.75	.00	4,160.88	56.2%
06431001 40188 PTO	0	0	15,972.41	5,636.03	.00	-15,972.41	100.0%
06431001 40192 FICAEmploy	39,242	39,242	21,939.71	3,603.34	.00	17,302.29	55.9%
06431001 40195 WorkComIns	14,397	14,397	8,398.25	1,199.75	.00	5,998.75	58.3%
06431001 40196 HealthIns	155,958	155,958	66,574.64	9,926.33	.00	89,383.36	42.7%
06431001 40197 Pension	112,773	112,773	.00	.00	.00	112,773.00	.0%
06431001 40198 Dental	5,380	5,380	2,614.19	379.02	.00	2,765.81	48.6%
06431001 40199 Life Ins	2,936	2,936	1,665.88	197.16	.00	1,270.12	56.7%
06431001 40221 BEREAV	0	0	45.04	.00	.00	-45.04	100.0%
06431001 40901 Thrift Sav	10,990	10,990	7,043.86	537.52	.00	3,946.14	64.1%
06431002 40215 Postage	15,000	15,000	10,353.20	1,228.54	.00	4,646.80	69.0%
06431002 40232 ValBoxLid	7,500	7,500	1,794.50	1,794.50	3,752.64	1,952.86	74.0%
06431002 40238 UnifCloth	1,500	1,500	1,274.61	.00	.00	225.39	85.0%
06431002 40240 GenGovMat	75,000	75,000	25,356.56	1,754.93	2,072.91	47,570.53	36.6%
06431002 40260 SmToMiPurc	6,000	6,000	3,742.16	.00	.00	2,257.84	62.4%
06431002 40311 AccAudSrv	8,500	8,500	8,000.00	2,500.00	500.00	.00	100.0%
06431002 40313 EngSrv	60,000	60,000	28,235.31	4,633.00	.00	31,764.69	47.1%
06431002 40314 LglServ	15,000	15,000	.00	.00	.00	15,000.00	.0%
06431002 40316 TestFees	60,000	60,000	29,824.50	3,667.00	46,401.50	-16,226.00	127.0%
06431002 40321 TeleChrg	20,000	20,000	14,081.89	2,101.09	5,816.53	101.58	99.5%
06431002 40323 DEP Fees	32,000	32,000	22,703.00	.00	.00	9,297.00	70.9%
06431002 40325 InternFees	900	900	559.60	69.95	310.35	30.05	96.7%
06431002 40334 FrExpChg	300	300	.00	.00	.00	300.00	.0%
06431002 40341 Advertise	3,000	3,000	840.52	.00	2,159.48	.00	100.0%
06431002 40342 Printing	8,500	8,500	4,225.28	259.42	3,274.72	1,000.00	88.2%
06431002 40361 Utilities	120,000	120,000	58,995.60	10,336.62	59,304.27	1,700.13	98.6%
06431002 40366 WaterPurch	1,511,578	1,511,578	713,416.01	126,129.62	1,039,006.55	-240,844.56	115.9%
06431002 40370 MainSerRep	60,000	60,000	7,830.00	.00	-7,830.00	60,000.00	.0%
06431002 40378 INSOPEX	40,000	40,000	23,333.32	3,333.33	.00	16,666.68	58.3%
06431002 40384 VMEqRent	2,500	2,500	.00	.00	.00	2,500.00	.0%
06431002 40390 BanSrvChFE	500	500	.00	.00	.00	500.00	.0%
06431002 40420 DueSubMem	1,800	1,800	1,461.00	.00	.00	339.00	81.2%
06431002 40440 LaunUnClSr	5,000	5,000	826.97	150.64	1,173.03	3,000.00	40.0%
06431002 40450 ContrSrv	145,918	145,918	62,493.35	9,049.71	61,320.07	22,104.58	84.9%
06431002 40460 ContEduc	7,000	7,000	2,565.00	144.00	.00	4,435.00	36.6%

FOR 2022 07

ACCOUNTS FOR: 06 Water	ORIGINAL APPROP	REVISED BUDGET	YTD EXPENDED	MTD EXPENDED	ENC/REQ	AVAILABLE BUDGET	PCT USED
<a href="#">06431002 40573 GenGovtExp</a>	15,000	15,000	2,082.00	448.00	5,527.50	7,390.50	50.7%
<a href="#">06431002 40710 NoteIntExp</a>	38,381	38,381	.00	.00	.00	38,381.00	.0%
<a href="#">06431002 40760 MajMachEqu</a>	4,000	4,000	.00	.00	3,636.38	363.62	90.9%
<a href="#">06431002 40914 LicenReim</a>	500	500	88.00	.00	.00	412.00	17.6%
<a href="#">06431002 40965 OpeEXReimb</a>	53,500	53,500	32,931.26	.00	.00	20,568.74	61.6%
<a href="#">06431002 45533 BadDebExp</a>	25,000	25,000	.00	.00	.00	25,000.00	.0%
<a href="#">06431003 40313 EngSrv</a>	0	0	3,820.79	67.00	.00	-3,820.79	100.0%
<a href="#">06431003 40720 Vehicles</a>	92,500	92,500	89,900.00	.00	.00	2,600.00	97.2%
<a href="#">06431003 40730 Buildings</a>	405,000	405,000	149,486.45	56,439.54	-15,770.44	271,283.99	33.0%
<a href="#">06431003 40740 SystemImp</a>	815,000	815,000	354,564.90	57,512.05	-7,691.11	468,126.21	42.6%
<a href="#">06431003 40745 WS Maint</a>	74,100	74,100	19,291.85	2,039.88	572.00	54,236.15	26.8%
<a href="#">06431003 40760 MajMachEqu</a>	48,000	48,000	43,809.67	.00	3,552.33	638.00	98.7%
TOTAL Public Works - Authority	4,636,359	4,636,359	2,102,042.72	344,536.81	1,207,088.71	1,327,227.57	71.4%
TOTAL Water	4,636,359	4,636,359	2,119,028.11	344,536.81	1,207,088.71	1,310,242.18	71.7%
TOTAL EXPENSES	4,636,359	4,636,359	2,119,028.11	344,536.81	1,207,088.71	1,310,242.18	

# Sewer Fund

FUND: 08 Sewer			NET CHANGE FOR PERIOD	ACCOUNT BALANCE
<b>ASSETS</b>				
08	10000	Sewer Fund Checking	104,346.11	5,212,899.10
08	10100	AP Checking	.00	5,000.00
08	11000	Petty Cash	.00	175.00
08	12450	Revenue Accrual	.00	-5,489.77
08	13500	Due from Other Governments	.00	5,727.77
08	14530	Accounts Receivable	-42.89	195,005.17
08	14533	Allowance for Bad Debts	.00	-913,379.35
08	14540	Usage Fees - Flat	52,032.09	53,875.26
08	14541	Usage Fees - Metered	35,724.62	387,372.70
08	14542	Penalties - Usage Fees	-8.22	4,350.66
08	15500	Prepaid	-1,826.83	9,134.18
08	16100	Land -Fixed Asset	.00	126,443.65
08	16250	Accumulated Depreciation Build	.00	-980.99
08	16400	Machinery and Equipment - FA	.00	367,580.39
08	16450	Accumulated Depreciation Machi	.00	-212,298.05
08	16500	Construction in Progress-FA	.00	1,923.50
08	16600	Infrastructure -FA	.00	18,330,718.78
08	16650	Accumulated Depreciation Infra	.00	-11,130,121.00
08	19000	Interfund Transfer	.00	-250,000.00
08	19001	Due From Township	.00	510,000.00
TOTAL ASSETS			190,224.88	12,697,937.00
<b>LIABILITIES</b>				
08	20025	Accounts Payable Accrual	-121,134.54	-549,163.15
08	24600	Accrued Compensation Payable	.00	-.12
08	27976	Fund Balance Adjustment	.00	1,461.65
08	27977	Prior Period Adjustment	.00	58,991.55
08	29001	Due to Township	.00	-33,787.21
TOTAL LIABILITIES			-121,134.54	-522,497.28
<b>FUND BALANCE</b>				
08	18500	Revenue Control	-278,579.95	-1,857,957.59
08	27998	Fund Balance Adjustment	.00	262,986.68
08	27999	Fund Balance	.00	-6,695,353.58
08	28100	Contributed Capital	.00	-7,852,909.10
08	28101	Accumulated Amortization	.00	1,622,510.00
08	29100	Encumbrance Control	281.00	1,206,256.36
08	29400	Expenditure Control	209,489.61	2,345,283.87
08	29700	Fund Bal Reser for Encumbrance	-281.00	-1,206,256.36
TOTAL FUND BALANCE			-69,090.34	-12,175,439.72
TOTAL LIABILITIES + FUND BALANCE			-190,224.88	-12,697,937.00

FOR 2022 07

ACCOUNTS FOR: 08 Sewer	ORIGINAL ESTIM REV	REVISED EST REV	ACTUAL YTD REVENUE	ACTUAL MTD REVENUE	REMAINING REVENUE	PCT COLL
000 Undefined						
<a href="#">08000009 32821 FlatResRev</a>	-315,000	-315,000	-232,243.50	-77,414.50	-82,756.50	73.7%
<a href="#">08000009 35000 IntGovtRev</a>	-80,000	-80,000	-35,078.93	.00	-44,921.07	43.8%
<a href="#">08000009 36252 WonPRev</a>	-500	-500	.00	.00	-500.00	.0%
<a href="#">08000009 36255 MiscellRev</a>	-1,000	-1,000	.00	.00	-1,000.00	.0%
<a href="#">08000009 36257 InWaDiPe</a>	-2,500	-2,500	-400.00	.00	-2,100.00	16.0%
<a href="#">08000009 36258 CertFee</a>	-8,000	-8,000	-3,480.00	.00	-4,520.00	43.5%
<a href="#">08000009 36411 ConnTapRev</a>	-300,000	-300,000	-278,264.36	-20,625.00	-21,735.64	92.8%
<a href="#">08000009 36413 PALFees</a>	-3,000	-3,000	-4,505.97	-441.98	1,505.97	150.2%
<a href="#">08000009 36414 GrantAlloc</a>	-7,500	-7,500	-3,991.70	-3,991.70	-3,508.30	53.2%
<a href="#">08000009 37390 PortFeeOfR</a>	0	0	-988.66	-73.44	988.66	100.0%
<a href="#">08000009 37812 MetRev</a>	-2,547,000	-2,547,000	-1,299,004.47	-176,033.33	-1,247,995.53	51.0%
TOTAL Undefined	-3,264,500	-3,264,500	-1,857,957.59	-278,579.95	-1,406,542.41	56.9%
TOTAL Sewer	-3,264,500	-3,264,500	-1,857,957.59	-278,579.95	-1,406,542.41	56.9%
TOTAL REVENUES	-3,264,500	-3,264,500	-1,857,957.59	-278,579.95	-1,406,542.41	



JULY 2022

FOR 2022 07

ACCOUNTS FOR: 08 Sewer	ORIGINAL APPROP	REVISED BUDGET	YTD EXPENDED	MTD EXPENDED	ENC/REQ	AVAILABLE BUDGET	PCT USED
431 Public Works - Authority							
08431001 40112 Wages	577,618	577,618	286,761.78	44,792.48	.00	290,856.22	49.6%
08431001 40172 HolidayPay	0	0	8,446.08	2,020.28	.00	-8,446.08	100.0%
08431001 40173 StandBy	7,000	7,000	4,655.00	796.25	.00	2,345.00	66.5%
08431001 40177 Sick Pay	0	0	3,047.62	452.94	.00	-3,047.62	100.0%
08431001 40180 OT Pay	40,000	40,000	27,323.84	3,465.02	.00	12,676.16	68.3%
08431001 40184 AttendInc	11,875	11,875	7,700.18	108.75	.00	4,174.82	64.8%
08431001 40188 PTO	0	0	16,828.21	5,828.87	.00	-16,828.21	100.0%
08431001 40192 FICAEmploy	48,421	48,421	27,846.77	4,535.38	.00	20,574.23	57.5%
08431001 40195 WorkComIns	20,022	20,022	11,679.50	1,668.50	.00	8,342.50	58.3%
08431001 40196 HealthIns	195,341	195,341	87,842.22	13,046.31	.00	107,498.78	45.0%
08431001 40197 Pension	119,847	119,847	.00	.00	.00	119,847.00	.0%
08431001 40198 Dental	7,236	7,236	3,689.12	533.73	.00	3,546.88	51.0%
08431001 40199 Life Ins	3,704	3,704	2,128.31	255.10	.00	1,575.69	57.5%
08431001 40221 BEREAV	0	0	45.04	.00	.00	-45.04	100.0%
08431001 40901 Thrift Sav	12,790	12,790	8,074.22	717.54	.00	4,715.78	63.1%
08431002 40215 Postage	17,000	17,000	9,228.63	317.47	.00	7,771.37	54.3%
08431002 40233 ManRis	7,500	7,500	6,971.90	.00	-6,808.50	7,336.60	2.2%
08431002 40238 UnifCloth	1,300	1,300	115.00	.00	.00	1,185.00	8.8%
08431002 40240 GenGovMat	10,000	10,000	3,526.73	886.46	-691.50	7,164.77	28.4%
08431002 40260 SmToMiPurc	2,000	2,000	.00	.00	.00	2,000.00	.0%
08431002 40311 AccAudSrv	7,500	7,500	8,000.00	2,500.00	.00	-500.00	106.7%
08431002 40313 EngSrv	50,000	50,000	33,439.03	5,296.82	.00	16,560.97	66.9%
08431002 40314 LglSrv	40,000	40,000	.00	.00	.00	40,000.00	.0%
08431002 40321 TeleChrg	4,800	4,800	2,570.01	337.66	1,629.99	600.00	87.5%
08431002 40334 FrExpChg	500	500	.00	.00	.00	500.00	.0%
08431002 40341 Advertise	1,000	1,000	448.53	.00	2,000.00	-1,448.53	244.9%
08431002 40342 Printing	8,500	8,500	3,320.85	356.90	4,179.15	1,000.00	88.2%
08431002 40361 Electric	2,500	2,500	961.90	129.60	1,463.19	74.91	97.0%
08431002 40365 DisCOA	1,400,000	1,400,000	916,805.54	121,134.54	1,032,462.39	-549,267.93	139.2%
08431002 40370 MainSerRep	12,000	12,000	8,338.72	.00	-6,890.00	10,551.28	12.1%
08431002 40378 INSOPEX	1,900	1,900	1,108.32	158.33	.00	791.68	58.3%
08431002 40384 VMEqRent	2,000	2,000	.00	.00	.00	2,000.00	.0%
08431002 40390 BanSrvChFE	250	250	.00	.00	.00	250.00	.0%
08431002 40420 DueSubMem	500	500	.00	.00	.00	500.00	.0%
08431002 40440 LaunUnClSr	4,500	4,500	827.07	150.68	1,172.93	2,500.00	44.4%
08431002 40450 ContrSrv	45,400	45,400	4,150.00	.00	5,958.00	35,292.00	22.3%
08431002 40460 ContEduc	4,000	4,000	.00	.00	.00	4,000.00	.0%
08431002 40573 GenGovtExp	4,000	4,000	.00	.00	.00	4,000.00	.0%
08431002 40914 LicenReim	450	450	.00	.00	.00	450.00	.0%
08431002 40965 OpeEXReim	60,000	60,000	32,931.26	.00	.00	27,068.74	54.9%

FOR 2022 07

ACCOUNTS FOR: 08 Sewer	ORIGINAL APPROP	REVISED BUDGET	YTD EXPENDED	MTD EXPENDED	ENC/REQ	AVAILABLE BUDGET	PCT USED
<a href="#">08431002 45533 BadDebExp</a>	50,000	50,000	.00	.00	.00	50,000.00	.0%
<a href="#">08431003 40322 EPA</a>	325,000	325,000	.00	.00	.00	325,000.00	.0%
<a href="#">08431003 40730 Buildings</a>	2,500	2,500	.00	.00	.00	2,500.00	.0%
<a href="#">08431003 40740 SystemImp</a>	210,000	210,000	.00	.00	2,297.84	207,702.16	1.1%
<a href="#">08431003 40760 MajMachEqu</a>	443,000	443,000	816,472.49	.00	-372,807.67	-664.82	100.2%
TOTAL Public Works - Authority	3,761,954	3,761,954	2,345,283.87	209,489.61	663,965.82	752,704.31	80.0%
TOTAL Sewer	3,761,954	3,761,954	2,345,283.87	209,489.61	663,965.82	752,704.31	80.0%
TOTAL EXPENSES	3,761,954	3,761,954	2,345,283.87	209,489.61	663,965.82	752,704.31	

# Refuse/Recycling Fund

FUND: 09 Refuse/Recycling			NET CHANGE FOR PERIOD	ACCOUNT BALANCE
<b>ASSETS</b>				
09	10000	Refuse Fund Checking	326,088.44	1,276,480.59
09	14530	Accounts Receivable	-231.72	27,372.04
09	14533	Allowance for Bad Debts	208.34	-169,854.63
09	14542	Penalties - Usage Fees	-3,788.46	19,545.39
09	14544	Refuse Recycling/Hauling Fees	347,617.34	597,228.94
09	16400	Machinery and Equipment - FA	.00	15,000.00
09	16450	Accumulated Depreciation Machi	.00	-5,250.00
09	19999	Deferred Outflow - Pension	.00	35,190.00
TOTAL ASSETS			669,893.94	1,795,712.33
<b>LIABILITIES</b>				
09	20025	Accounts Payable Accrual	-218,000.00	-436,000.00
09	24600	Accrued Compensation Payable	.00	-32.96
09	25999	Net Pension Liability	.00	-87,426.00
09	29999	Deferred Inflow - Pension	.00	-121,654.00
TOTAL LIABILITIES			-218,000.00	-645,112.96
<b>FUND BALANCE</b>				
09	18500	Revenue Control	-707,684.03	-2,246,645.85
09	27998	Fund Balance Adjustment	.00	334,121.06
09	27999	Fund Balance	.00	-873,109.68
09	29100	Encumbrance Control	-28,002.29	1,520,720.65
09	29400	Expenditure Control	255,790.09	1,635,035.10
09	29700	Fund Bal Reser for Encumbrance	28,002.29	-1,520,720.65
TOTAL FUND BALANCE			-451,893.94	-1,150,599.37
TOTAL LIABILITIES + FUND BALANCE			-669,893.94	-1,795,712.33

FOR 2022 07

ACCOUNTS FOR: 09	Refuse/Recycling	ORIGINAL ESTIM REV	REVISED EST REV	ACTUAL YTD REVENUE	ACTUAL MTD REVENUE	REMAINING REVENUE	PCT COLL
426 Refuse Recycling							
<a href="#">09000009</a>	<a href="#">36255</a> MiscellRev	-20,000	-20,000	-14,940.00	-1,892.00	-5,060.00	74.7%
<a href="#">09000009</a>	<a href="#">36258</a> CertFee	-7,000	-7,000	-3,640.00	.00	-3,360.00	52.0%
<a href="#">09000009</a>	<a href="#">36413</a> PALFees	-20,000	-20,000	-28,422.34	-212.87	8,422.34	142.1%
<a href="#">09000009</a>	<a href="#">36430</a> SolWasRev	-2,787,300	-2,787,300	-2,106,716.50	-705,280.00	-680,583.50	75.6%
<a href="#">09000009</a>	<a href="#">37390</a> PortFeeOfR	0	0	-4,744.41	-299.16	4,744.41	100.0%
<a href="#">09016009</a>	<a href="#">35400</a> GrantRev	-111,000	-111,000	-102,376.60	.00	-8,623.40	92.2%
<a href="#">09016009</a>	<a href="#">37399</a> GrOffRev	16,300	16,300	14,194.00	.00	2,106.00	87.1%
TOTAL Refuse Recycling		-2,929,000	-2,929,000	-2,246,645.85	-707,684.03	-682,354.15	76.7%
TOTAL Refuse/Recycling		-2,929,000	-2,929,000	-2,246,645.85	-707,684.03	-682,354.15	76.7%
TOTAL REVENUES		-2,929,000	-2,929,000	-2,246,645.85	-707,684.03	-682,354.15	

FOR 2022 07

ACCOUNTS FOR: 09	Refuse/Recycling	ORIGINAL APPROP	REVISED BUDGET	YTD EXPENDED	MTD EXPENDED	ENC/REQ	AVAILABLE BUDGET	PCT USED
426 Refuse Recycling								
09426001	40112 Wages	47,269	47,269	24,950.93	4,139.03	.00	22,318.07	52.8%
09426001	40113 SpAlloc	169,071	169,071	.00	.00	.00	169,071.00	.0%
09426001	40172 HolidayPay	0	0	909.00	363.60	.00	-909.00	100.0%
09426001	40177 Sick Pay	0	0	181.80	.00	.00	-181.80	100.0%
09426001	40180 OT Pay	2,500	2,500	90.90	.00	.00	2,409.10	3.6%
09426001	40188 PTO	0	0	1,999.81	181.80	.00	-1,999.81	100.0%
09426001	40221 BEREAV	0	0	363.60	.00	.00	-363.60	100.0%
09426002	40215 Postage	16,000	16,000	12,956.91	5,103.37	.00	3,043.09	81.0%
09426002	40217 LeafColl	27,500	27,500	.00	.00	.00	27,500.00	.0%
09426002	40241 GenGovSup	15,000	15,000	.00	.00	.00	15,000.00	.0%
09426002	40310 ProfSrv	2,000	2,000	.00	.00	.00	2,000.00	.0%
09426002	40314 LglSrv	10,000	10,000	1,159.00	.00	.00	8,841.00	11.6%
09426002	40341 Adv/Print	7,000	7,000	4,531.31	557.29	1,468.69	1,000.00	85.7%
09426002	40347 RESEDU	2,000	2,000	.00	.00	.00	2,000.00	.0%
09426002	40365 DispFee	53,000	53,000	45,620.00	27,445.00	7,380.00	.00	100.0%
09426002	40450 ContrServ	2,617,224	2,617,224	1,542,271.84	218,000.00	1,332,770.41	-257,818.25	109.9%
TOTAL Refuse Recycling		2,968,564	2,968,564	1,635,035.10	255,790.09	1,341,619.10	-8,090.20	100.3%
TOTAL Refuse/Recycling		2,968,564	2,968,564	1,635,035.10	255,790.09	1,341,619.10	-8,090.20	100.3%
TOTAL EXPENSES		2,968,564	2,968,564	1,635,035.10	255,790.09	1,341,619.10	-8,090.20	

# Campus Renovation Fund

FUND: 18 Campus Renovation			NET CHANGE FOR PERIOD	ACCOUNT BALANCE
<b>ASSETS</b>				
18	10000	Checking - Campus Reno	.00	1,013,141.03
18	10122	Campus Reno MM- Republic Bank	.00	1,646.83
TOTAL ASSETS			.00	1,014,787.86
<b>LIABILITIES</b>				
18	20025	Accounts Payable Accrual	.00	-88,827.65
18	29000	Interfund Transfer	.00	-635,893.76
TOTAL LIABILITIES			.00	-724,721.41
<b>FUND BALANCE</b>				
18	18500	Revenue Control	.00	-1.45
18	27999	Fund Balance	.00	-290,140.00
18	29100	Encumbrance Control	.00	1.00
18	29400	Expenditure Control	.00	75.00
18	29700	Fund Bal Res for Encumbrance	.00	-1.00
TOTAL FUND BALANCE			.00	-290,066.45
TOTAL LIABILITIES + FUND BALANCE			.00	-1,014,787.86



FOR 2022 07

ACCOUNTS FOR: 18	Campus Renovation	ORIGINAL ESTIM REV	REVISED EST REV	ACTUAL YTD REVENUE	ACTUAL MTD REVENUE	REMAINING REVENUE	PCT COLL
500 Campus Renovation							
<a href="#">18500003</a>	<a href="#">34101</a>						
	IntChecRev	0	0	-1.45	.00	1.45	100.0%
	TOTAL Campus Renovation	0	0	-1.45	.00	1.45	100.0%
	TOTAL Campus Renovation	0	0	-1.45	.00	1.45	100.0%
	TOTAL REVENUES	0	0	-1.45	.00	1.45	

FOR 2022 07

ACCOUNTS FOR: 18	Campus Renovation	ORIGINAL APPROP	REVISED BUDGET	YTD EXPENDED	MTD EXPENDED	ENC/REQ	AVAILABLE BUDGET	PCT USED
500 Campus Renovation								
<a href="#">18500003</a>	<a href="#">40390</a>							
	BanSrvChFE	0	0	75.00	.00	.00	-75.00	100.0%
	TOTAL Campus Renovation	0	0	75.00	.00	.00	-75.00	100.0%
	TOTAL Campus Renovation	0	0	75.00	.00	.00	-75.00	100.0%
	TOTAL EXPENSES	0	0	75.00	.00	.00	-75.00	

# Capital Reserve Fund

FUND: 30 Capital Reserve			NET CHANGE FOR PERIOD	ACCOUNT BALANCE
<b>ASSETS</b>				
30	10000	Capital Reserve Fund Checking	-17,084.11	764,889.26
30	12450	Revenue Accrual	.00	57,969.30
30	19000	Interfund Transfer	.00	48,252.65
TOTAL ASSETS			-17,084.11	871,111.21
<b>LIABILITIES</b>				
30	20025	Accounts Payable Accrual	.00	-188,079.13
30	29000	Interfund Transfer	.00	-689,625.00
30	29800	Deferred Rev.	.00	24,297.93
TOTAL LIABILITIES			.00	-853,406.20
<b>FUND BALANCE</b>				
30	18500	Revenue Control	.00	-1,580,813.00
30	27998	Fund Balance Adjustment	.00	-6,651,974.56
30	27999	Fund Balance	.00	7,073,998.87
30	29100	Encumbrance Control	-16,783.66	870,348.82
30	29400	Expenditure Control	17,084.11	1,141,083.68
30	29700	Fund Bal Reser for Encumbrance	16,783.66	-870,348.82
TOTAL FUND BALANCE			17,084.11	-17,705.01
TOTAL LIABILITIES + FUND BALANCE			17,084.11	-871,111.21

FOR 2022 07

ACCOUNTS FOR:	ORIGINAL ESTIM REV	REVISED EST REV	ACTUAL YTD REVENUE	ACTUAL MTD REVENUE	REMAINING REVENUE	PCT COLL
30 Capital Reserve						
000 Undefined						
<u>30 39000 IntFundTra</u>	0	0	-1,580,813.00	.00	1,580,813.00	100.0%
<u>30000009 35400 GrantRev</u>	30,000	30,000	.00	.00	30,000.00	.0%
<u>30000009 35973 JC#3 DP</u>	15,000	15,000	.00	.00	15,000.00	.0%
<u>30000009 35980 KRMPGrant</u>	1,970	1,970	.00	.00	1,970.00	.0%
TOTAL Undefined	46,970	46,970	-1,580,813.00	.00	1,627,783.00	3365.6%
TOTAL Capital Reserve	46,970	46,970	-1,580,813.00	.00	1,627,783.00	3365.6%
TOTAL REVENUES	46,970	46,970	-1,580,813.00	.00	1,627,783.00	

FOR 2022 07

ACCOUNTS FOR:	ORIGINAL APPROP	REVISED BUDGET	YTD EXPENDED	MTD EXPENDED	ENC/REQ	AVAILABLE BUDGET	PCT USED
30 Capital Reserve							
<hr/>							
406 Administrative							
<u>30406003 40801 PropImp</u>	0	0	101,505.70	.00	.00	-101,505.70	100.0%
TOTAL Administrative	0	0	101,505.70	.00	.00	-101,505.70	100.0%

FOR 2022 07

ACCOUNTS FOR:	ORIGINAL APPROP	REVISED BUDGET	YTD EXPENDED	MTD EXPENDED	ENC/REQ	AVAILABLE BUDGET	PCT USED
30 Capital Reserve							
<hr/>							
410 Police							
<a href="#">30410003 40720 Vehicles</a>	217,113	217,113	50,752.10	12,251.51	157,457.84	8,903.06	95.9%
TOTAL Police	217,113	217,113	50,752.10	12,251.51	157,457.84	8,903.06	95.9%

FOR 2022 07

ACCOUNTS FOR: 30	Capital Reserve	ORIGINAL APPROP	REVISED BUDGET	YTD EXPENDED	MTD EXPENDED	ENC/REQ	AVAILABLE BUDGET	PCT USED	
415 Emergency Management									
<u>30415003</u>	<u>40720</u>	<u>Vehicles</u>	40,000	40,000	36,100.00	.00	.00	3,900.00	90.3%
<u>30415003</u>	<u>40760</u>	<u>MajMachEqu</u>	50,000	50,000	.00	.00	.00	50,000.00	.0%
TOTAL Emergency Management			90,000	90,000	36,100.00	.00	.00	53,900.00	40.1%



FOR 2022 07

ACCOUNTS FOR: 30	Capital Reserve	ORIGINAL APPROP	REVISED BUDGET	YTD EXPENDED	MTD EXPENDED	ENC/REQ	AVAILABLE BUDGET	PCT USED
430 Public Works - General Service								
<a href="#">30430003</a>	<a href="#">40610</a> StreetCont	1,000,000	1,000,000	785,402.14	534.60	214,597.86	.00	100.0%
<a href="#">30430003</a>	<a href="#">40720</a> Vehicles	174,700	174,700	133,709.66	.00	43,567.34	-2,577.00	101.5%
<a href="#">30430003</a>	<a href="#">40800</a> Contingenc	850,000	850,000	.00	.00	77,260.00	772,740.00	9.1%
TOTAL Public Works - General Serv		2,024,700	2,024,700	919,111.80	534.60	335,425.20	770,163.00	62.0%

FOR 2022 07

ACCOUNTS FOR: 30	Capital Reserve	ORIGINAL APPROP	REVISED BUDGET	YTD EXPENDED	MTD EXPENDED	ENC/REQ	AVAILABLE BUDGET	PCT USED	
451 Recreation Administration									
<a href="#">30451003</a>	<a href="#">40801</a>	<a href="#">PropImp</a>	0	0	13,060.00	3,960.00	-13,060.00	.00	.0%
<a href="#">30451003</a>	<a href="#">40973</a>	<a href="#">JC#3 DP</a>	187,000	187,000	11,393.95	.00	123,123.05	52,483.00	71.9%
<a href="#">30451003</a>	<a href="#">40981</a>	<a href="#">CBPlay</a>	15,000	15,000	9,160.13	338.00	3,074.87	2,765.00	81.6%
TOTAL Recreation Administration			202,000	202,000	33,614.08	4,298.00	113,137.92	55,248.00	72.6%

FOR 2022 07

ACCOUNTS FOR: 30	Capital Reserve	ORIGINAL APPROP	REVISED BUDGET	YTD EXPENDED	MTD EXPENDED	ENC/REQ	AVAILABLE BUDGET	PCT USED
460 Community Development								
<a href="#">30460003</a>	<a href="#">40720</a> Vehicles	22,000	22,000	.00	.00	.00	22,000.00	.0%
TOTAL Community Development		22,000	22,000	.00	.00	.00	22,000.00	.0%
TOTAL Capital Reserve		2,555,813	2,555,813	1,141,083.68	17,084.11	606,020.96	808,708.36	68.4%
TOTAL EXPENSES		2,555,813	2,555,813	1,141,083.68	17,084.11	606,020.96	808,708.36	

# State Highway Aid Fund

FUND: 35 State Highway Aid			NET CHANGE FOR PERIOD	ACCOUNT BALANCE
<b>ASSETS</b>				
35	10000	State Highway Aid Checking	-28,733.19	709,993.50
	TOTAL ASSETS		-28,733.19	709,993.50
<b>LIABILITIES</b>				
35	20025	Accounts Payable Accrual	.00	-23,997.27
	TOTAL LIABILITIES		.00	-23,997.27
<b>FUND BALANCE</b>				
35	18500	Revenue Control	.00	-706,011.82
35	27998	Fund Balance Adjustment	.00	4,525.25
35	27999	Fund Balance	.00	-316,884.99
35	29100	Encumbrance Control	-28,733.19	482,087.49
35	29400	Expenditure Control	28,733.19	332,375.33
35	29700	Fund Bal Reser for Encumbrance	28,733.19	-482,087.49
	TOTAL FUND BALANCE		28,733.19	-685,996.23
TOTAL LIABILITIES + FUND BALANCE			28,733.19	-709,993.50

FOR 2022 07

ACCOUNTS FOR: 35	State Highway Aid	ORIGINAL ESTIM REV	REVISED EST REV	ACTUAL YTD REVENUE	ACTUAL MTD REVENUE	REMAINING REVENUE	PCT COLL
000 Undefined							
<u>35000009</u>	<u>34101</u>						
	IntChecRev	0	0	-176.76	.00	176.76	100.0%
<u>35010009</u>	<u>35400</u>						
	GrantRev	-665,000	-665,000	-705,835.06	.00	40,835.06	106.1%
	TOTAL Undefined	-665,000	-665,000	-706,011.82	.00	41,011.82	106.2%
	TOTAL State Highway Aid	-665,000	-665,000	-706,011.82	.00	41,011.82	106.2%
	TOTAL REVENUES	-665,000	-665,000	-706,011.82	.00	41,011.82	

FOR 2022 07

ACCOUNTS FOR: 35	FOR: State Highway Aid	ORIGINAL APPROP	REVISED BUDGET	YTD EXPENDED	MTD EXPENDED	ENC/REQ	AVAILABLE BUDGET	PCT USED
406 Administrative								
<a href="#">35406002</a>	<a href="#">40376</a>							
	StrtLight	350,000	350,000	190,471.97	28,733.19	145,528.03	14,000.00	96.0%
	TOTAL Administrative	350,000	350,000	190,471.97	28,733.19	145,528.03	14,000.00	96.0%

FOR 2022 07

ACCOUNTS FOR: 35	FOR: State Highway Aid	ORIGINAL APPROP	REVISED BUDGET	YTD EXPENDED	MTD EXPENDED	ENC/REQ	AVAILABLE BUDGET	PCT USED
430 Public Works - General Service								
<a href="#">35430002</a>	<a href="#">40216</a>	<a href="#">Salt</a>	150,000	150,000	111,428.40	.00	38,571.60	.00 100.0%
<a href="#">35430002</a>	<a href="#">40798</a>	<a href="#">TraffMaint</a>	50,000	50,000	9,472.06	.00	40,527.94	.00 100.0%
<a href="#">35430003</a>	<a href="#">40611</a>	<a href="#">Bridge Mai</a>	20,000	20,000	.00	.00	20,000.00	.00 .0%
<a href="#">35430003</a>	<a href="#">40720</a>	<a href="#">Vehicles</a>	192,500	192,500	.00	.00	192,526.00	-26.00 100.0%
<a href="#">35430003</a>	<a href="#">40760</a>	<a href="#">MajMachEqu</a>	36,642	36,642	21,002.90	.00	15,639.10	57.3%
TOTAL Public Works - General Serv			449,142	449,142	141,903.36	.00	271,625.54	35,613.10 92.1%
TOTAL State Highway Aid			799,142	799,142	332,375.33	28,733.19	417,153.57	49,613.10 93.8%
TOTAL EXPENSES			799,142	799,142	332,375.33	28,733.19	417,153.57	49,613.10



# EMA/EMS Fund

FUND: 45    EMA/EMS				NET CHANGE FOR PERIOD	ACCOUNT BALANCE
<b>ASSETS</b>					
	45	10000	Checking	.00	100.00
		TOTAL ASSETS		.00	100.00
<b>FUND BALANCE</b>					
	45	27999	Fund Balance	.00	-100.00
		TOTAL FUND BALANCE		.00	-100.00
		TOTAL LIABILITIES + FUND BALANCE		.00	-100.00

# Fiscal Stability Fund

FUND: 50 Fiscal Stability Fund			NET CHANGE FOR PERIOD	ACCOUNT BALANCE
<b>ASSETS</b>				
50	10120	Money Market (Neffs)	47.91	228,638.08
50	10121	CD Neffs	.00	2,208,270.01
50	19000	Interfund Transfer	.00	1,000,000.00
TOTAL ASSETS			<u>47.91</u>	<u>3,436,908.09</u>
<b>FUND BALANCE</b>				
50	18500	Revenue Control	-47.91	-21,914.67
50	27998	Fund Balance Adjustment	.00	2,875.83
50	27999	Fund Balance	.00	-3,417,869.25
TOTAL FUND BALANCE			<u>-47.91</u>	<u>-3,436,908.09</u>
TOTAL LIABILITIES + FUND BALANCE			<u>===== -47.91 =====</u>	<u>===== -3,436,908.09 =====</u>

\*\* END OF REPORT - Generated by Kristin Blahnik \*\*