

**TOWNSHIP OF SOUTH WHITEHALL
LEHIGH COUNTY, PENNSYLVANIA**

PUBLIC SAFETY COMMISSION

PUBLIC MEETING

MINUTES

June 6, 2022

A Public Meeting of the South Whitehall Township Public Safety Commission was held on the above date in the Township Municipal Building located at 4444 Walbert Avenue, Allentown, Lehigh County, Pennsylvania.

Members attending were:

Richard Snyder, Vice Chairman
Glen Dorney, Chief, Police Department
Andrew Garger, Chief, Greenawalds Fire Department
Jay Heicklen, Chief, Cetronia Fire Department
Jeff Kelly, Emergency Management Coordinator
Robert Mateff, Chief Executive Officer, Cetronia Ambulance Corp.
Tony Naradko, Parkland School District
Barry Search, Chief, Woodlawn Fire Department
Michael Smith, At Large Member

Board of Commissioner Members attending were:

Monica Hodges
David Kennedy

Others attending were:

Adam Garger, Assistant Chief, Woodlawn Fire Department
Thomas Williams, Assistant Chief, Cetronia Fire Company

Township Staff attending were:

Herb Bender, Manager, Public Works Department
John Frantz, Fire Marshal
Jason Grozier, Sergeant, Police Department
Michael Sorrentino, Captain, Police Department

AGENDA ITEM #1 - CALL TO ORDER

The meeting was called to order at 7:02 p.m.

AGENDA ITEM #2 - APPROVAL OF MINUTES

The minutes of May 2, 2022 were approved as submitted.

AGENDA ITEM #3 - OLD BUSINESS

Coordinator Kelly and Chief Dorney reported that a meeting was held between GEO Specialty Chemicals and South Whitehall and Whitehall Township emergency services personnel. GEO personnel acknowledged their issues responding to the event and have already made changes to their operating and reporting procedures. Township emergency services will continue to work with GEO personnel in the development of their emergency procedures.

AGENDA ITEM #4 – COURTESY OF THE FLOOR

A. Fire Hydrant Locks, Eck Road and Crackersport Road

Mr. Brian Hite, 1273, Eck Road, addressed the Commission. His homeowner's insurance was recently increased because the credit for being near a public fire hydrant was taken away due to the locking devices that were recently placed on the hydrants. He does, however, appreciate that the hydrants were locked because the theft of water and the elimination of the associated flooding to his property.

Manager Bender indicated that the hydrant locks were installed due to theft of water. The locks will be removed at the end of the warehouse construction project. The fire departments have keys to open the hydrant locks. He can prepare a letter from the Township to Mr. Hite's insurance company explaining that the fire departments access to the fire hydrants has not been restricted.

B. Trexler Boulevard Safety Concerns

Mr. David Stever addressed the Commission related to safety concerns on Trexler Boulevard. He had approached the Commission previously concerning this issue. He feels that while most motorists obey the posted speed limit but those that don't greatly violate the speed limit and would like to see a stop sign added to slow traffic. A signed petition from residents was presented to Chief Dorney concerning this issue.

Chief Dorney indicated that speed timing lines are going to be repainted. They will only be present in one location, at the entrance to the Lakes

apartments due to the constraints of the speed timing devices. These devices legally also require an eleven mile per hour difference from the posted speed in order to issue citations. Speed boards will also be used to collect data on the speeds of motorists on Trexler Boulevard.

Mr. Brian Hite from the Lehigh Valley Planning Commission offered traffic data collection equipment for use by the Township to assist in analyzing this issue.

Manager Bender will work with the police to collect and analyze traffic data related to this issue.

- C. Coordinator Kelly introduced a virtual presentation from Mr. Luke Mastriano concerning Nixle. This presentation is in response to the issues with public notification that were encountered at the recent GEO Specialty Chemicals incident.

Nixle is designed to be platform to disseminate information to the public. Posting to Nixle will generate posts via email, SMS, text messaging, and social media platforms. It can contain up to twenty-five different groups and the groups can be easily modified. Existing contact files, including maps, can be uploaded to the platform.

Coordinator Kelly indicated that the cost of the service is currently under \$4000 per year. He intends to make a presentation to the Board of Commissioners asking them to consider approving the use of Nixle within the Township.

AGENDA ITEM #5 - NEW BUSINESS

A. Commissioner's Report

Commissioner Kennedy reported that the June 2022 Volunteer Fire Subcommittee meeting was cancelled.

Commissioners Kelly and Kennedy have met with Senator Brown's staff concerning potential funding for a new Township aerial fire apparatus purchase. There is much work to be done on the issue.

B. Fire Companies Report

Chief Heicklen reported that Cetronia responded to fifty-two calls for the month of May 2022.

Chief Garger submitted the response report via email for Greenawalds for the month of May 2022. It is included as an attachment to these minutes. Greenawalds responded to fifty calls for the month of May 2022.

Mr. Frantz indicated that Tri-Clover representatives were attending training and could not be present at this meeting. Chief Neas submitted the response reports via email for Tri-Clover for the month of May 2022 and year-to-date 2022. They are included as attachments to these minutes. Tri-Clover responded to twenty-one calls for the month of May 2022 and one hundred and twenty-one calls year to date 2022.

Chief Search submitted the response report for Woodlawn for the month of May 2022. It is included as an attachment to these minutes. Woodlawn responded to fifty-nine calls for the month of May 2022.

C. Fire Commissioner Report

None.

D. Emergency Management Team Report

Coordinator Kelly reported that the Township Emergency Operation Plan was approved and signed by the Board of Commissioners. It has been distributed to PEMA and Lehigh County EMA. Password protected flash drives will be given to Township emergency services personnel. Township staff members Mr. Kamran Chaudhry and Mr. Frantz greatly assisted in preparing the document.

Cedarbrook Nursing Home will be changing traffic patterns around their facility as they move to a new phase of construction of the addition to the building.

A tabletop drill is being developed for Temple Bethel.

The police and the fire department rescue task force are continuing joint training.

Dorney Park Director of General Services Jim Hensesse retired this year. He was replaced by Jeff Knoff.

The next Township EMA meeting will be June 23, 2022 at 7:00 pm at the Joint Operation Center.

E. Police Report

Sergeant Grozier reported that the Police responded to one thousand, one hundred and forty-nine calls for the month of May 2022 and five-thousand, five-hundred and seven calls year-to-date 2022.

Chief Dorney reported that the police youth academy will be held during the week of June 20, 2022 and has forty youth registered to attend. The advanced youth academy is scheduled to be held in August 2022.

F. Emergency Medical Services Report

Chief Executive Officer Mateff reported that Cetronia responded to three-hundred and fifty-eight calls for the month of May 2022. Six of those calls were handled by mutual aid providers. Cetronia is providing an increased level of mutual aid to other municipalities, with seventy-five calls for the City of Allentown in May 2022. Covid-related calls continue to be minimal.

G. Subdivision Review

1. KRE Spring View Commercial II – Major Plan 2019-107

Messer's Noah Chrismer and Rob Hoffman presented to the Commission.

Drone video footage of the Cetronia Road and Broadway intersection had been previously emailed to the members of the Commission and was shown at this meeting. The footage was taken at various times during the day. The traffic light is a ninety-five second cycle. The footage shows that the left turn lane from westbound Broadway to southbound Cetronia Road largely clears on every light cycle. Vehicle speeds past the area of the proposed intersection are low, including northbound Cetronia Road to eastbound Broadway traffic at five to ten miles per hour.

The left turn arrow from westbound Broadway to southbound Cetronia Road is proposed to be extended by three to seven seconds. Sight lines have been proposed so that traffic on Cetronia Road can be seen from the driveway prior to the traffic entering Broadway.

South Whitehall Police have provided accident data to the project staff. There have been no reported accidents at the PJ Wheihan's exit onto Broadway. This exit is very close to the location of the proposed KRE exit onto Broadway. Chief Dorney and Captain Sorrentino indicated that the data shows very few accidents at the intersection of Cetronia

Road and Broadway, those accidents are minor and non-reportable in nature, occur at low speeds, and most were caused by driver error. The use of traffic light emitters by emergency vehicles will also assist with clearing westbound Broadway traffic ahead of emergency vehicles.

The condition where vehicles in the left turn lane block access to vehicles turning left out of the driveway onto westbound Broadway is not supported by accident data or the drone footage.

As stated previously to the Commission, PENNDOT did not approve a no right turn on red condition from northbound Cetronia Road to eastbound Broadway. The traffic conditions presented did not warrant this condition to be deemed necessary by PENNDOT.

Members of the Commission stated that they have witnessed many near misses of accidents with the current traffic conditions and that the addition of the unrestricted turn driveway onto Broadway would make conditions worse. They believe that vehicles will force their way onto Broadway to head westbound and block the eastbound lane. Additional traffic issues created would also affect emergency vehicle traffic westbound on Broadway, which is a route that emergency vehicles frequently travel. They remain concerned about the non-conforming distance from the Broadway driveway to the intersection of Broadway and Cetronia Road.

The applicants were asked if the traffic created by the tenant of this subdivision would match the traffic flow that was used in the review of the subdivision. KRE has no issue with a proposed tenant appearing back before the Commission to discuss traffic flow. There will be no drive-thru on the building on this property.

Vice-Chairman Snyder asked for a motion to remove the previous Public Safety Commission recommendation for the developer to provide a no right turn on red condition for northbound Cetronia Road to eastbound Broadway traffic. No motion was made by the members of the Commission. Vice-Chairman Snyder indicated that with no motion to change the previous Commission recommendation, the developer will need to appear before the Board of Commissioners for relief from the requirement to provide a no right turn on red condition from northbound Cetronia Road to eastbound Broadway.

H. Address Assignments

1. St. Luke's West End Medical Short Stay Facility

The Commission agreed with the address assignment from the Township Engineer.

G. Parkland School District

Dr. Naradko reported that the Parkland graduation will be held on June 7, 2022 at the PPL Center in Allentown. The last day of school will be held on June 9, 2022.

The School District and the police department continue to work to address issues related to school safety in wake of the recent shooting in Texas. The district is appreciative of the support from the Township emergency services.

AGENDA ITEM #6 - ADJOURNMENT

The meeting was adjourned at 8:22 p.m.

ADOPTED THIS DATE:

ATTEST:

Secretary

Chairman

Greenawalds Fire Company

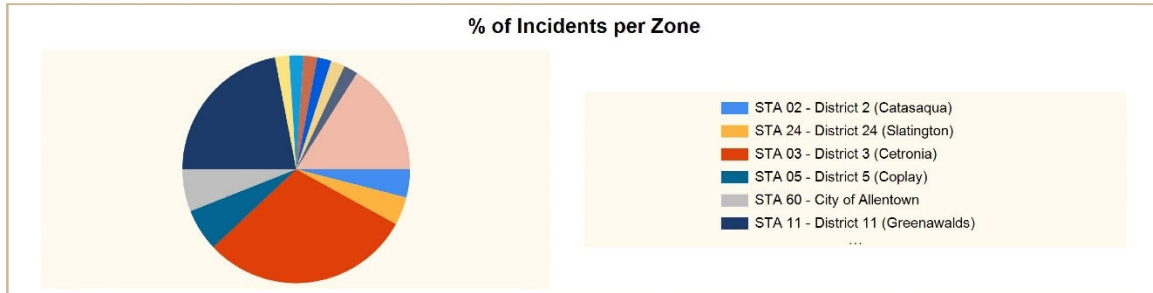
Allentown, PA

This report was generated on 6/6/2022 6:23:14 PM



Count of Incidents by Incident Type per Zone

Incident Status: All | Start Date: 05/01/2022 | End Date: 05/31/2022



| INCIDENT TYPE | # INCIDENTS | % of TOTAL |
|---|-------------|------------|
| STA 02 - District 2 (Catasaqua) | | |
| 111 - Building fire | 1 | 2.00% |
| 150 - Outside rubbish fire, other | 1 | 2.00% |
| Zone: STA 02 - District 2 (Catasaqua) Total Incident: | | 2 |
| | | 4.00% |
| STA 03 - District 3 (Cetronia) | | |
| 111 - Building fire | 2 | 4.00% |
| 352 - Extrication of victim(s) from vehicle | 2 | 4.00% |
| 531 - Smoke or odor removal | 1 | 2.00% |
| 745 - Alarm system activation, no fire - unintentional | 10 | 20.00% |
| Zone: STA 03 - District 3 (Cetronia) Total Incident: | | 15 |
| | | 30.00% |
| STA 05 - District 5 (Coplay) | | |
| 111 - Building fire | 1 | 2.00% |
| 113 - Cooking fire, confined to container | 2 | 4.00% |
| Zone: STA 05 - District 5 (Coplay) Total Incident: | | 3 |
| | | 6.00% |
| STA 11 - District 11 (Greenawalds) | | |
| 111 - Building fire | 1 | 2.00% |
| 321 - EMS call, excluding vehicle accident with injury | 4 | 8.00% |
| 322 - Motor vehicle accident with injuries | 1 | 2.00% |
| 422 - Chemical spill or leak | 1 | 2.00% |
| 444 - Power line down | 1 | 2.00% |
| 651 - Smoke scare, odor of smoke | 1 | 2.00% |
| 745 - Alarm system activation, no fire - unintentional | 2 | 4.00% |
| Zone: STA 11 - District 11 (Greenawalds) Total Incident: | | 11 |
| | | 22.00% |
| STA 19 - District 19 (Old Zionsville) | | |
| 111 - Building fire | 1 | 2.00% |
| Zone: STA 19 - District 19 (Old Zionsville) Total Incident: | | 1 |
| | | 2.00% |

Report shows count of incidents for Status selected.

EMERGENCY REPORTING
 emergencyreporting.com
 Doc Id: 1390
 Page # 1 of 2

| INCIDENT TYPE | # INCIDENTS | % of TOTAL |
|--|-------------|-------------|
| STA 20 - District 20 (Eastern Salisbury) | | |
| 571 - Cover assignment, standby, moveup | 1 | 2.00% |
| Zone: STA 20 - District 20 (Eastern Salisbury) Total Incident: | 1 | 2.00% |
| STA 22 - District 22 (Schnecksville) | | |
| 352 - Extrication of victim(s) from vehicle | 1 | 2.00% |
| Zone: STA 22 - District 22 (Schnecksville) Total Incident: | 1 | 2.00% |
| STA 24 - District 24 (Slatington) | | |
| 111 - Building fire | 2 | 4.00% |
| Zone: STA 24 - District 24 (Slatington) Total Incident: | 2 | 4.00% |
| STA 26 - District 26 (Tri-Clover) | | |
| 745 - Alarm system activation, no fire - unintentional | 1 | 2.00% |
| Zone: STA 26 - District 26 (Tri-Clover) Total Incident: | 1 | 2.00% |
| STA 32 - District 32 (Woodlawn) | | |
| 111 - Building fire | 1 | 2.00% |
| 131 - Passenger vehicle fire | 1 | 2.00% |
| 745 - Alarm system activation, no fire - unintentional | 6 | 12.00% |
| Zone: STA 32 - District 32 (Woodlawn) Total Incident: | 8 | 16.00% |
| STA 38 - District 38 (Whitehall - Hokendauqua) | | |
| 410 - Combustible/flammable gas/liquid condition, other | 1 | 2.00% |
| Zone: STA 38 - District 38 (Whitehall - Hokendauqua) Total Incident: | 1 | 2.00% |
| STA 60 - City of Allentown | | |
| 571 - Cover assignment, standby, moveup | 3 | 6.00% |
| Zone: STA 60 - City of Allentown Total Incident: | 3 | 6.00% |
| STA Other - Other municipality | | |
| 142 - Brush or brush-and-grass mixture fire | 1 | 2.00% |
| Zone: STA Other - Other municipality Total Incident: | 1 | 2.00% |
| TOTAL INCIDENTS FOR ALL ZONES: | 50 | 100% |

Report shows count of incidents for Status selected.

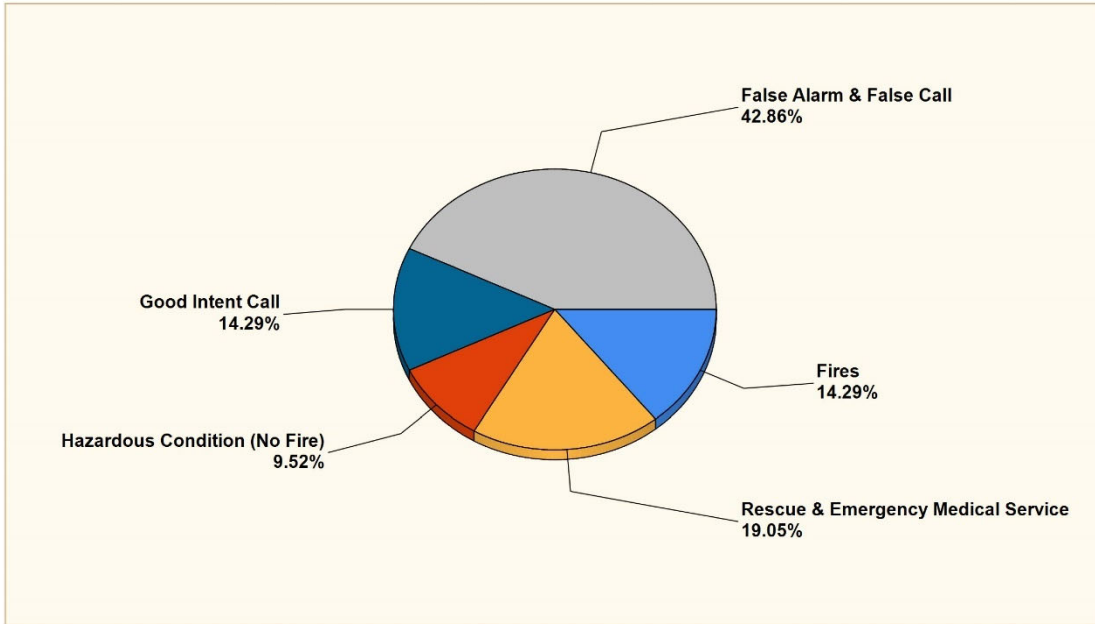
Tri Clover Fire Company

Orefield, PA

This report was generated on 6/5/2022 10:26:38 PM

Breakdown by Major Incident Types for Date Range

Zone(s): All Zones | Start Date: 05/01/2022 | End Date: 05/31/2022



| MAJOR INCIDENT TYPE | # INCIDENTS | % of TOTAL |
|------------------------------------|-------------|-------------|
| Fires | 3 | 14.29% |
| Rescue & Emergency Medical Service | 4 | 19.05% |
| Hazardous Condition (No Fire) | 2 | 9.52% |
| Good Intent Call | 3 | 14.29% |
| False Alarm & False Call | 9 | 42.86% |
| TOTAL | 21 | 100% |

Only REVIEWED and/or LOCKED IMPORTED incidents are included. Summary results for a major incident type are not displayed if the count is zero.

| Detailed Breakdown by Incident Type | | |
|--|-------------|-------------|
| INCIDENT TYPE | # INCIDENTS | % of TOTAL |
| 111 - Building fire | 3 | 14.29% |
| 311 - Medical assist, assist EMS crew | 1 | 4.76% |
| 322 - Motor vehicle accident with injuries | 3 | 14.29% |
| 413 - Oil or other combustible liquid spill | 1 | 4.76% |
| 463 - Vehicle accident, general cleanup | 1 | 4.76% |
| 611 - Dispatched & cancelled en route | 3 | 14.29% |
| 735 - Alarm system sounded due to malfunction | 5 | 23.81% |
| 745 - Alarm system activation, no fire - unintentional | 4 | 19.05% |
| TOTAL INCIDENTS: | 21 | 100% |

Only REVIEWED and/or LOCKED IMPORTED incidents are included. Summary results for a major incident type are not displayed if the count is zero.

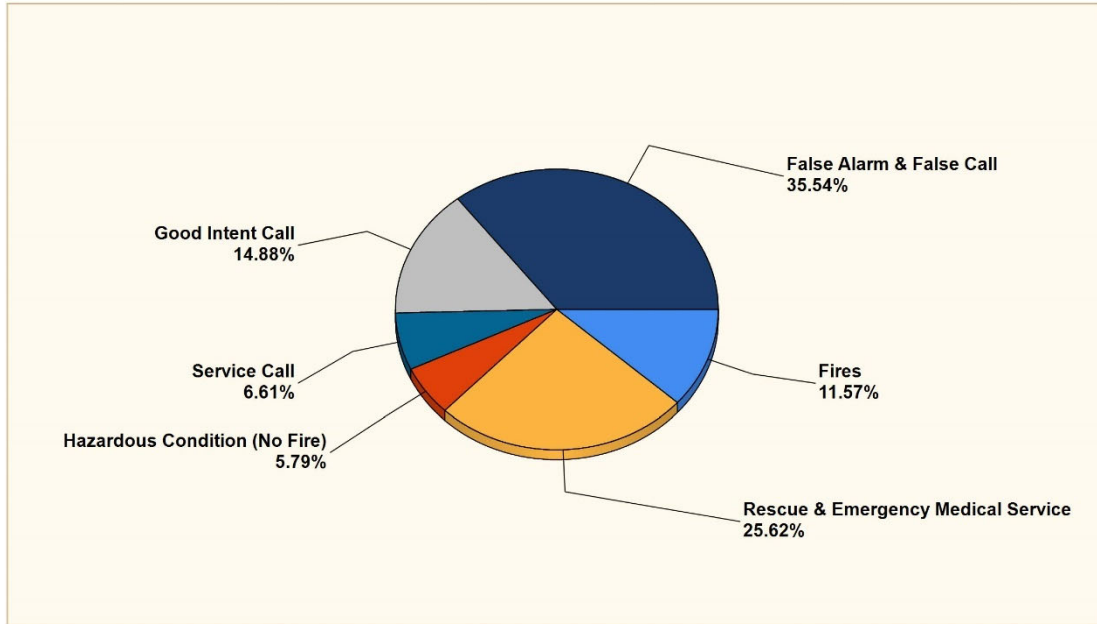
Tri Clover Fire Company

Orefield, PA

This report was generated on 6/5/2022 10:30:14 PM

Breakdown by Major Incident Types for Date Range

Zone(s): All Zones | Start Date: 01/01/2022 | End Date: 12/31/2022



| MAJOR INCIDENT TYPE | # INCIDENTS | % of TOTAL |
|------------------------------------|-------------|-------------|
| Fires | 14 | 11.57% |
| Rescue & Emergency Medical Service | 31 | 25.62% |
| Hazardous Condition (No Fire) | 7 | 5.79% |
| Service Call | 8 | 6.61% |
| Good Intent Call | 18 | 14.88% |
| False Alarm & False Call | 43 | 35.54% |
| TOTAL | 121 | 100% |

Only REVIEWED and/or LOCKED IMPORTED incidents are included. Summary results for a major incident type are not displayed if the count is zero.

| Detailed Breakdown by Incident Type | | |
|--|-------------|-------------|
| INCIDENT TYPE | # INCIDENTS | % of TOTAL |
| 100 - Fire, other | 1 | 0.83% |
| 111 - Building fire | 9 | 7.44% |
| 113 - Cooking fire, confined to container | 2 | 1.65% |
| 131 - Passenger vehicle fire | 1 | 0.83% |
| 160 - Special outside fire, other | 1 | 0.83% |
| 311 - Medical assist, assist EMS crew | 8 | 6.61% |
| 321 - EMS call, excluding vehicle accident with injury | 6 | 4.96% |
| 322 - Motor vehicle accident with injuries | 14 | 11.57% |
| 323 - Motor vehicle/pedestrian accident (MV Ped) | 1 | 0.83% |
| 350 - Extrication, rescue, other | 1 | 0.83% |
| 363 - Swift water rescue | 1 | 0.83% |
| 413 - Oil or other combustible liquid spill | 2 | 1.65% |
| 440 - Electrical wiring/equipment problem, other | 1 | 0.83% |
| 444 - Power line down | 1 | 0.83% |
| 463 - Vehicle accident, general cleanup | 3 | 2.48% |
| 542 - Animal rescue | 1 | 0.83% |
| 551 - Assist police or other governmental agency | 4 | 3.31% |
| 561 - Unauthorized burning | 2 | 1.65% |
| 571 - Cover assignment, standby, moveup | 1 | 0.83% |
| 611 - Dispatched & cancelled en route | 11 | 9.09% |
| 621 - Wrong location | 1 | 0.83% |
| 622 - No incident found on arrival at dispatch address | 3 | 2.48% |
| 650 - Steam, other gas mistaken for smoke, other | 1 | 0.83% |
| 652 - Steam, vapor, fog or dust thought to be smoke | 2 | 1.65% |
| 733 - Smoke detector activation due to malfunction | 2 | 1.65% |
| 735 - Alarm system sounded due to malfunction | 17 | 14.05% |
| 736 - CO detector activation due to malfunction | 3 | 2.48% |
| 741 - Sprinkler activation, no fire - unintentional | 3 | 2.48% |
| 745 - Alarm system activation, no fire - unintentional | 18 | 14.88% |
| TOTAL INCIDENTS: | 121 | 100% |

Only REVIEWED and/or LOCKED IMPORTED incidents are included. Summary results for a major incident type are not displayed if the count is zero.

Woodlawn Fire Department

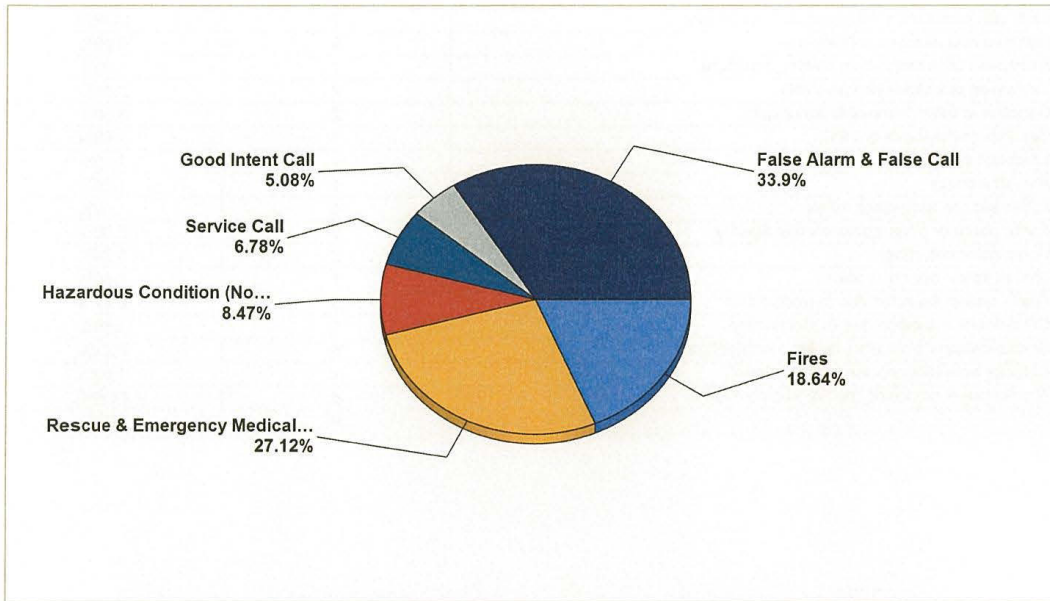
Allentown, PA

This report was generated on 6/6/2022 1:04:47 PM




Breakdown by Major Incident Types for Date Range

Zone(s): All Zones | Start Date: 05/01/2022 | End Date: 05/31/2022



| MAJOR INCIDENT TYPE | # INCIDENTS | % of TOTAL |
|------------------------------------|-------------|-------------|
| Fires | 11 | 18.64% |
| Rescue & Emergency Medical Service | 16 | 27.12% |
| Hazardous Condition (No Fire) | 5 | 8.47% |
| Service Call | 4 | 6.78% |
| Good Intent Call | 3 | 5.08% |
| False Alarm & False Call | 20 | 33.9% |
| TOTAL | 59 | 100% |

Only REVIEWED and/or LOCKED IMPORTED incidents are included. Summary results for a major incident type are not displayed if the count is zero.

 **EMERGENCY REPORTING**
 emergencyreporting.com
 Doc Id: 553
 Page # 1 of 2

| Detailed Breakdown by Incident Type | | |
|--|-------------|-------------|
| INCIDENT TYPE | # INCIDENTS | % of TOTAL |
| 111 - Building fire | 8 | 13.56% |
| 132 - Road freight or transport vehicle fire | 2 | 3.39% |
| 161 - Outside storage fire | 1 | 1.69% |
| 311 - Medical assist, assist EMS crew | 2 | 3.39% |
| 320 - Emergency medical service, other | 1 | 1.69% |
| 321 - EMS call, excluding vehicle accident with injury | 7 | 11.86% |
| 322 - Motor vehicle accident with injuries | 3 | 5.08% |
| 351 - Extrication of victim(s) from building/structure | 1 | 1.69% |
| 352 - Extrication of victim(s) from vehicle | 2 | 3.39% |
| 411 - Gasoline or other flammable liquid spill | 2 | 3.39% |
| 412 - Gas leak (natural gas or LPG) | 1 | 1.69% |
| 422 - Chemical spill or leak | 1 | 1.69% |
| 462 - Aircraft standby | 1 | 1.69% |
| 550 - Public service assistance, other | 1 | 1.69% |
| 551 - Assist police or other governmental agency | 3 | 5.08% |
| 600 - Good intent call, other | 2 | 3.39% |
| 651 - Smoke scare, odor of smoke | 1 | 1.69% |
| 735 - Alarm system sounded due to malfunction | 5 | 8.47% |
| 736 - CO detector activation due to malfunction | 1 | 1.69% |
| 743 - Smoke detector activation, no fire - unintentional | 5 | 8.47% |
| 744 - Detector activation, no fire - unintentional | 1 | 1.69% |
| 745 - Alarm system activation, no fire - unintentional | 8 | 13.56% |
| TOTAL INCIDENTS: | 59 | 100% |

Only REVIEWED and/or LOCKED IMPORTED incidents are included. Summary results for a major incident type are not displayed if the count is zero.

