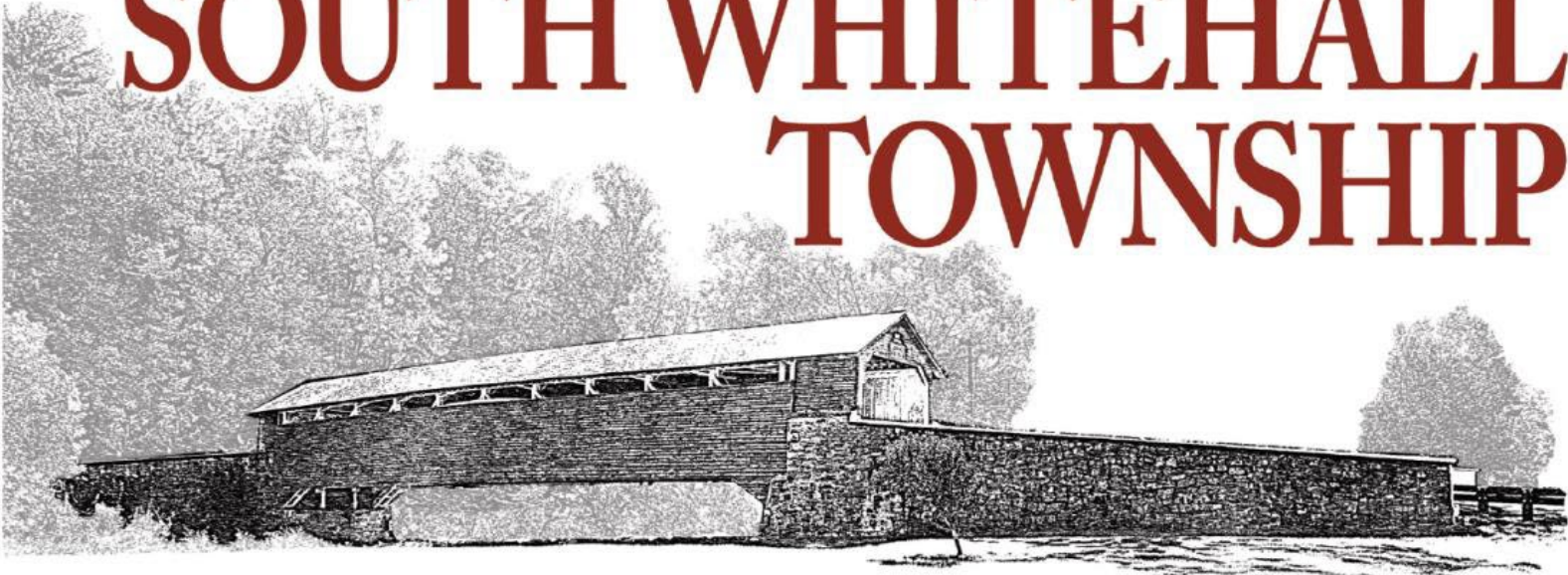


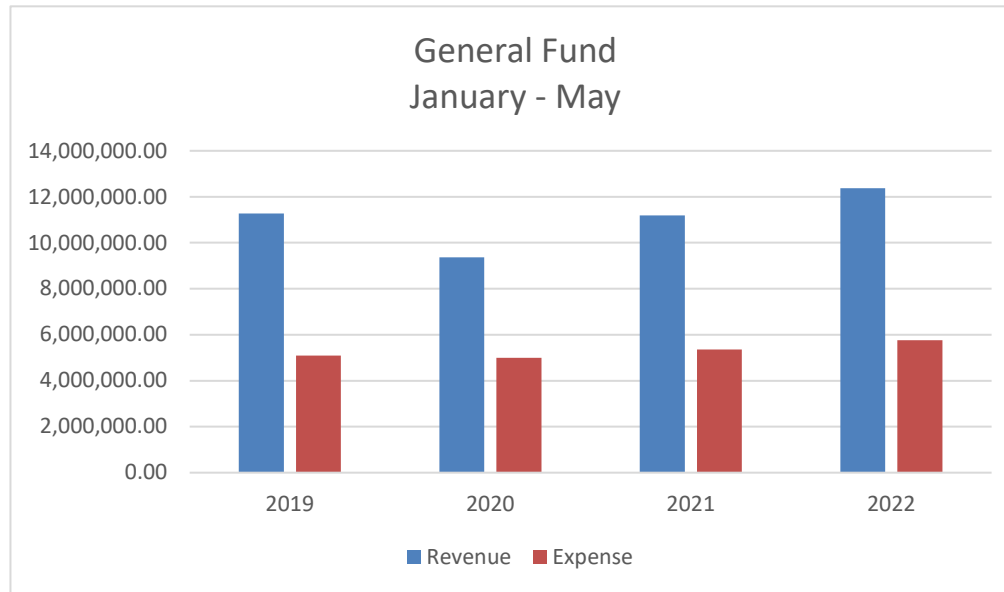
MAY 2022 FINANCIAL REPORTS ANALYSIS

**SOUTH WHITEHALL
TOWNSHIP**



**General Fund Revenue vs Expense
YTD May 2022**

Net	Budget	Actual	% Budget
2022 General Fund Revenue	\$ 16,381,700.00	\$ 12,370,620.33	75.51%
2022 General Fund Expense	\$ 16,554,503.00	\$ 5,767,217.29	34.84%
	<u>\$ (172,803.00)</u>	<u>\$ 6,603,403.04</u>	



**General Fund Revenues
YTD May 2022**

<u>Category</u>	<u>YTD Through 5-31-2020</u>	<u>YTD Through 5-31-2021</u>	<u>YTD Through 5-31-2022</u>	<u>2022 Budget</u>	<u>Variance to Budget 2022</u>
Real Estate Tax Total	5,986,405.94	6,362,711.07	6,582,166.13	6,965,444.00	383,277.87
Earned Income Tax Total	1,684,191.15	1,779,180.64	2,129,133.82	3,500,000.00	1,370,866.18
Business Privilege Total	1,178,753.58	2,111,595.40	2,534,670.45	2,350,000.00	-184,670.45
Admission Tax Total	2,359.73	31,149.77	107,823.44	1,300,000.00	1,192,176.56
Local Services Tax Total	162,309.36	149,021.20	161,582.03	600,000.00	438,417.97
Real Estate Transfer Total	185,776.52	321,413.98	361,021.42	700,000.00	338,978.58
License / Permit Fees Total	141,088.34	226,468.41	388,978.63	489,480.00	100,501.37
Cable TV Tax Total	85,375.60	84,750.80	82,003.22	325,000.00	242,996.78
Grants and Gifts Total	53,426.53	35,520.50	51,107.02	304,684.00	253,576.98
Disc Penalties Fines Total	-145,946.41	-155,678.85	-155,370.11	-207,409.00	-52,038.89
Other Income Total	32,787.02	249,002.41	105,558.05	50,001.00	-55,557.05
Interest Income Total	3,261.91	1,771.61	21,946.23	4,500.00	-17,446.23
Grand Total	9,369,789.27	11,196,906.94	12,370,620.33	16,381,700.00	4,011,079.67

Expected Timing of Revenues:

Real Estate Tax: Due May 31st

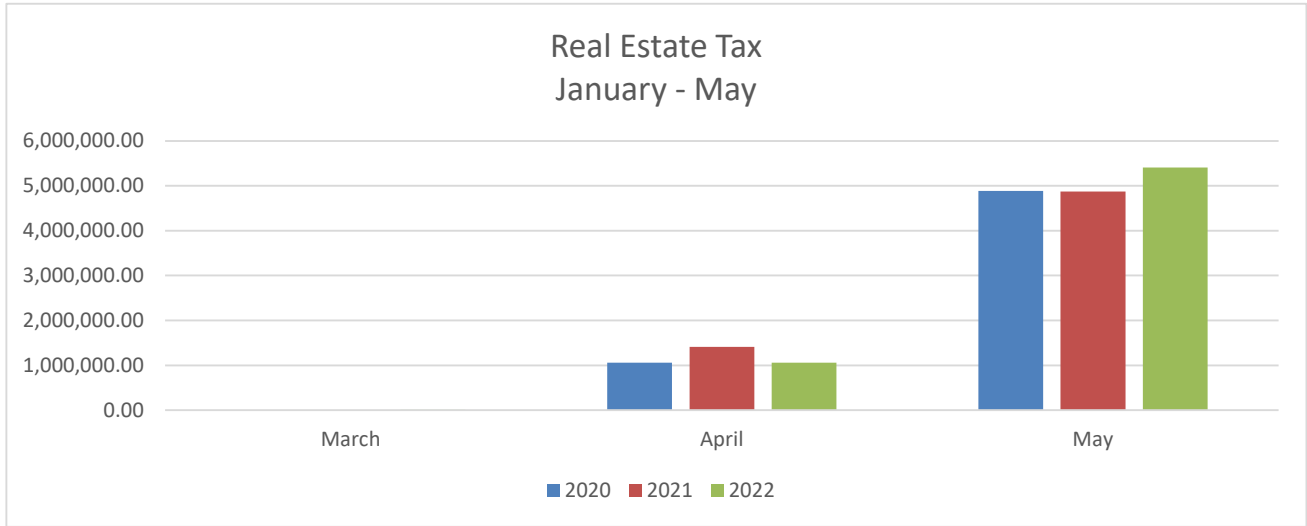
Business Privilege Tax: Due April 30th

Admission Tax: Our largest taxpayer is Open May - October

Local Services Tax: Received quarterly

Cable TV Franchise Tax: Received quarterly

**General Fund Revenues Comparison
YTD May 2022**



Real Estate Tax Revenue:

	<u>2020</u>	<u>2021</u>	<u>2022</u>	<u>2022 vs 2021</u>
March	0.00	0.00	6,711.47	6,711.47
April	1,054,788.05	1,410,543.30	1,058,040.63	(352,502.67)
May	4,884,927.97	4,870,765.04	5,412,070.65	541,305.61
June	89,618.10	87,112.55		(87,112.55)
July	366,834.07	169,430.70		(169,430.70)
August	14,757.72	1,382.70		(1,382.70)
September	19,281.39	17,265.77		(17,265.77)
October	34,851.59	12,795.38		(12,795.38)
November	65,340.26	45,291.41		(45,291.41)
December	129,202.28	85,320.98		(85,320.98)
	\$ 6,659,601.43	\$ 6,699,907.83	\$ 6,476,822.75	\$ (223,085.08)

Real Estate Tax: (01000009/30110) - 2.84975 mills or .00284975 X assessed value. Billed April 1; Due May 31 (2% discount).

We have received \$6,476,822.75 for Year to Date May 31, 2022, 93.9%. The 2022 budgeted amount for this revenue is \$6,895,444.00.

The revenue for the same period last year was \$6,281,308.34 collected as of May 31, 2021. \$172,166.93 was the base amount turned over as delinquent Real Estate and Fire Taxes for 2021. Total 2021 Real Estate Taxes were \$6,699,907.83 against a budget of \$6,807,581.00.

**General Fund Revenues Comparison
YTD May 2022**

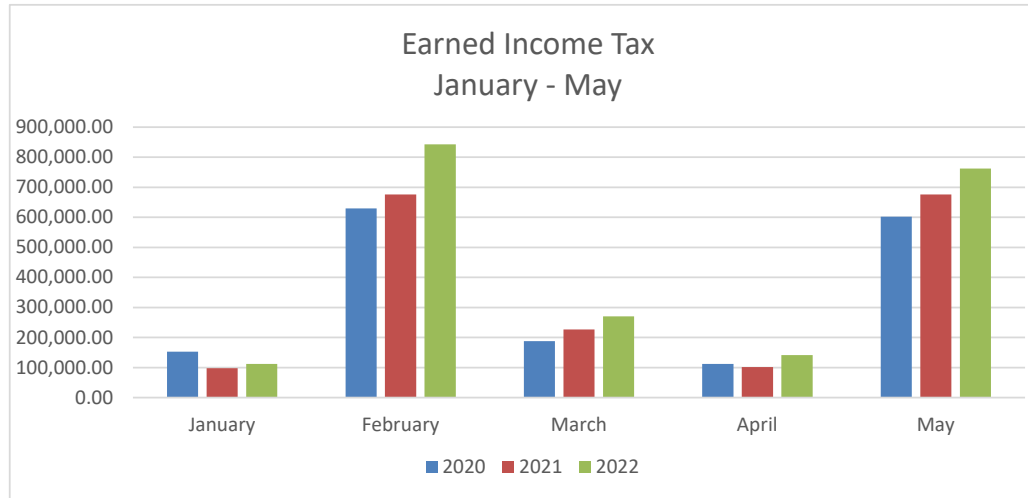


Real Estate Transfer Tax Revenue:

	<u>2020</u>	<u>2021</u>	<u>2022</u>	<u>2022 vs 2021</u>
January	38,275.62	73,117.25	75,190.99	2,073.74
February	35,245.85	62,353.58	50,587.49	(11,766.09)
March	56,684.66	73,850.24	89,167.34	15,317.10
April	31,283.47	47,928.89	64,064.47	16,135.58
May	24,286.92	64,164.02	82,011.13	17,847.11
June	30,268.80	85,884.64		(85,884.64)
July	479,225.48	83,973.14		(83,973.14)
August	60,886.07	84,567.98		(84,567.98)
September	71,034.50	75,901.89		(75,901.89)
October	65,513.18	86,936.55		(86,936.55)
November	59,947.20	98,474.07		(98,474.07)
December	55,568.10	76,524.68		(76,524.68)
	<u>\$ 1,008,219.85</u>	<u>\$ 913,676.93</u>	<u>\$ 361,021.42</u>	<u>\$ (552,655.51)</u>

Real Estate Transfer Tax: (01000009/31010) - .5% on total sale of real estate. Received from Lehigh County monthly. For January - May 2022 a total of \$361,021.42 was received against a budget of \$700,000, 51.6%. The revenue for the same period last year was \$321,413.98 against a budgeted \$650,000, and we ended the year at 140.6%.

**General Fund Revenues Comparison
YTD May 2022**

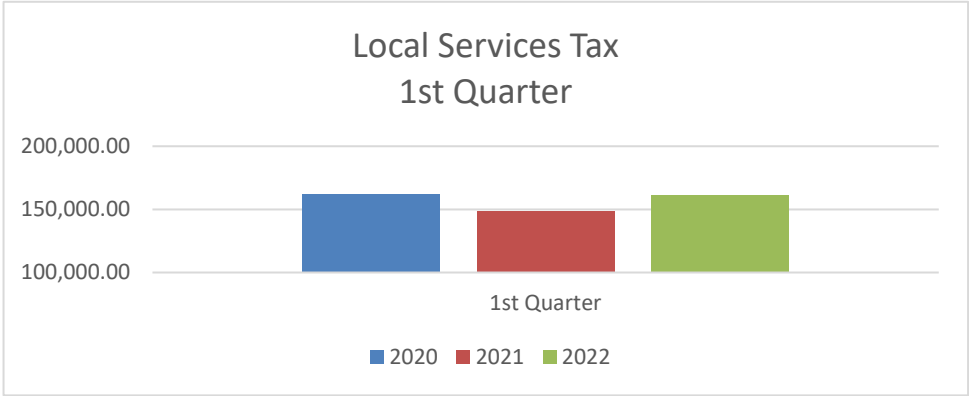


Earned Income Tax Revenue:

	<u>2020</u>	<u>2021</u>	<u>2022</u>	<u>2022 vs 2021</u>
January	153,020.91	98,303.84	111,655.28	13,351.44
February	629,495.94	676,421.80	842,996.70	166,574.90
March	188,048.27	226,440.14	270,347.78	43,907.64
April	111,724.30	101,744.98	141,580.32	39,835.34
May	601,901.73	676,269.88	762,553.74	86,283.86
June	235,378.14	245,023.65		(245,023.65)
July	189,402.38	110,030.95		(110,030.95)
August	517,856.45	604,674.27		(604,674.27)
September	202,580.15	210,743.34		(210,743.34)
October	82,959.90	105,596.80		(105,596.80)
November	579,455.34	645,982.20		(645,982.20)
December	204,068.10	209,749.14		(209,749.14)
	<u>\$ 3,695,891.61</u>	<u>\$ 3,910,980.99</u>	<u>\$ 2,129,133.82</u>	<u>\$ (1,781,847.17)</u>

Earned Income Tax: (0100009/31021) - .5% paid by Township residents on wages earned. Berkheimer collects and pays Township monthly. We received for January - May 2022 a total of \$2,129,133.82 against a budget of \$3,500,000, 60.8%. The revenue for the same period last year was \$1,779,180.64 against a budget of a \$3,300,000, and we ended the year at 118.5%.

**General Fund Revenues Comparison
YTD May 2022**

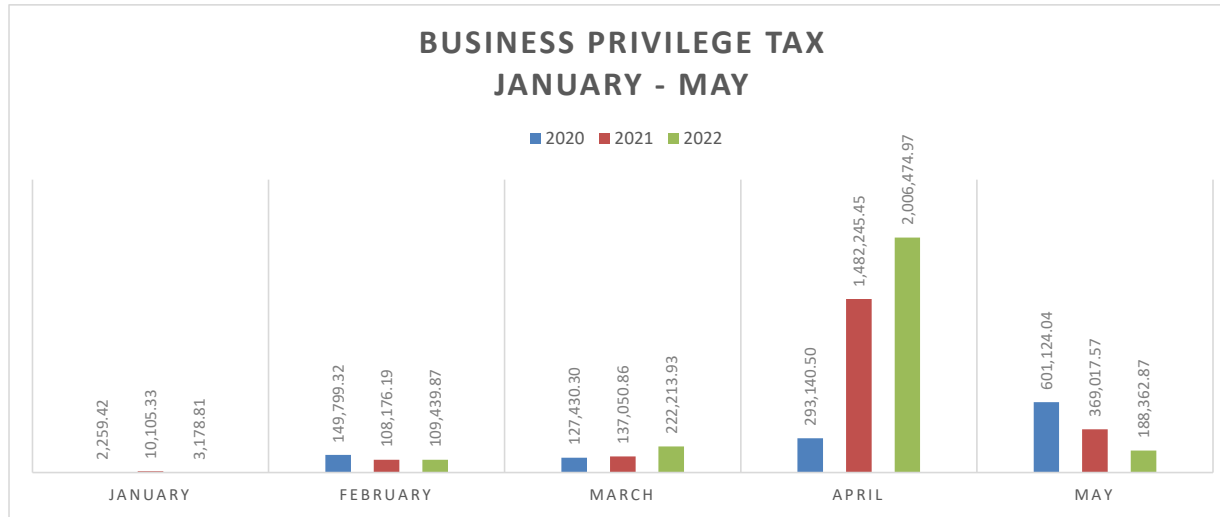


Local Services Tax Revenue:

	<u>2020</u>	<u>2021</u>	<u>2022</u>	<u>Diff</u>
1st Quarter	162,309.36	149,021.20	161,582.03	12,560.83
2nd Quarter	143,383.84	164,098.09		(164,098.09)
3rd Quarter	152,178.16	172,428.91		(172,428.91)
4th Quarter	150,968.46	150,000.00		(150,000.00)
	<u>\$ 608,839.82</u>	<u>\$ 635,548.20</u>	<u>\$ 161,582.03</u>	<u>\$ (473,966.17)</u>

Local Services Tax: (01000009/31051) - \$52.00 per person annually employed within the Township. Parkland School District collects and pays Township quarterly. We recorded \$161,582.03 for January - May 2022, against a budget of \$675,000, 26.9%. Revenue for the same period last year was \$149,021.20 against a budgeted \$675,000, and we ended the year at 94.2%.

**General Fund Revenues Comparison
YTD May 2022**

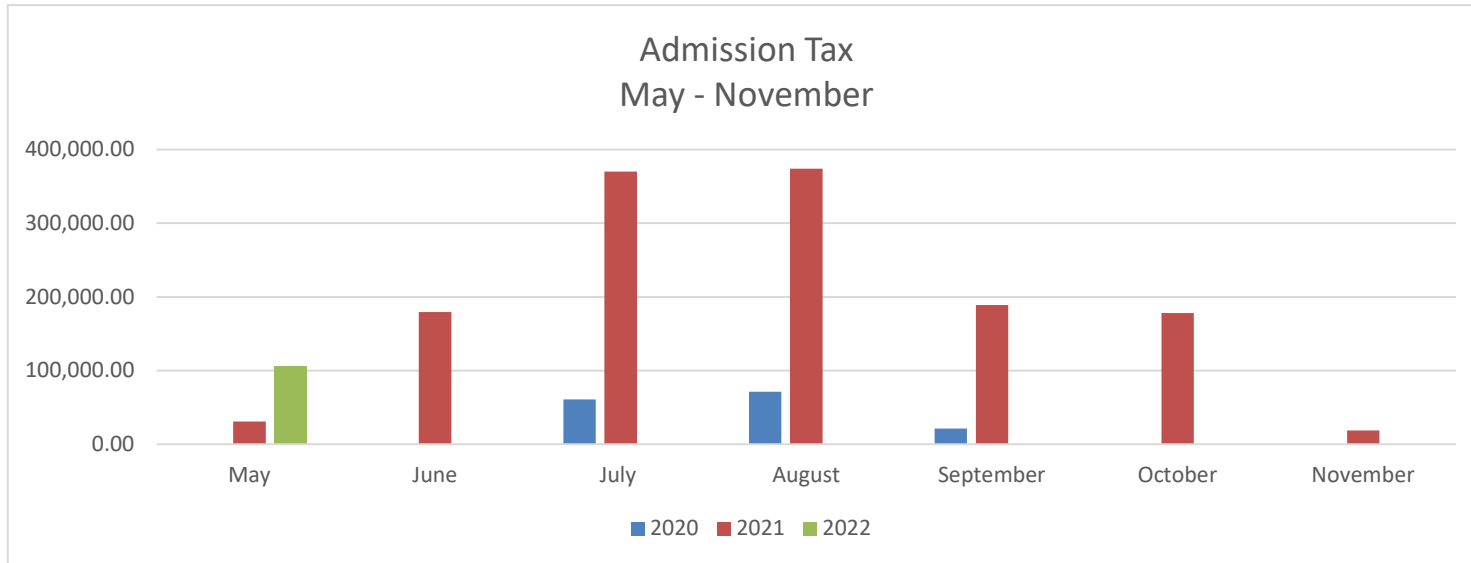


Business Privilege Tax Revenue:

	<u>2020</u>	<u>2021</u>	<u>2022</u>	<u>2022 vs 2021</u>
January	2,259.42	10,105.33	3,178.81	(6,926.52)
February	149,799.32	108,176.19	109,439.87	1,263.68
March	127,430.30	137,050.86	222,213.93	85,163.07
April	293,140.50	1,482,245.45	2,006,474.97	524,229.52
May	601,124.04	369,017.57	188,362.87	(180,654.70)
June	169,145.17	48,857.35		(48,857.35)
July	150,555.35	3,569.42		(3,569.42)
August	647,579.13	46,208.60		(46,208.60)
September	19,840.88	9,721.64		(9,721.64)
October	70,410.99	13,795.63		(13,795.63)
November	27,166.43	12,538.17		(12,538.17)
December	21,465.71	4,125.94		(4,125.94)
	<u>\$ 2,279,917.24</u>	<u>\$ 2,245,412.15</u>	<u>\$ 2,529,670.45</u>	<u>\$ 284,258.30</u>

Business Privilege Tax: (0100009/31036) - .1% (.001) wholesale or .15% (.0015) service/retail of gross receipts. Due April 30. We received for January - May 2022 a total of \$2,529,670.45 against a budgeted \$2,350,000, 107.6%. The revenue for the same period last year was \$2,106,595.40 against a budgeted \$2,150,000, and we ended the year at 104.4%. Note: The 2020 BP deadline was moved to July 15.

**General Fund Revenues Comparison
YTD May 2022**



Admission Tax Revenue:

	<u>2020</u>	<u>2021</u>	<u>2022</u>	<u>2021 vs 2020</u>
May	0.00	30,835.28	106,157.08	75,321.80
June	0.00	179,600.64		(179,600.64)
July	60,927.04	370,106.08		(370,106.08)
August	71,418.12	374,057.21		(374,057.21)
September	21,233.75	188,888.82		(188,888.82)
October	0.00	178,055.38		(178,055.38)
November	0.00	18,607.39		(18,607.39)
	<u>\$ 153,578.91</u>	<u>\$ 1,340,150.80</u>	<u>\$ 106,157.08</u>	<u>\$ (1,233,993.72)</u>

Admission Tax: (0100009/31061) - 5% of gross receipts. Our largest Admissions taxpayer is open from May through October. As of May 31, 2022, we received \$106,157.08 against a budget of \$1,300,000, 8.3%. Comparatively last year, we recorded \$30,835.28 against a budgeted \$800,000, and we ended the year at 167.6%. Our largest Admissions taxpayer was not open the majority of 2020 due to Covid-19.

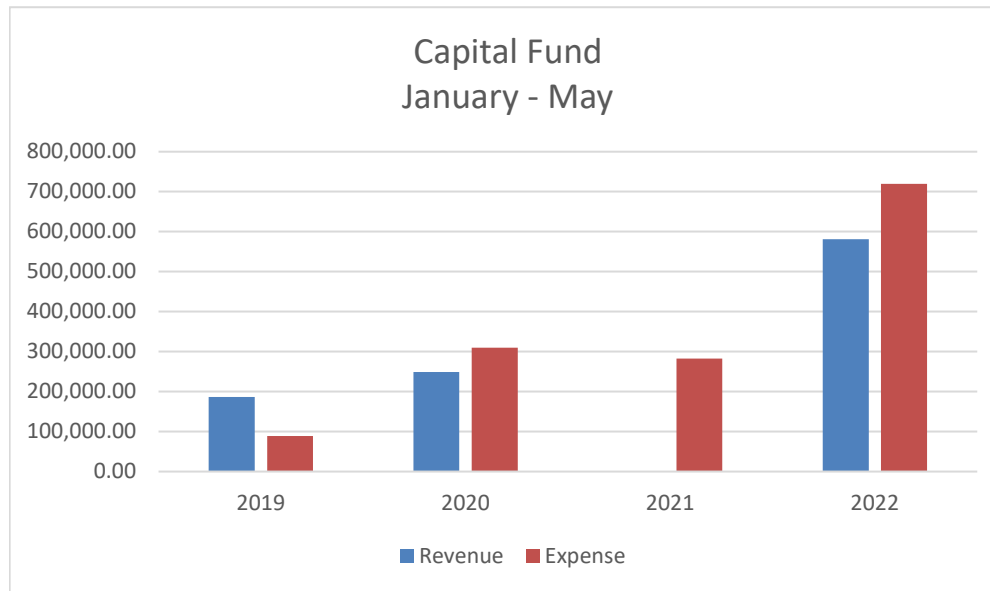
**General Fund Expenses
YTD May 2022**

<u>Category</u>	<u>YTD Through 5-31-2022</u>	<u>2022 Budget</u>	<u>Remaining Budget</u>
Computers / Programming Total	0.00	3,000.00	3,000.00
Contributions Total	41,500.00	45,500.00	4,000.00
Engineer Fees/ Services Total	109,585.44	415,200.00	305,614.56
Equipment Rentals Total	1,887.27	26,000.00	24,112.73
General Gov Expense Total	1,894.19	8,700.00	6,805.81
Insurance Total	210,772.66	634,653.00	423,880.34
Major Machinery Total	6,748.70	74,300.00	67,551.30
Materials / Supplies Total	360,007.71	884,874.00	524,866.29
Professional Development Total	41,728.40	119,000.00	77,271.60
Salaries / Benefits Total	3,734,614.91	12,159,285.00	8,424,670.09
Services Total	494,636.11	1,957,991.00	1,463,354.89
Solicitor Fees Total	24,291.95	218,500.00	194,208.05
Utilities Total	470.69	2,000.00	1,529.31
Land/Building Improvements Total	0.00	5,500.00	5,500.00
Interfund Transfer Total	739,079.26	0.00	-739,079.26
Grand Total	5,767,217.29	16,554,503.00	10,787,285.71

**Capital Reserve Fund
YTD May 2022**

Net	Budget	Actual	% Budget
2022 Capital Fund Revenue	\$ 46,970.00	\$ 580,813.00	1236.56%
2022 Capital Fund Expense	\$ 2,555,813.00	\$ 286,702.65	11.22%
	<u>\$ (2,508,843.00)</u>	<u>\$ 294,110.35</u>	

* the above revenue includes interfund transfers from General Fund.



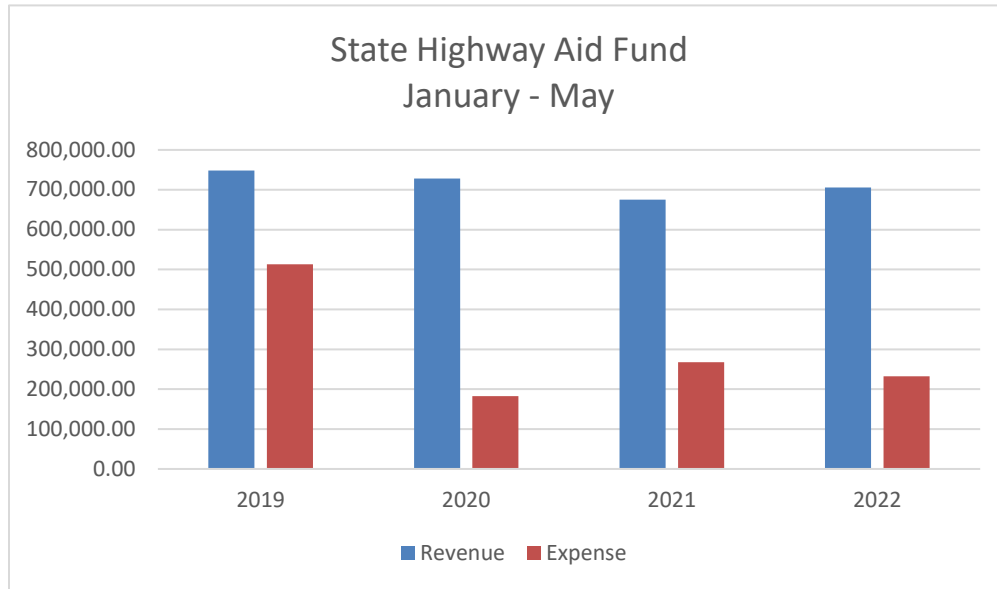
2022 Capital Expense Budget @ May 31, 2022 (Township)

		<u>Final 2022 Budget</u>	<u>Paid in 2022</u>	<u>Encumbered/R</u> <u>eq</u>	<u>Remaining Budget</u>
1. Police					
a. Police Cars	30410003/40720	\$217,113	\$38,501	\$169,409	\$9,204
Subtotal		\$217,113	\$38,501	\$169,409	\$9,204
2. Public Works					
a. Paving 2022	30430003/40610	\$1,000,000	\$388,753	\$611,247	\$0
b. Ford F-550	30430003/40720	\$82,200	\$0	\$87,377	(\$5,177)
c. Payloader (1/2 General Fund & 1/2 Water Fund)	30430003/40720	\$92,500	\$89,900	\$0	\$2,600
d. Wehr's Dam	30430003/40800	\$850,000	\$0	\$0	\$850,000
Subtotal		\$2,024,700	\$478,653	\$698,624	\$847,423
3. Parks & Recreation					
a. Jordan Creek Greenway Design/Permitting (Sections 35-45) \$150,000 Grant award (with Township match)	30451003/40973	\$187,000	\$3,787	\$129,586	\$53,627
b. Jacoby Park & Playground Improvements	30451003/40981	\$15,000	\$0	\$2,500	\$12,500
Subtotal		\$202,000	\$3,787	\$132,086	\$66,127
4. Emergency Management					
a. EM Vehicle Replacement	30415003/40720	\$40,000	\$36,100	\$0	\$3,900
b. Radio Replacement Fund Contribution	30415003/40760	\$50,000	\$0	\$0	\$50,000
Subtotal		\$90,000	\$36,100	\$0	\$53,900
5. Community Development					
a. John Frantz Vehicle Replacement (1/2 General Fund & 1/2 Fire Fund)	30460003/40720	\$22,000	\$0	\$0	\$22,000
Subtotal		\$22,000	\$0	\$0	\$22,000
Total Capital Expenditures		\$2,555,813	\$557,041	\$1,000,118	\$998,654

**State Highway Aid Fund
YTD May 2022**

Net	Budget	Actual	% Budget
2022 State Highway Aid Fund Revenue	\$ 665,000.00	\$ 706,011.82	106.17%
2022 State Highway Aid Fund Expense	\$ 799,142.00	\$ 232,077.80	29.04%
	<u>\$ (134,142.00)</u>	<u>\$ 473,934.02</u>	

2022 Expenses are comprised of \$126,816.70 for Street Lighting, \$9,472.06 for Traffic Maintenance and \$111,428.40 for Salt.

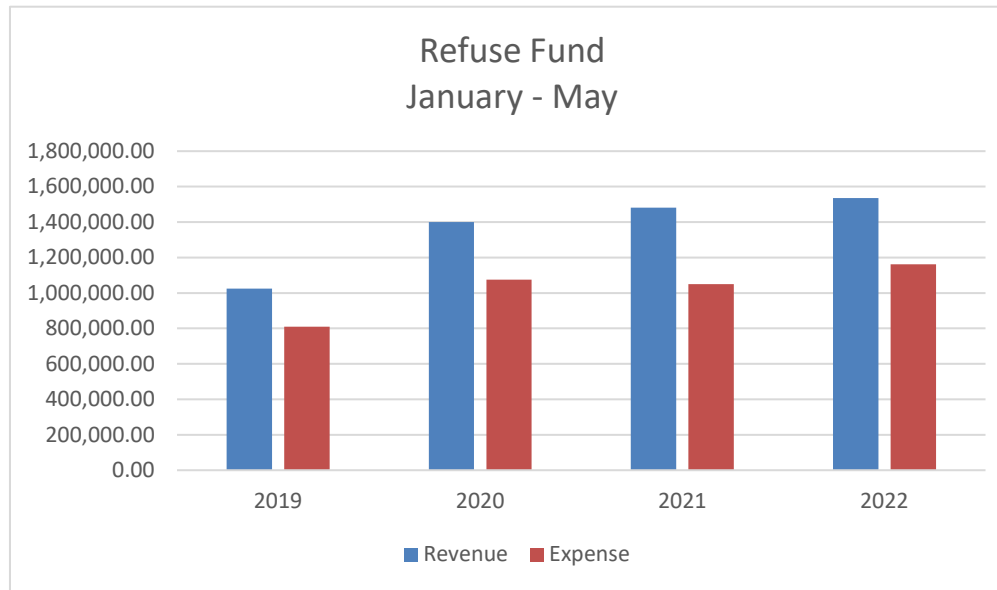


NOTE: Revenue for State Highway Aid is received between the end of March and the beginning of April each year.

**Refuse Fund
YTD May 2022**

Net	Budget	Actual	% Budget
2022 Refuse Fund Revenue	\$ 2,929,000.00	\$ 1,535,732.30	52.43%
2022 Refuse Fund Expense	\$ 2,968,564.00	\$ 1,162,546.66	39.16%
	\$ (39,564.00)	\$ 373,185.64	

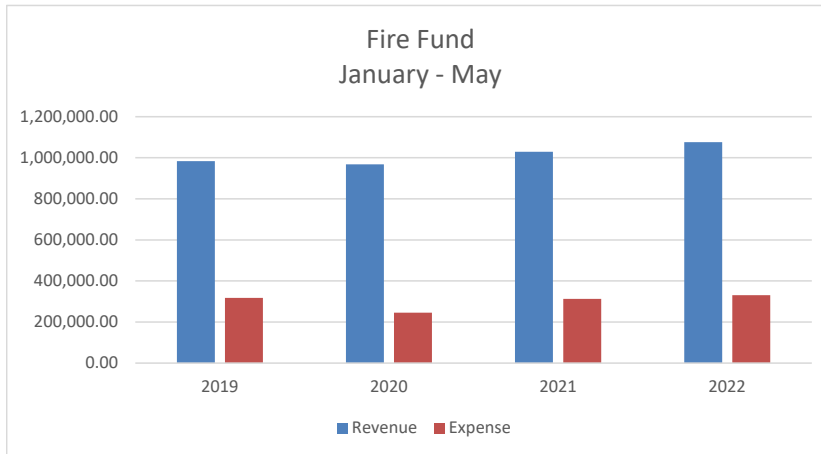
The 2022 expenses are comprised of mostly hauler fees in the amount of \$1,113,000.90. (May is an accrued amount that is 1/12 of the total year budget per month).



NOTE: On January 1, 2020 the Refuse rate went from \$70.00 per quarter to \$95.00 per quarter.

**Fire Fund
YTD May 2022**

Net	Budget	Actual	% Budget
2022 Fire Fund Revenue	\$ 1,134,518.00	\$ 1,075,847.60	94.83%
2022 Fire Fund Expense	\$ 1,047,781.00	\$ 330,707.94	31.56%
	\$ 86,737.00	\$ 745,139.66	



NOTE: Fire Taxes are due on May 31st.

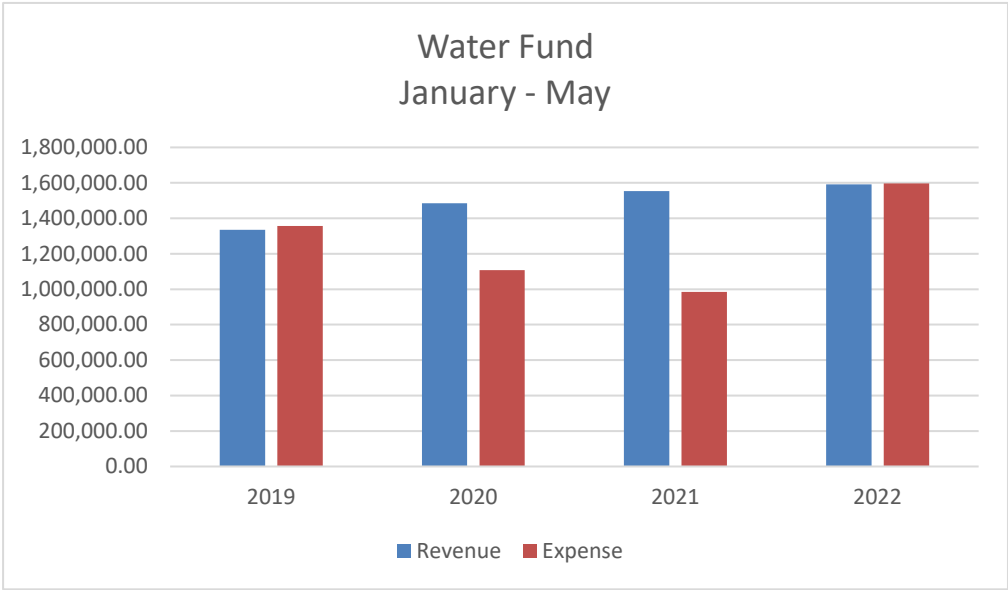
2022 Capital Expense Budget @ May 31, 2022 (Fire Fund)

		<u>Final 2022</u> <u>Budget</u>	<u>Paid in</u> <u>2022</u>	<u>Encumbered/</u> <u>Req</u>	<u>Remaining</u> <u>Budget</u>
1. Fire					
a. Cetronia - Cascade Air Refilling Station	03411003/40800	\$30,381			\$30,381
b. Greenawalds - Gear Dryer	03411003/40800	\$11,000			\$11,000
c. Greenawalds - Replace Doors	03411003/40800	\$5,300			\$5,300
d. Greenawalds - Bunk Room	03411003/40800	\$43,000			\$43,000
e. Greenawalds - Heat Pump	03411003/40800	\$7,000			\$7,000
f. Woodlawn - Corrosion Mitigation	03411003/40800	\$30,000	\$31,683		(\$1,683)
g. Replace John Frantz Vehicle (1/2 Fire & 1/2 General)	03411003/40800	\$22,000			\$22,000
h. Greenawalds - Radios	03411003/40800	\$143,000			\$143,000
Subtotal		\$291,681	\$31,683	\$0	\$259,998

**Water Fund
YTD May 2022**

Net	Budget	Actual	% Budget
2022 Water Fund Revenue	\$ 4,255,900.00	\$ 1,590,960.66	37.38%
2022 Water Fund Expense	\$ 4,636,359.00	\$ 1,596,002.20	34.42%
	<u>\$ (380,459.00)</u>	<u>\$ (5,041.54)</u>	

Water Metered Fees revenue is \$1,412,104.60 as of May 31, 2022.
Water Purchase Fees are \$548,464.51, of which March through May are accrued amounts.



Water Fund Revenues
YTD May 2022

<u>Category</u>	<u>YTD</u> <u>Through 5-31-2020</u>	<u>YTD</u> <u>Through 5-31-2021</u>	<u>YTD</u> <u>Through 5-31-2022</u>	<u>2022</u> <u>Budget</u>	<u>Variance to</u> <u>Budget 2022</u>
Metered / Flat Sales Total	1,372,416.34	1,419,645.73	1,412,104.60	3,888,000.00	2,475,895.40
Grants and Gifts Total	26,026.00	26,157.50	44,401.25	83,400.00	38,998.75
License / Permit Fees Total	120.00	0.00	0.00	0.00	0.00
Interest Income Total	1,201.61	150.23	460.07	0.00	460.07
Other Income Total	5,886.60	16,768.29	9,915.00	21,500.00	12,335.00
Disc / Penalties / Fines Total	-552.52	1,986.53	4,874.74	3,000.00	1,010.33

**Water Fund Expenses
YTD May 2022**

<u>Category</u>	<u>YTD Through 5-31-2022</u>	<u>2022 Budget</u>	<u>Remaining Budget</u>
Salaries / Benefits Total	273,099.91	859,882.00	586,782.09
Materials / Supplies Total	25,023.23	103,500.00	78,476.77
Services Total	145,022.40	464,118.00	319,095.60
Engineer Fees / Services Total	26,158.69	75,000.00	48,841.31
Solicitor Fees Total	0.00	15,000.00	15,000.00
Major Machinery Total	43,809.67	52,000.00	8,190.33
Equipment Rentals Total	0.00	2,500.00	2,500.00
Vehicles Total	89,900.00	92,500.00	2,600.00
Water Purchase Fees Total	548,464.51	1,511,578.00	963,113.49
Land / Building Improvements Total	83,641.49	405,000.00	321,358.51
Debt Total	0.00	38,381.00	38,381.00
System Improvements Total	306,882.62	889,100.00	582,217.38
General Gov Expense Total	0.00	25,000.00	25,000.00
Insurance Total	16,666.66	40,000.00	23,333.34
Professional Development Total	3,882.00	8,800.00	4,918.00
Unappropriated Reserve Total	0.00	0.00	0.00
Other Income Total	16,465.63	54,000.00	37,534.37
Interfund Transfer Total	16,985.39	0.00	16,985.39
Grand Total	1,596,002.20	4,636,359.00	3,040,356.80

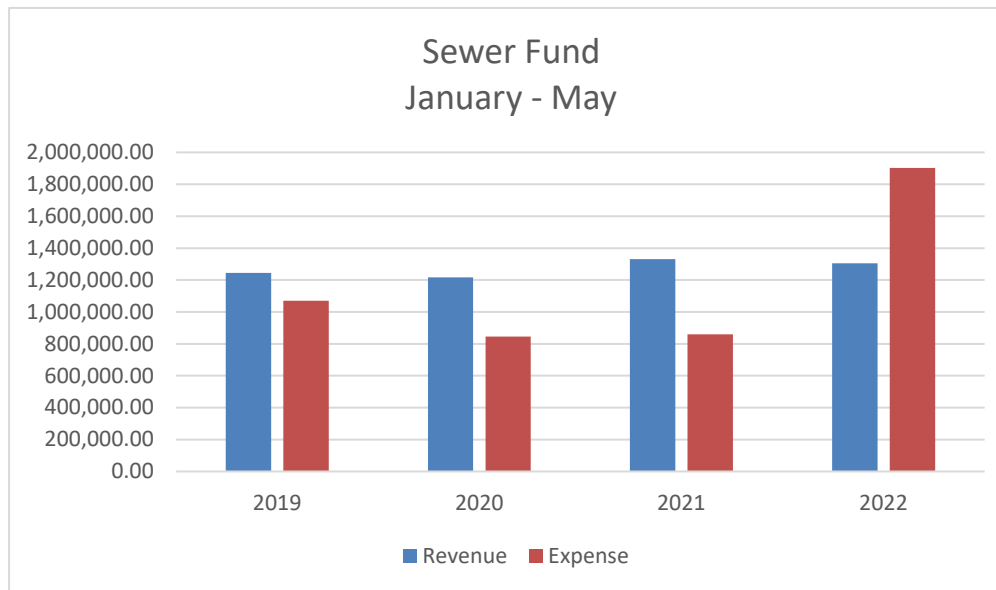
2022 Capital Expenses for Water Fund @ April 30, 2022

<u>Water Fund Capital Expenses</u>	<u>Final 2022 Budget</u>	<u>Paid in 2022</u>	<u>Encumbered/R eq</u>	<u>Remaining Budget</u>
a. Buildings	\$405,000	\$5,347	\$37,178	\$362,475
b. Water Station Maintenance	\$74,100	\$15,547	\$1,121	\$57,432
c. System Improvement	\$815,000	\$248,040	\$38,444	\$528,516
d. Vehicles	\$92,500	\$89,900	\$0	\$2,600
e. MajorMachinery & Equipment	\$48,000	\$43,810	\$3,552	\$638
Subtotal	\$1,434,600	\$402,644	\$80,295	\$951,661

**Sewer Fund
YTD May 2022**

Net	Budget	Actual	% Budget
2022 Sewer Fund Revenue	\$ 3,264,000.00	\$ 1,305,791.67	40.01%
2022 Sewer Fund Expense	\$ 3,761,954.00	\$ 1,902,110.38	50.56%
	<u>\$ (497,954.00)</u>	<u>\$ (596,318.71)</u>	

Sewer Metered and Flat Fees are \$1,055,185.89 as of May 31, 2022.
Sewer Disposal Fees are \$659,518.16, of which April through May are accrued amounts.



Sewer Fund Revenues
YTD May 2022

<u>Category</u>	YTD <u>Through 5-31-2020</u>	YTD <u>Through 5-31-2021</u>	YTD <u>Through 5-31-2022</u>	2022 <u>Budget</u>	Variance to <u>Budget 2022</u>
Metered / Flat Sales Total	1,051,566.62	1,103,823.60	1,055,185.89	2,862,000.00	1,806,814.11
Grants and Gifts Total	24,891.99	25,408.69	25,678.24	80,000.00	54,321.76
License / Permit Fees Total	200.00	400.00	400.00	2,500.00	2,100.00
Other Income Total	2,100.00	8,360.00	2,660.00	9,500.00	6,840.00
Disc / Penalties / Fines Total	-1,048.82	795.09	4,812.54	3,000.00	1,812.54

**Sewer Fund Expenses
YTD May 2022**

<u>Category</u>	<u>YTD Through 5-31-2022</u>	<u>2022 Budget</u>	<u>Remaining Budget</u>
Salaries / Benefits Total	351,601.47	1,045,604.00	694,002.53
Materials / Supplies Total	16,745.51	36,500.00	19,754.49
Services Total	23,086.22	86,700.00	63,613.78
Engineer Fees / Services Total	17,429.24	54,000.00	36,570.76
Solicitor Fees Total	0.00	40,000.00	40,000.00
Major Machinery and Equipment Total	816,472.49	443,000.00	-373,472.49
Equipment Rentals Total	0.00	2,000.00	2,000.00
Disposal Fees Total	659,518.16	1,400,000.00	740,481.84
Buildings Total	0.00	2,500.00	2,500.00
System Improvement Total	0.00	210,000.00	210,000.00
General Gov Expense Total	0.00	50,000.00	50,000.00
Insurance Total	791.66	1,900.00	1,108.34
Professional Development Total	0.00	4,500.00	4,500.00
Unappropriated Reserve Total	0.00	0.00	0.00
EPA Total	0.00	325,000.00	325,000.00
Other Income Total	16,465.63	60,250.00	43,784.37
Grand Total	1,902,110.38	3,761,954.00	1,859,843.62

2022 Capital Expenses for Sewer Fund @ May 31, 2022

	<u>Final 2022 Budget</u>	<u>Paid in 2022</u>	<u>Encumbered/ Req</u>	<u>Remaining Budget</u>
<u>Sewer Fund Capital Expenses</u>				
a. EPA Sanitary Repairs	\$325,000			\$325,000
b. Water Station Maintenance	\$2,500			\$2,500
c. System Improvement	\$210,000			\$210,000
d. Major Machinery & Equipment	\$443,000	\$443,665	0.00	(\$665)
Subtotal	\$980,500	\$443,665	0.00	\$536,835

South Whitehall Township
Bank Balances

	May 31, 2022	May 31, 2021
Cash - General Fund	\$ 6,171,040.35	\$ 5,408,805.69
Cash - Capital Reserve Fund	\$ 186,897.24	\$ 223,928.08

South Whitehall Township
Water & Sewer
Bank Balances

	May 31, 2022	May 31, 2021
Cash - Water Fund (Wells Fargo)	\$ 4,524,718.20	\$ 3,399,004.49
Cash - Water Fund (Neffs)	\$ 556,312.81	\$ 189,828.85
Cash - Sewer Fund	\$ 4,950,482.18	\$ 5,809,443.79

General Fund

FUND: 01 General Fund			NET CHANGE FOR PERIOD	ACCOUNT BALANCE
ASSETS				
01	10000	General Fund Checking	2,781,425.71	6,169,330.57
01	10100	AP Checking	.00	630,050.84
01	10400	Escrow Sub Accounts Govt Banki	-223,957.58	3,899,689.23
01	11000	Petty Cash	.00	1,825.00
01	11010	Credit Card Checking Cash	.00	600.00
01	12450	Revenue Accrual	3,080,507.88	3,130,573.07
01	13500	Due from Other Governments	.00	89,088.43
01	14001	Real Estate Tax Receivable	.00	144,838.57
01	14201	Del Real Estate Tax Receivable	.00	149,663.55
01	14530	Accounts Receivable	-827,858.57	721,415.69
01	14533	Allowance for Bad Debts	.00	-.25
01	14555	Earned Income/LST Tax Rec.	.00	161,826.87
01	14600	Cable Tax Receivable	.00	82,667.38
01	14700	Transfer Tax Receivable	.00	54,456.74
01	15500	Prepaid	-51,263.53	419,459.39
01	19000	Interfund Transfer	.00	2,639,907.09
01	19001	Due From Authority	.00	214,549.42
TOTAL ASSETS			4,758,853.91	18,509,941.59
LIABILITIES				
01	20020	Accounts Payable	3.50	-491.02
01	20025	Accounts Payable Accrual	.00	-6,098.35
01	24100	Notes Payable	.00	149,000.00
01	24150	Note Payable 2018 Borrowing	.00	221,000.00
01	24600	Accrued Compensation Payable	.00	100.00
01	24601	Accrued Pension Contributions	.00	-239,157.60
01	24800	Escrow Payable	223,957.58	-3,899,698.91
01	27003	Due to Payroll Fund	.00	65,112.28
01	28000	Def Inflow Unavail Prop Rev	.00	-144,860.42
01	28001	Def Inflow Unavail Rev Oth	.00	-801,695.98
01	29000	Interfund Transfer	.00	-1,000,335.86
01	29001	Due to Authority	.00	-904,054.88
01	29800	Deferred Rev.	.00	-2,175.00
TOTAL LIABILITIES			223,961.08	-6,563,355.74
FUND BALANCE				
01	18500	General Fund Revenue Control	-6,545,678.77	-12,370,620.33
01	27998	Fund Balance Adjustment	.00	4,549,053.23
01	27999	Fund Balance	.00	-9,892,236.04
01	29100	Encumbrance Control	-128,672.72	1,389,220.66
01	29400	General Fund Expenditure Contr	1,562,863.78	5,767,217.29
01	29700	Fund Bal Reser for Encumbrance	128,672.72	-1,389,220.66
TOTAL FUND BALANCE			-4,982,814.99	-11,946,585.85
TOTAL LIABILITIES + FUND BALANCE			<u>-4,758,853.91</u>	<u>-18,509,941.59</u>

FOR 2022 05

ACCOUNTS FOR: 01	General Fund	ORIGINAL ESTIM REV	REVISED EST REV	ACTUAL YTD REVENUE	ACTUAL MTD REVENUE	REMAINING REVENUE	PCT COLL
000 Undefined							
01000009	30110 RETRev	-6,895,444	-6,895,444	-6,476,822.75	-5,412,070.65	-418,621.25	93.9%
01000009	30120 RETRefRev	15,000	15,000	.00	.00	15,000.00	.0%
01000009	30130 DelRETRev	-65,000	-65,000	-97,969.15	-17,783.22	32,969.15	150.7%
01000009	30160 IrnRETRev	-20,000	-20,000	-7,374.23	-7,087.05	-12,625.77	36.9%
01000009	31010 RETTrRev	-700,000	-700,000	-361,021.42	-82,011.13	-338,978.58	51.6%
01000009	31021 EITRev	-3,500,000	-3,500,000	-2,129,133.82	-762,553.74	-1,370,866.18	60.8%
01000009	31036 BPTaxRev	-2,350,000	-2,350,000	-2,529,670.45	-188,362.87	179,670.45	107.6%
01000009	31038 BPTxReRev	5,000	5,000	.00	.00	5,000.00	.0%
01000009	31040 BPTxAgRev	-5,000	-5,000	-5,000.00	.00	.00	100.0%
01000009	31051 LoSerTxRev	-600,000	-600,000	-161,582.03	-11,582.03	-438,417.97	26.9%
01000009	31061 AdmTxRev	-1,300,000	-1,300,000	-107,823.44	-106,157.08	-1,192,176.56	8.3%
01000009	31913 IntBPREv	-4,500	-4,500	-20,767.80	-4,693.38	16,267.80	461.5%
01000009	31914 PenBPREv	-4,500	-4,500	-6,292.26	-4,237.90	1,792.26	139.8%
01000009	32132 JunkLicRev	-300	-300	.00	.00	-300.00	.0%
01000009	32135 BevLicRev	-7,350	-7,350	-900.00	.00	-6,450.00	12.2%
01000009	32145 BPLicRev	-67,000	-67,000	-73,485.54	-2,100.00	6,485.54	109.7%
01000009	32180 CaTVTxRev	-325,000	-325,000	-82,003.22	-5,516.66	-242,996.78	25.2%
01000009	34101 IntChcRev	0	0	-1,178.43	.00	1,178.43	100.0%
01000009	35900 LGovTaxRev	-1,000	-1,000	-1,000.00	.00	.00	100.0%
01000009	36247 AmAdPerRev	-30	-30	-30.00	.00	.00	100.0%
01000009	36255 MiscellRev	-2,000	-2,000	-37,881.05	-36.00	35,881.05	1894.1%
01000009	36715 LibLease	-1	-1	-1.00	.00	.00	100.0%
01000009	37392 DisREOff	137,909	137,909	129,683.18	108,382.50	8,225.82	94.0%
01000009	37394 CoChCoOff	4,000	4,000	832.50	.00	3,167.50	20.8%
01000009	37395 CoChRETOff	20,000	20,000	7,220.43	1,640.22	12,779.57	36.1%
01000009	37398 CoChEITOff	50,000	50,000	23,926.26	8,454.48	26,073.74	47.9%
01000009	39110 SaleFARev	-20,000	-20,000	-60,177.00	-50.00	40,177.00	300.9%
01001009	35400 GrantRev	-14,000	-14,000	.00	.00	-14,000.00	.0%
TOTAL Undefined		-15,649,216	-15,649,216	-11,998,451.22	-6,485,764.51	-3,650,764.78	76.7%

FOR 2022 05

ACCOUNTS FOR: 01 General Fund	ORIGINAL ESTIM REV	REVISED EST REV	ACTUAL YTD REVENUE	ACTUAL MTD REVENUE	REMAINING REVENUE	PCT COLL
410 Police						
01005009 35400 GrantRev	-8,000	-8,000	.00	.00	-8,000.00	.0%
01006009 35400 GrantRev	-216,184	-216,184	-35,972.02	-11,581.08	-180,211.98	16.6%
01302009 35401 DARERev	-3,000	-3,000	.00	.00	-3,000.00	.0%
01410009 33111 VehCoViRev	-60,000	-60,000	-24,031.58	-4,485.66	-35,968.42	40.1%
01410009 33112 CriCodeRev	-8,000	-8,000	-8,293.51	-743.52	293.51	103.7%
01410009 33113 StaPolRev	-85,000	-85,000	.00	.00	-85,000.00	.0%
01410009 36210 SpPolSeRev	-50,000	-50,000	-14,135.00	-5,490.00	-35,865.00	28.3%
01410009 36211 PolRepRev	-8,000	-8,000	-3,964.00	-1,510.00	-4,036.00	49.6%
01410009 36212 FalAlarRev	-12,000	-12,000	-675.00	.00	-11,325.00	5.6%
01410009 36255 MiscellRev	-3,000	-3,000	-1,999.00	.00	-1,001.00	66.6%
TOTAL Police	-453,184	-453,184	-89,070.11	-23,810.26	-364,113.89	19.7%

FOR 2022 05

ACCOUNTS FOR: 01	General Fund	ORIGINAL ESTIM REV	REVISED EST REV	ACTUAL YTD REVENUE	ACTUAL MTD REVENUE	REMAINING REVENUE	PCT COLL
430 Public Works - General Service							
01430009	36252	WonPRev	-1,000	-1,000	.00	.00	-1,000.00 .0%
01430009	36259	PennWinAgr	-3,000	-3,000	.00	.00	-3,000.00 .0%
TOTAL Public Works - General Serv			-4,000	-4,000	.00	.00	-4,000.00 .0%

FOR 2022 05

ACCOUNTS FOR: 01	General Fund	ORIGINAL ESTIM REV	REVISED EST REV	ACTUAL YTD REVENUE	ACTUAL MTD REVENUE	REMAINING REVENUE	PCT COLL
451 Recreation Administration							
01451009	35400	GrantRev	-3,500	-3,500	.00	.00	-3,500.00 .0%
01451009	36714	PavRentRev	-10,000	-10,000	-10,610.00	-2,660.00	610.00 106.1%
01451009	36720	RecProgRev	-100,000	-100,000	-181,616.00	-15,472.00	81,616.00 181.6%
01451009	36721	Sponsors	-9,000	-9,000	.00	.00	-9,000.00 .0%
01451009	36728	PHEAAREV	-6,000	-6,000	.00	.00	-6,000.00 .0%
TOTAL Recreation Administration			-128,500	-128,500	-192,226.00	-18,132.00	63,726.00 149.6%

FOR 2022 05

ACCOUNTS FOR: 01	General Fund	ORIGINAL ESTIM REV	REVISED EST REV	ACTUAL YTD REVENUE	ACTUAL MTD REVENUE	REMAINING REVENUE	PCT COLL
460 Community Development							
01303009	38317	TrImpCoRev	-15,000	-15,000	-5,500.00	.00	-9,500.00 36.7%
01460009	36133	ZonHBRev	-7,000	-7,000	-2,900.00	.00	-4,100.00 41.4%
01460009	36140	AllPlanFee	-20,000	-20,000	-7,850.00	.00	-12,150.00 39.3%
01460009	36220	FireCodRev	-6,000	-6,000	-4,950.00	-450.00	-1,050.00 82.5%
01460009	36240	ACT157FEES	-1,500	-1,500	-1,413.00	-297.00	-87.00 94.2%
01460009	36241	NonResApp	-12,000	-12,000	-8,750.00	-1,900.00	-3,250.00 72.9%
01460009	36242	NonResIssu	-10,000	-10,000	-10,475.00	-3,125.00	475.00 104.8%
01460009	36245	ROWPermits	-15,000	-15,000	-11,875.00	-5,200.00	-3,125.00 79.2%
01460009	36246	ResAppFees	-30,000	-30,000	-16,350.00	-4,100.00	-13,650.00 54.5%
01460009	36248	ResIssFees	-30,000	-30,000	-20,100.00	-2,700.00	-9,900.00 67.0%
01460009	36250	PluLicRev	0	0	-510.00	.00	510.00 100.0%
01460009	36260	SpFlHaPer	-300	-300	-200.00	-200.00	-100.00 66.7%
TOTAL Community Development			-146,800	-146,800	-90,873.00	-17,972.00	-55,927.00 61.9%
TOTAL General Fund			-16,381,700	-16,381,700	-12,370,620.33	-6,545,678.77	-4,011,079.67 75.5%
TOTAL REVENUES			-16,381,700	-16,381,700	-12,370,620.33	-6,545,678.77	-4,011,079.67

FOR 2022 05

ACCOUNTS FOR: 01 General Fund	ORIGINAL APPROP	REVISED BUDGET	YTD EXPENDED	MTD EXPENDED	ENC/REQ	AVAILABLE BUDGET	PCT USED
400 Legislative							
01400001 40105 SalWagElec	28,995	28,995	5,156.25	.00	.00	23,838.75	17.8%
01400002 45001 ClParkSen	1,000	1,000	1,000.00	1,000.00	.00	.00	100.0%
01400002 45002 MealoWheel	6,000	6,000	6,000.00	6,000.00	.00	.00	100.0%
01400002 45004 LHConSen	1,000	1,000	1,000.00	1,000.00	.00	.00	100.0%
01400002 45006 CetSenCiti	1,000	1,000	1,000.00	1,000.00	.00	.00	100.0%
01400002 45009 TreatTren	1,500	1,500	1,500.00	1,500.00	.00	.00	100.0%
01400002 45011 ParkElemWr	500	500	500.00	500.00	.00	.00	100.0%
01400002 45014 PocWildReh	500	500	500.00	500.00	.00	.00	100.0%
01400002 45015 TPLV	1,500	1,500	1,500.00	1,500.00	.00	.00	100.0%
TOTAL Legislative	41,995	41,995	18,156.25	13,000.00	.00	23,838.75	43.2%

FOR 2022 05

ACCOUNTS FOR: 01	General Fund	ORIGINAL APPROP	REVISED BUDGET	YTD EXPENDED	MTD EXPENDED	ENC/REQ	AVAILABLE BUDGET	PCT USED
401 Executive								
01401001	40112 Wages	279,646	263,646	73,747.15	10,617.93	.00	189,898.85	28.0%
01401001	40113 SpAlloc	-13,982	-13,982	.00	.00	.00	-13,982.00	.0%
01401001	40172 HolidayPay	0	0	1,339.49	307.33	.00	-1,339.49	100.0%
01401001	40184 AttendInc	2,875	2,875	1,750.00	.00	.00	1,125.00	60.9%
01401001	40188 PTO	0	0	1,872.91	516.08	.00	-1,872.91	100.0%
01401002	40229 MealFood	500	500	46.12	.00	.00	453.88	9.2%
01401002	40420 DueSubMem	2,500	2,500	247.25	.00	.00	2,252.75	9.9%
01401002	40460 ContEduc	2,500	2,500	706.00	.00	.00	1,794.00	28.2%
01401002	40573 GenGovtExp	500	500	.00	.00	.00	500.00	.0%
TOTAL Executive		274,539	258,539	79,708.92	11,441.34	.00	178,830.08	30.8%

FOR 2022 05

ACCOUNTS FOR: 01	General Fund	ORIGINAL APPROP	REVISED BUDGET	YTD EXPENDED	MTD EXPENDED	ENC/REQ	AVAILABLE BUDGET	PCT USED
402 Finance								
01402001	40112	Wages	288,950	288,950	98,810.49	21,170.84	.00	190,139.51 34.2%
01402001	40113	SpAlloc	-62,534	-62,534	.00	.00	.00	-62,534.00 .0%
01402001	40115	SalWagPT	18,720	18,720	7,110.00	1,422.00	.00	11,610.00 38.0%
01402001	40172	HolidayPay	0	0	2,888.94	.00	.00	-2,888.94 100.0%
01402001	40177	Sick Pay	0	0	4,587.50	.00	.00	-4,587.50 100.0%
01402001	40180	OT Pay	2,500	2,500	422.94	72.97	.00	2,077.06 16.9%
01402001	40184	AttendInc	5,425	5,425	3,000.00	.00	.00	2,425.00 55.3%
01402001	40188	PTO	0	0	7,362.59	1,102.52	.00	-7,362.59 100.0%
01402001	40221	BEREAV	0	0	127.26	127.26	.00	-127.26 100.0%
01402002	40229	MealFood	0	0	171.57	.00	.00	-171.57 100.0%
01402002	40331	Travel	1,500	1,500	552.12	550.12	.00	947.88 36.8%
01402002	40420	DueSubMem	1,000	1,000	625.00	-190.00	.00	375.00 62.5%
01402002	40450	ContrSrv	200,000	200,000	11,115.00	1,365.00	.00	188,885.00 5.6%
01402002	40460	ContEduc	5,000	5,000	475.00	475.00	.00	4,525.00 9.5%
01402002	40760	MinMachEqu	2,500	2,500	1,850.70	1,850.70	.00	649.30 74.0%
TOTAL Finance			463,061	463,061	139,099.11	27,946.41	.00	323,961.89 30.0%

FOR 2022 05

ACCOUNTS FOR: 01	General Fund	ORIGINAL APPROP	REVISED BUDGET	YTD EXPENDED	MTD EXPENDED	ENC/REQ	AVAILABLE BUDGET	PCT USED	
403 Treasurer/ Tax Collector									
01403001	40105	SalWagElec	10,000	10,000	4,000.00	800.00	.00	6,000.00	40.0%
01403002	40215	Postage	4,500	4,500	364.82	.00	.00	4,135.18	8.1%
01403002	40375	Bond	1,000	1,000	.00	.00	.00	1,000.00	.0%
01403002	40450	ContrSrv	6,300	6,300	.00	.00	.00	6,300.00	.0%
TOTAL Treasurer/ Tax Collector			21,800	21,800	4,364.82	800.00	.00	17,435.18	20.0%

FOR 2022 05

ACCOUNTS FOR: 01 General Fund	ORIGINAL APPROP	REVISED BUDGET	YTD EXPENDED	MTD EXPENDED	ENC/REQ	AVAILABLE BUDGET	PCT USED
404 Solicitor/Legal Services							
01404102 40197 Pension	25,000	25,000	3,475.00	.00	.00	21,525.00	13.9%
01404102 40573 GenGovtExp	180,000	180,000	37,049.53	35.00	.00	142,950.47	20.6%
01404102 40937 MeetPrepEx	40,000	40,000	8,683.00	.00	.00	31,317.00	21.7%
01404102 40939 ZoningExp	50,000	50,000	8,755.92	750.00	.00	41,244.08	17.5%
01404102 40940 SubdivBill	110,000	110,000	26,805.75	1,809.00	.00	83,194.25	24.4%
01404102 40941 SubdivReim	-110,000	-110,000	-26,369.25	-14,457.75	.00	-83,630.75	24.0%
01404102 40946 Grievance	5,000	5,000	.00	.00	.00	5,000.00	.0%
01404102 40947 Negotiate	5,000	5,000	.00	.00	.00	5,000.00	.0%
01404102 40948 Arbitrat	5,000	5,000	.00	.00	.00	5,000.00	.0%
01404102 40949 Litigat	40,000	40,000	313.50	.00	.00	39,686.50	.8%
01404102 40950 Collect	2,000	2,000	.00	.00	.00	2,000.00	.0%
01404102 40952 Codificat	10,000	10,000	.00	.00	.00	10,000.00	.0%
01404102 40953 LaborExp	75,000	75,000	13,747.53	1,732.03	.00	61,252.47	18.3%
01404102 40955 CivilServ	15,000	15,000	914.50	472.00	.00	14,085.50	6.1%
01404102 40956 TaxAppeal	1,500	1,500	142.50	.00	.00	1,357.50	9.5%
01404102 40958 Ordinances	20,000	20,000	418.00	.00	.00	19,582.00	2.1%
TOTAL Solicitor/Legal Services	473,500	473,500	73,935.98	-9,659.72	.00	399,564.02	15.6%

FOR 2022 05

ACCOUNTS FOR: 01 General Fund	ORIGINAL APPROP	REVISED BUDGET	YTD EXPENDED	MTD EXPENDED	ENC/REQ	AVAILABLE BUDGET	PCT USED
405 Human Resources							
<u>01405001 40112 Wages</u>	130,587	130,587	18,868.02	2,253.33	.00	111,718.98	14.4%
<u>01405001 40113 Spec Allo</u>	-6,579	-6,579	.00	.00	.00	-6,579.00	.0%
<u>01405001 40172 HolidayPay</u>	0	0	450.66	.00	.00	-450.66	100.0%
<u>01405001 40177 Sick Pay</u>	0	0	2,283.38	2,283.38	.00	-2,283.38	100.0%
<u>01405001 40180 OT Pay</u>	1,000	1,000	315.46	.00	.00	684.54	31.5%
<u>01405001 40184 AttendInc</u>	2,250	2,250	1,125.00	.00	.00	1,125.00	50.0%
<u>01405001 40188 PTO</u>	0	0	1,111.63	.00	.00	-1,111.63	100.0%
<u>01405002 40310 ProfSrv</u>	0	0	.00	.00	7,500.00	-7,500.00	100.0%
<u>01405002 40460 ContEduc</u>	10,000	10,000	617.18	.00	.00	9,382.82	6.2%
<u>01405002 40571 EmpEvent</u>	5,000	5,000	463.98	46.99	.00	4,536.02	9.3%
<u>01405002 40796 RecruitExp</u>	1,000	1,000	286.55	45.85	.00	713.45	28.7%
TOTAL Human Resources	143,258	143,258	25,521.86	4,629.55	7,500.00	110,236.14	23.1%

FOR 2022 05

ACCOUNTS FOR:	ORIGINAL	REVISED	YTD EXPENDED	MTD EXPENDED	ENC/REQ	AVAILABLE	PCT
01 General Fund	APPROP	BUDGET				BUDGET	USED
406 Administrative							
01406001 40192 FICAEmploy	179,884	179,884	60,784.28	11,869.29	.00	119,099.72	33.8%
01406001 40195 WorkComIns	321,266	321,266	39,341.62	11,258.87	.00	281,924.38	12.2%
01406001 40196 HealthIns	528,317	528,317	187,746.13	38,836.72	3,000.00	337,570.87	36.1%
01406001 40197 Pension	2,537,557	2,537,557	.00	.00	.00	2,537,557.00	.0%
01406001 40198 Dental	18,911	18,911	6,752.33	1,341.68	.00	12,158.67	35.7%
01406001 40199 Life Ins	12,685	12,685	5,735.90	940.68	.00	6,949.10	45.2%
01406001 40901 Thrift Sav	51,720	51,720	22,635.01	3,628.77	.00	29,084.99	43.8%
01406001 40917 CobraReim	0	0	-5,588.18	.00	.00	5,588.18	100.0%
01406001 40932 PenReimWat	-112,773	-112,773	.00	.00	.00	-112,773.00	.0%
01406001 40933 PenReimSew	-119,847	-119,847	.00	.00	.00	-119,847.00	.0%
01406001 40934 StaPenReim	-620,000	-620,000	.00	.00	.00	-620,000.00	.0%
01406002 40194 UnemplComp	10,000	10,000	.00	.00	.00	10,000.00	.0%
01406002 40210 Offc Suppl	9,000	9,000	1,650.10	52.33	4,356.29	2,993.61	66.7%
01406002 40213 ComCopSupp	22,000	22,000	5,291.93	1,483.22	15,287.66	1,420.41	93.5%
01406002 40215 Postage	15,000	15,000	6,225.84	.00	.00	8,774.16	41.5%
01406002 40218 MiscExp	500	500	.00	.00	.00	500.00	.0%
01406002 40310 ProfSrv	25,000	41,000	34,809.20	7,280.00	5,598.00	592.80	98.6%
01406002 40311 AccAudSrv	75,000	75,000	30,000.00	30,000.00	45,000.00	.00	100.0%
01406002 40317 AnswerSrv	4,100	4,100	1,210.25	253.75	2,589.75	300.00	92.7%
01406002 40321 TeleChrg	63,800	63,800	29,875.24	5,037.58	33,924.75	.01	100.0%
01406002 40326 EquipLease	35,000	35,000	12,967.20	3,010.66	16,134.54	5,898.26	83.1%
01406002 40331 Travel	500	500	.00	.00	.00	500.00	.0%
01406002 40334 FrExpChg	1,000	1,000	83.39	.00	.00	916.61	8.3%
01406002 40341 AdvPr	23,000	23,000	6,647.28	1,871.69	16,438.94	-86.22	100.4%
01406002 40342 Printing	4,000	4,000	2,992.26	239.69	1,082.74	-75.00	101.9%
01406002 40350 RateResDed	10,000	10,000	.00	.00	.00	10,000.00	.0%
01406002 40372 InsRepairs	50,000	50,000	139,969.05	127,421.31	.00	-89,969.05	279.9%
01406002 40373 InsReimbur	-50,000	-50,000	-119,551.04	-15,511.02	.00	69,551.04	239.1%
01406002 40374 WCInsAud	20,000	20,000	8,070.00	.00	.00	11,930.00	40.4%
01406002 40378 INSOPEX	614,653	614,653	182,284.65	40,004.66	.00	432,368.35	29.7%
01406002 40420 DueSubMem	1,000	1,000	955.75	.00	.00	44.25	95.6%
01406002 40440 LaunUnClSr	0	0	2,555.34	757.00	6,944.66	-9,500.00	100.0%
01406002 40450 ContrSrv	12,000	12,000	3,702.25	619.84	1,584.26	6,713.49	44.1%
01406002 40571 EmpEvent	1,500	1,500	.00	.00	.00	1,500.00	.0%
01406002 40573 GenGovtExp	2,500	2,500	1,757.77	11.69	.00	742.23	70.3%
01406002 40760 MinMachEqu	1,000	1,000	.00	.00	.00	1,000.00	.0%
01406002 40905 SupWatReim	-4,813	-4,813	-968.75	.00	.00	-3,844.25	20.1%
01406002 40906 SupSewReim	-4,813	-4,813	-968.75	.00	.00	-3,844.25	20.1%
01406002 40912 CommWaReim	-8,263	-8,263	-2,121.88	.00	.00	-6,141.12	25.7%
01406002 40913 CommSeReim	-8,263	-8,263	-2,121.88	.00	.00	-6,141.12	25.7%

FOR 2022 05

ACCOUNTS FOR: 01	General Fund	ORIGINAL APPROP	REVISED BUDGET	YTD EXPENDED	MTD EXPENDED	ENC/REQ	AVAILABLE BUDGET	PCT USED
01406002	40915 MedPhysica	500	500	.00	.00	.00	500.00	.0%
01406002	45005 LHCabusInv	4,000	4,000	.00	.00	.00	4,000.00	.0%
01406002	49000 IntFundTra	0	0	739,079.26	580,813.00	.00	-739,079.26	100.0%
TOTAL Administrative		3,726,621	3,742,621	1,401,801.55	851,221.41	151,941.59	2,188,877.86	41.5%

FOR 2022 05

ACCOUNTS FOR: 01	General Fund	ORIGINAL APPROP	REVISED BUDGET	YTD EXPENDED	MTD EXPENDED	ENC/REQ	AVAILABLE BUDGET	PCT USED
407 Information Technology								
01407001	40112	SalWagFT	76,323	76,323	27,887.25	5,871.00	.00	48,435.75 36.5%
01407001	40180	OT Pay	1,000	1,000	.00	.00	1,000.00	.0%
01407001	40184	AttendInc	1,250	1,250	.00	.00	1,250.00	.0%
01407002	40325	InternFees	13,000	13,000	5,850.00	975.00	6,475.00	675.00 94.8%
01407002	40370	MainSerRep	5,000	5,000	.00	.00	5,000.00	.0%
01407002	40382	ITWatReimb	-35,966	-35,966	-11,031.25	.00	-24,934.75	30.7%
01407002	40383	ITSewReimb	-35,966	-35,966	-11,031.25	.00	-24,934.75	30.7%
01407002	40452	ContITNeSr	653,920	653,920	219,288.60	33,230.73	261,172.42	173,458.98 73.5%
01407002	40460	ContEduc	3,000	3,000	.00	.00	3,000.00	.0%
01407002	40760	MinMachEqu	25,000	25,000	.00	.00	25,000.00	.0%
TOTAL Information Technology			706,561	706,561	230,963.35	40,076.73	267,647.42	207,950.23 70.6%

FOR 2022 05

ACCOUNTS FOR: 01	General Fund	ORIGINAL APPROP	REVISED BUDGET	YTD EXPENDED	MTD EXPENDED	ENC/REQ	AVAILABLE BUDGET	PCT USED	
409 Engineering									
01409102	40573	GenGovtExp	100,000	100,000	22,375.56	2,138.18	.00	77,624.44	22.4%
01409102	40940	SubdivBill	700,000	700,000	253,597.20	66,800.51	.00	446,402.80	36.2%
01409102	40941	SubdivReim	-700,000	-700,000	-237,119.44	-147,718.35	.00	-462,880.56	33.9%
01409102	40944	TraffConSt	7,000	7,000	.00	.00	.00	7,000.00	.0%
01409102	40945	StWaterMan	5,000	5,000	.00	.00	.00	5,000.00	.0%
TOTAL Engineering			112,000	112,000	38,853.32	-78,779.66	.00	73,146.68	34.7%

FOR 2022 05

ACCOUNTS FOR: 01	General Fund	ORIGINAL APPROP	REVISED BUDGET	YTD EXPENDED	MTD EXPENDED	ENC/REQ	AVAILABLE BUDGET	PCT USED
410 Police								
01410001	40112 Wages	334,043	334,043	90,448.95	24,923.11	.00	243,594.05	27.1%
01410001	40172 HolidayPay	0	0	3,065.51	.00	.00	-3,065.51	100.0%
01410001	40177 Sick Pay	0	0	15,020.77	.00	.00	-15,020.77	100.0%
01410001	40179 Long Pay	5,400	5,400	400.00	.00	.00	5,000.00	7.4%
01410001	40180 OT Pay	4,500	4,500	.00	.00	.00	4,500.00	.0%
01410001	40184 AttendInc	5,000	5,000	2,178.57	.00	.00	2,821.43	43.6%
01410001	40188 PTO	0	0	21,803.85	856.62	.00	-21,803.85	100.0%
01410002	40228 K9Supp	15,000	15,000	1,211.43	154.02	3,516.12	10,272.45	31.5%
01410002	40229 MealFood	3,000	3,000	1,165.16	316.82	.00	1,834.84	38.8%
01410002	40238 UnifCloth	45,000	45,000	19,161.80	6,258.89	21,306.40	4,531.80	89.9%
01410002	40241 GenGovSup	15,000	15,000	4,239.47	1,955.57	1,479.00	9,281.53	38.1%
01410002	40260 SmToMiPurc	25,000	25,000	10,395.84	1,219.95	-9,030.00	23,634.16	5.5%
01410002	40310 ProfSrv	6,000	6,000	150.00	.00	.00	5,850.00	2.5%
01410002	40316 TestFees	5,000	5,000	.00	.00	.00	5,000.00	.0%
01410002	40327 RadEqMaint	3,000	3,000	885.00	.00	.00	2,115.00	29.5%
01410002	40331 Travel	5,000	5,000	2,094.43	217.70	.00	2,905.57	41.9%
01410002	40338 ExpPost	1,000	1,000	.00	.00	.00	1,000.00	.0%
01410002	40339 CriInvExp	5,000	5,000	394.19	380.12	.00	4,605.81	7.9%
01410002	40340 MERTExp	15,000	15,000	.00	.00	4,796.00	10,204.00	32.0%
01410002	40345 DUIChecExp	216,184	216,184	28,527.49	14,733.03	.00	187,656.51	13.2%
01410002	40346 Sweep Exp	1,000	1,000	.00	.00	.00	1,000.00	.0%
01410002	40420 DueSubMem	7,000	7,000	8,428.05	1,182.93	.00	-1,428.05	120.4%
01410002	40450 ContrSrv	16,000	16,000	4,859.00	765.00	6,131.00	5,010.00	68.7%
01410002	40462 Train Exp	50,000	50,000	23,616.62	3,720.00	705.00	25,678.38	48.6%
01410002	40760 MinMachEqu	20,000	20,000	4,898.00	.00	3,358.00	11,744.00	41.3%
01410002	40781 PubRelExp	20,000	20,000	1,948.70	175.72	-323.36	18,374.66	8.1%
01410002	40784 HerHelpers	2,000	2,000	-4,500.00	.00	.00	6,500.00	-225.0%
01410002	40789 LifeSaver	3,000	3,000	.00	.00	.00	3,000.00	.0%
01410002	40790 NNOutExp	2,000	2,000	.00	.00	.00	2,000.00	.0%
01410002	40796 RecruitExp	12,000	12,000	490.00	.00	.00	11,510.00	4.1%
01410002	40797 WeapAmm	107,400	107,400	64,356.45	.00	2,131.50	40,912.05	61.9%
01410002	40915 MedPhysica	5,000	5,000	819.88	.00	4,000.00	180.12	96.4%
01410201	40112 Wages	3,339,806	3,339,806	1,068,344.05	210,617.08	.00	2,271,461.95	32.0%
01410201	40113 SpAlloc	-164,800	-164,800	-52,888.63	-52,888.63	.00	-111,911.37	32.1%
01410201	40171 Vacatn Pay	0	0	52,373.34	7,981.35	.00	-52,373.34	100.0%
01410201	40172 HolidayPay	100,000	100,000	62,216.82	400.00	.00	37,783.18	62.2%
01410201	40174 TrainPay	0	0	111,054.30	26,819.39	.00	-111,054.30	100.0%
01410201	40176 PersonlPay	0	0	11,346.41	2,905.60	.00	-11,346.41	100.0%
01410201	40177 Sick Pay	0	0	4,182.54	1,361.80	.00	-4,182.54	100.0%
01410201	40179 Long Pay	38,300	38,300	11,300.00	200.00	.00	27,000.00	29.5%

FOR 2022 05

ACCOUNTS FOR: 01 General Fund	ORIGINAL APPROP	REVISED BUDGET	YTD EXPENDED	MTD EXPENDED	ENC/REQ	AVAILABLE BUDGET	PCT USED
01410201 40180 OT Pay	300,000	300,000	60,637.25	17,244.80	.00	239,362.75	20.2%
01410201 40181 Court OT	15,000	15,000	4,997.53	708.30	.00	10,002.47	33.3%
01410201 40184 AttendInc	42,750	42,750	42,327.10	.00	.00	422.90	99.0%
01410201 40187 CompTimPay	0	0	35,281.48	5,785.58	.00	-35,281.48	100.0%
01410201 40221 BEREAV	0	0	188.88	.00	.00	-188.88	100.0%
01410201 40222 DPExJobPay	25,000	25,000	.00	.00	.00	25,000.00	.0%
01410201 40461 ContEdReim	15,000	15,000	7,545.20	.00	.00	7,454.80	50.3%
01410502 40915 MedPhysica	5,000	5,000	.00	.00	.00	5,000.00	.0%
01410701 40192 FICAEmploy	294,763	294,763	111,936.41	21,121.12	.00	182,826.59	38.0%
01410701 40196 HealthIns	740,075	740,075	270,220.75	57,799.42	.00	469,854.25	36.5%
01410701 40198 Dental	27,540	27,540	7,896.99	1,906.17	.00	19,643.01	28.7%
01410701 40199 Life Ins	22,351	22,351	10,754.40	1,809.73	.00	11,596.60	48.1%
01410701 40901 Thrift Sav	80,000	80,000	40,940.00	4,520.00	.00	39,060.00	51.2%
01410701 40921 PostRetHea	24,000	24,000	4,041.42	.00	.00	19,958.58	16.8%
TOTAL Police	5,858,312	5,858,312	2,170,755.40	365,151.19	38,069.66	3,649,486.94	37.7%

FOR 2022 05

ACCOUNTS FOR: 01 General Fund	ORIGINAL APPROP	REVISED BUDGET	YTD EXPENDED	MTD EXPENDED	ENC/REQ	AVAILABLE BUDGET	PCT USED
411 Fire							
<u>01411001 40112 SalWagFT</u>	151,006	151,006	54,899.98	10,590.58	.00	96,106.02	36.4%
<u>01411001 40172 HolidayPay</u>	0	0	1,161.60	.00	.00	-1,161.60	100.0%
<u>01411001 40177 Sick Pay</u>	0	0	1,623.58	811.79	.00	-1,623.58	100.0%
<u>01411001 40180 OT Pay</u>	1,000	1,000	857.03	139.93	.00	142.97	85.7%
<u>01411001 40184 AttendInc</u>	1,875	1,875	625.00	.00	.00	1,250.00	33.3%
<u>01411001 40188 PTO</u>	0	0	1,169.63	405.90	.00	-1,169.63	100.0%
TOTAL Fire	153,881	153,881	60,336.82	11,948.20	.00	93,544.18	39.2%

FOR 2022 05

ACCOUNTS FOR: 01	General Fund	ORIGINAL APPROP	REVISED BUDGET	YTD EXPENDED	MTD EXPENDED	ENC/REQ	AVAILABLE BUDGET	PCT USED
412 Ambulance/Rescue								
01412002	40792	30,000	30,000	30,000.00	30,000.00	.00	.00	100.0%
TOTAL Ambulance/Rescue		30,000	30,000	30,000.00	30,000.00	.00	.00	100.0%

FOR 2022 05

ACCOUNTS FOR: 01	General Fund	ORIGINAL APPROP	REVISED BUDGET	YTD EXPENDED	MTD EXPENDED	ENC/REQ	AVAILABLE BUDGET	PCT USED
415 Emergency Management								
01415001	40110	SalWagApp	2,000	2,000	500.00	.00	.00	1,500.00 25.0%
01415001	40117	SalWagSeas	1,000	1,000	.00	.00	.00	1,000.00 .0%
01415002	40238	UnifCloth	1,000	1,000	.00	.00	.00	1,000.00 .0%
01415002	40240	GenGovMat	3,500	3,500	500.00	.00	268.60	2,731.40 22.0%
01415002	40260	SmToMiPurc	2,000	2,000	781.22	.00	.00	1,218.78 39.1%
01415002	40328	RadEqInsta	5,500	5,500	2,395.14	.00	-1,175.00	4,279.86 22.2%
01415002	40331	Travel	600	600	.00	.00	.00	600.00 .0%
01415002	40420	DueSubMem	700	700	96.00	.00	.00	604.00 13.7%
01415002	40450	ContrSrv	250	250	.00	.00	.00	250.00 .0%
01415002	40460	ContEduc	10,000	10,000	.00	.00	.00	10,000.00 .0%
01415002	40570	CommEvent	2,500	2,500	415.00	.00	.00	2,085.00 16.6%
01415002	40750	Computers	3,000	3,000	.00	.00	.00	3,000.00 .0%
TOTAL Emergency Management			32,050	32,050	4,687.36	.00	-906.40	28,269.04 11.8%

FOR 2022 05

ACCOUNTS FOR:	ORIGINAL	REVISED	YTD EXPENDED	MTD EXPENDED	ENC/REQ	AVAILABLE	PCT
01 General Fund	APPROP	BUDGET				BUDGET	USED
430 Public Works - General Service							
01430001 40112 Wages	122,600	122,600	45,482.39	9,377.41	.00	77,117.61	37.1%
01430001 40117 SalWagSeas	0	0	6,118.00	6,118.00	.00	-6,118.00	100.0%
01430001 40172 HolidayPay	0	0	1,104.70	.00	.00	-1,104.70	100.0%
01430001 40177 Sick Pay	0	0	646.53	.00	.00	-646.53	100.0%
01430001 40180 OT Pay	3,000	3,000	.00	.00	.00	3,000.00	.0%
01430001 40184 AttendInc	2,250	2,250	1,647.54	.00	.00	602.46	73.2%
01430001 40188 PTO	0	0	785.51	53.31	.00	-785.51	100.0%
01430001 40914 LicenReim	1,000	1,000	.00	.00	.00	1,000.00	.0%
01430002 40229 MealFood	500	500	102.41	102.41	.00	397.59	20.5%
01430002 40230 Fuels	185,000	185,000	97,745.78	29,438.97	86,975.48	278.74	99.8%
01430002 40238 UnifCloth	8,000	8,000	1,794.92	40.00	.00	6,205.08	22.4%
01430002 40240 GenGovMat	300,000	300,000	98,735.14	9,143.95	57,447.53	143,817.33	52.1%
01430002 40241 GenGovSup	0	0	92.25	92.25	.00	-92.25	100.0%
01430002 40251 Parts	125,000	125,000	61,876.48	11,043.03	-3,786.37	66,909.89	46.5%
01430002 40260 SmToMiPurc	13,500	13,500	2,195.60	-249.90	.00	11,304.40	16.3%
01430002 40313 EngSrv	10,000	10,000	2,814.49	2,814.49	.00	7,185.51	28.1%
01430002 40329 PaOneCall	12,000	12,000	996.30	.00	9,350.89	1,652.81	86.2%
01430002 40331 Travel	500	500	.00	.00	.00	500.00	.0%
01430002 40341 Advprin	500	500	.00	.00	.00	500.00	.0%
01430002 40361 Utilities	75,000	75,000	34,838.47	4,575.56	44,251.76	-4,090.23	105.5%
01430002 40370 MainSerRep	5,000	5,000	8,751.27	.00	-6,058.80	2,307.53	53.8%
01430002 40377 TWPBUB	2,000	2,000	470.69	.00	.00	1,529.31	23.5%
01430002 40384 RentMachEq	20,000	20,000	1,687.27	.00	.00	18,312.73	8.4%
01430002 40420 DueSubMem	700	700	12.95	.00	.00	687.05	1.9%
01430002 40440 LaunUnClSr	17,000	17,000	1,858.28	376.84	4,741.72	10,400.00	38.8%
01430002 40450 ContrSrv	237,500	212,200	58,727.46	10,935.84	65,789.46	87,683.08	58.7%
01430002 40460 ContEduc	5,000	5,000	614.99	.00	.00	4,385.01	12.3%
01430002 40573 GenGovtExp	2,500	2,500	987.33	233.39	.00	1,512.67	39.5%
01430002 40760 MajMachEqu	0	25,300	.00	.00	25,243.50	56.50	99.8%
01430002 40793 Tires	30,000	30,000	4,365.60	565.31	20,634.40	5,000.00	83.3%
01430002 40798 TrafMaint	35,000	35,000	5,397.90	2,322.60	19,602.10	10,000.00	71.4%
01430002 40914 LicenReim	0	0	144.00	.00	.00	-144.00	100.0%
01430002 40915 MedPhysica	5,000	5,000	928.00	86.00	.00	4,072.00	18.6%
01430002 40945 StWaterMan	65,500	65,500	18,818.84	102.75	20,000.00	26,681.16	59.3%
01430002 40960 EleWatReim	-9,000	-9,000	-2,343.75	.00	.00	-6,656.25	26.0%
01430002 40961 EleSewReim	-9,000	-9,000	-2,343.75	.00	.00	-6,656.25	26.0%
01430101 40112 Wages	1,358,355	1,358,355	447,832.93	91,569.08	.00	910,522.07	33.0%
01430101 40113 SpAlloc	-85,975	-85,975	.00	.00	.00	-85,975.00	.0%
01430101 40117 SalWagSeas	63,000	63,000	.00	.00	.00	63,000.00	.0%
01430101 40172 HolidayPay	0	0	9,374.83	.00	.00	-9,374.83	100.0%

FOR 2022 05

ACCOUNTS FOR: 01 General Fund	ORIGINAL APPROP	REVISED BUDGET	YTD EXPENDED	MTD EXPENDED	ENC/REQ	AVAILABLE BUDGET	PCT USED
01430101 40173 StandBy	14,000	14,000	5,635.00	1,102.50	.00	8,365.00	40.3%
01430101 40177 Sick Pay	0	0	6,091.45	482.32	.00	-6,091.45	100.0%
01430101 40180 OT Pay	115,000	115,000	42,592.68	4,958.03	.00	72,407.32	37.0%
01430101 40184 AttendInc	27,600	27,600	9,831.20	.00	.00	17,768.80	35.6%
01430101 40188 PTO	0	0	23,770.42	10,187.99	.00	-23,770.42	100.0%
01430101 40192 FICAEmploy	120,714	120,714	44,403.63	8,839.61	.00	76,310.37	36.8%
01430101 40196 HealthIns	422,769	422,769	156,315.70	32,711.50	.00	266,453.30	37.0%
01430101 40198 Dental	15,059	15,059	4,660.07	949.66	.00	10,398.93	30.9%
01430101 40199 Life Ins	8,886	8,886	4,197.57	640.15	.00	4,688.43	47.2%
01430101 40221 BEREAV	0	0	3,114.44	577.13	.00	-3,114.44	100.0%
01430101 40470 DruAlcTest	3,500	3,500	.00	.00	.00	3,500.00	.0%
01430101 40901 Thrift Sav	27,500	27,500	12,297.32	1,820.00	.00	15,202.68	44.7%
TOTAL Public Works - General Serv	3,356,458	3,356,458	1,225,170.83	241,010.18	344,191.67	1,787,095.50	46.8%

FOR 2022 05

ACCOUNTS FOR: 01 General Fund	ORIGINAL APPROP	REVISED BUDGET	YTD EXPENDED	MTD EXPENDED	ENC/REQ	AVAILABLE BUDGET	PCT USED
451 Recreation Administration							
01451001 40112 SalWagFT	80,765	80,765	30,131.51	6,212.68	.00	50,633.49	37.3%
01451001 40115 SalWagPT	13,500	13,500	320.00	320.00	.00	13,180.00	2.4%
01451001 40117 SalWagSeas	103,720	103,720	2,967.16	117.00	.00	100,752.84	2.9%
01451001 40172 HolidayPay	0	0	621.26	.00	.00	-621.26	100.0%
01451001 40180 OT Pay	15,000	15,000	1,997.69	.00	.00	13,002.31	13.3%
01451001 40184 AttendInc	1,250	1,250	.00	.00	.00	1,250.00	.0%
01451001 40188 PTO	0	0	310.63	.00	.00	-310.63	100.0%
01451002 40238 UnifCloth	5,625	5,625	110.50	.00	.00	5,514.50	2.0%
01451002 40240 GenGovMat	6,500	6,500	3.58	.00	.00	6,496.42	.1%
01451002 40247 CultRecSup	12,500	12,500	.00	.00	.00	12,500.00	.0%
01451002 40260 SmToMiPurc	2,500	2,500	1,913.68	.00	-1,913.68	2,500.00	.0%
01451002 40335 WehrDamDEP	5,500	5,500	.00	.00	.00	5,500.00	.0%
01451002 40384 VMEqRent	6,000	6,000	200.00	.00	2,430.00	3,370.00	43.8%
01451002 40450 ContrSrv	104,750	104,750	3,523.58	2,061.33	8,000.42	93,226.00	11.0%
01451002 40460 ContEduc	2,000	2,000	535.00	535.00	.00	1,465.00	26.8%
01451002 40570 CommEvent	34,000	34,000	9,696.70	3,951.25	6,490.00	17,813.30	47.6%
01451002 40573 GenGovtExp	2,000	2,000	.00	.00	.00	2,000.00	.0%
01451002 40795 FacUseFee	5,000	5,000	.00	.00	.00	5,000.00	.0%
01451002 40796 RecruitExp	750	750	227.55	130.00	.00	522.45	30.3%
TOTAL Recreation Administration	401,360	401,360	52,558.84	13,327.26	15,006.74	333,794.42	16.8%

FOR 2022 05

ACCOUNTS FOR: 01 General Fund	ORIGINAL APPROP	REVISED BUDGET	YTD EXPENDED	MTD EXPENDED	ENC/REQ	AVAILABLE BUDGET	PCT USED
460 Community Development							
01414001 40110 SalWagApp	4,000	4,000	1,000.00	.00	.00	3,000.00	25.0%
01460001 40112 Wages	562,742	562,742	170,567.23	36,473.65	.00	392,174.77	30.3%
01460001 40115 SalWagPT	39,520	39,520	622.50	622.50	.00	38,897.50	1.6%
01460001 40117 SalWagSeas	0	0	2,193.75	491.25	.00	-2,193.75	100.0%
01460001 40172 HolidayPay	0	0	4,664.91	.00	.00	-4,664.91	100.0%
01460001 40177 Sick Pay	0	0	9,837.92	.00	.00	-9,837.92	100.0%
01460001 40180 OT Pay	12,000	12,000	2,545.58	293.42	.00	9,454.42	21.2%
01460001 40184 AttendInc	10,150	10,150	6,493.98	.00	.00	3,656.02	64.0%
01460001 40188 PTO	0	0	6,547.39	1,830.07	.00	-6,547.39	100.0%
01460001 40221 BEREAV	0	0	142.14	.00	.00	-142.14	100.0%
01460002 40238 UnifCloth	500	500	.00	.00	.00	500.00	.0%
01460002 40239 SafetySup	200	200	.00	.00	.00	200.00	.0%
01460002 40260 SmToMiPurc	400	400	.00	.00	.00	400.00	.0%
01460002 40312 ConsultSrv	100,000	100,000	.00	.00	2,000.00	98,000.00	2.0%
01460002 40331 Travel	1,500	1,500	.00	.00	.00	1,500.00	.0%
01460002 40400 CourtCosts	1,200	1,200	.00	.00	.00	1,200.00	.0%
01460002 40420 DueSubMem	2,500	2,500	639.30	.00	52.00	1,808.70	27.7%
01460002 40450 ContrSrv	10,000	10,000	4,740.60	1,040.00	2,676.15	2,583.25	74.2%
01460002 40460 ContEduc	2,500	2,500	27.50	.00	.00	2,472.50	1.1%
01460002 40573 GenGovtExp	200	200	184.66	.00	.00	15.34	92.3%
01460002 40760 MinMachEqu	500	500	.00	.00	.00	500.00	.0%
01460002 40952 Codificat	1,195	1,195	1,095.42	.00	.00	99.58	91.7%
01460002 40968 InspPResid	10,000	10,000	.00	.00	.00	10,000.00	.0%
TOTAL Community Development	759,107	759,107	211,302.88	40,750.89	4,728.15	543,075.97	28.5%
TOTAL General Fund	16,554,503	16,554,503	5,767,217.29	1,562,863.78	828,178.83	9,959,106.88	39.8%
TOTAL EXPENSES	16,554,503	16,554,503	5,767,217.29	1,562,863.78	828,178.83	9,959,106.88	

Fire Fund

FUND: 03 Fire Fund			NET CHANGE FOR PERIOD	ACCOUNT BALANCE
ASSETS				
03	10000	Checking	358,636.11	556,224.56
03	10120	Money Market (Neffs)	13.19	100,312.06
03	10700	Fire Apparatus Fund 7859	.00	195,001.58
03	12450	Revenue Accrual	504,882.57	575,892.57
03	14201	Delinquent Taxes Receivable	.00	24,484.28
03	14530	Accounts Receivable - Other	92.03	1,499.06
03	15500	Prepaid	-6,046.05	44,379.51
TOTAL ASSETS			857,577.85	1,497,793.62
LIABILITIES				
03	20025	Accounts Payable Accrual	-20,705.35	286,649.13
03	28000	Def Inflow - Unavail Tax Rev	.00	-24,002.26
03	29000	Interfund Transfer	.00	-249,999.97
TOTAL LIABILITIES			-20,705.35	12,646.90
FUND BALANCE				
03	18500	Revenue Control	-879,295.75	-1,075,847.60
03	27999	Fund Balance	.00	-765,300.86
03	29100	Encumbrance Control	.00	105.00
03	29400	Expenditure Control	42,423.25	330,707.94
03	29700	Fund Bal Res for Encumbrance	.00	-105.00
TOTAL FUND BALANCE			-836,872.50	-1,510,440.52
TOTAL LIABILITIES + FUND BALANCE			-857,577.85	-1,497,793.62

FOR 2022 05

ACCOUNTS FOR: 03 Fire Fund	ORIGINAL ESTIM REV	REVISED EST REV	ACTUAL YTD REVENUE	ACTUAL MTD REVENUE	REMAINING REVENUE	PCT COLL
411 Fire						
<u>03000009 30161 Fr Tx Ex</u>	-5,000	-5,000	-2,323.09	-1,216.20	-2,676.91	46.5%
<u>03000009 34101 IntErnd</u>	0	0	-283.80	-13.19	283.80	100.0%
<u>03000009 36221 FirTaxRev</u>	-1,137,263	-1,137,263	-1,067,098.27	-892,598.40	-70,164.73	93.8%
<u>03000009 36222 DELFIRETAX</u>	-15,000	-15,000	-18,420.05	-3,343.58	3,420.05	122.8%
<u>03000009 37221 DisFireTxO</u>	22,745	22,745	21,387.61	17,875.62	1,357.39	94.0%
<u>03000009 39110 SaleFARev</u>	0	0	-9,110.00	.00	9,110.00	100.0%
TOTAL Fire	-1,134,518	-1,134,518	-1,075,847.60	-879,295.75	-58,670.40	94.8%
TOTAL Fire Fund	-1,134,518	-1,134,518	-1,075,847.60	-879,295.75	-58,670.40	94.8%
TOTAL REVENUES	-1,134,518	-1,134,518	-1,075,847.60	-879,295.75	-58,670.40	

FOR 2022 05

ACCOUNTS FOR:	ORIGINAL	REVISED	YTD EXPENDED	MTD EXPENDED	ENC/REQ	AVAILABLE	PCT
03 Fire Fund	APPROP	BUDGET				BUDGET	USED
411 Fire							
03411001 40195 WorkComIns	55,000	55,000	21,884.16	4,376.83	.00	33,115.84	39.8%
03411002 40230 Fuels	45,000	45,000	13,461.01	489.80	.00	31,538.99	29.9%
03411002 40238 UnifCloth	750	750	.00	.00	.00	750.00	.0%
03411002 40241 GenGovSup	15,000	15,000	2,496.44	1,895.45	.00	12,503.56	16.6%
03411002 40242 PubSafSup	0	0	-301.01	-92.03	.00	301.01	100.0%
03411002 40245 VEHMaint	120,000	120,000	77,223.99	19,202.76	.00	42,776.01	64.4%
03411002 40260 SmToMiPurc	1,250	1,250	1,163.11	19.40	.00	86.89	93.0%
03411002 40311 AccAudSrv	17,000	17,000	6,962.08	1,195.00	.00	10,037.92	41.0%
03411002 40316 TestFees	17,000	17,000	2,493.20	.00	.00	14,506.80	14.7%
03411002 40321 TeleChrg	23,000	23,000	10,274.56	1,956.06	.00	12,725.44	44.7%
03411002 40326 EquVehLea	5,000	5,000	1,473.34	.00	.00	3,526.66	29.5%
03411002 40334 FrExpChg	500	500	202.26	.00	.00	297.74	40.5%
03411002 40370 MainSerRep	8,000	8,000	9,015.64	.00	.00	-1,015.64	112.7%
03411002 40373 InsReimbur	0	0	17,361.66	.00	.00	-17,361.66	100.0%
03411002 40378 INSOPEx	25,000	25,000	4,727.66	2,299.08	.00	20,272.34	18.9%
03411002 40384 VMEqRent	0	0	379.68	.00	.00	-379.68	100.0%
03411002 40420 DueSubMem	0	0	320.00	.00	.00	-320.00	100.0%
03411002 40450 ContrSrv	25,000	25,000	9,249.51	1,129.35	.00	15,750.49	37.0%
03411002 40452 ContITNeSr	35,000	35,000	11,142.97	2,983.49	.00	23,857.03	31.8%
03411002 40460 ContEduc	32,500	32,500	13,258.79	1,175.80	.00	19,241.21	40.8%
03411002 40785 FirePolice	10,000	10,000	2,443.86	315.00	.00	7,556.14	24.4%
03411002 40791 FirePreExp	4,000	4,000	96.35	.00	.00	3,903.65	2.4%
03411002 40792 Contribut	25,000	25,000	.00	.00	.00	25,000.00	.0%
03411002 40799 FC Ret PRG	200,000	200,000	46,524.00	.00	.00	153,476.00	23.3%
03411002 40800 Contingenc	10,000	10,000	.00	.00	.00	10,000.00	.0%
03411002 40915 MedPhysica	5,000	5,000	.00	.00	.00	5,000.00	.0%
03411003 40800 Contingenc	291,681	291,681	35,238.43	.00	.00	256,442.57	12.1%
03411102 40238 UnifCloth	6,000	6,000	3,433.20	1,011.09	.00	2,566.80	57.2%
03411102 40240 GenGovMat	1,000	1,000	570.95	.00	.00	429.05	57.1%
03411102 40241 GenGovSup	2,500	2,500	2,500.00	1,144.33	.00	.00	100.0%
03411102 40260 SmToMiPurc	1,750	1,750	1,750.00	342.01	.00	.00	100.0%
03411102 40361 Electric	6,500	6,500	2,626.49	474.17	.00	3,873.51	40.4%
03411102 40370 MainSerRep	1,500	1,500	1,500.00	.00	.00	.00	100.0%
03411102 40401 Gas	4,500	4,500	1,510.59	289.00	.00	2,989.41	33.6%
03411102 40420 DueSubMem	4,500	4,500	1,444.53	724.35	.00	3,055.47	32.1%
03411202 40238 UnifCloth	6,000	6,000	686.81	.00	.00	5,313.19	11.4%
03411202 40240 GenGovMat	1,000	1,000	473.00	.00	.00	527.00	47.3%
03411202 40241 GenGovSup	2,500	2,500	2,500.00	.00	.00	.00	100.0%
03411202 40260 SmToMiPurc	1,750	1,750	1,729.98	946.94	.00	20.02	98.9%
03411202 40361 Electric	5,500	5,500	3,086.90	379.92	.00	2,413.10	56.1%

FOR 2022 05

ACCOUNTS FOR: 03 Fire Fund	ORIGINAL APPROP	REVISED BUDGET	YTD EXPENDED	MTD EXPENDED	ENC/REQ	AVAILABLE BUDGET	PCT USED
03411202 40370 MainSerRep	1,500	1,500	1,500.00	.00	.00	.00	100.0%
03411202 40402 Oil	4,000	4,000	5,087.13	.00	.00	-1,087.13	127.2%
03411202 40420 DueSubMem	2,500	2,500	397.58	128.07	.00	2,102.42	15.9%
03411302 40238 UnifCloth	6,000	6,000	906.16	.00	.00	5,093.84	15.1%
03411302 40240 GenGovMat	1,000	1,000	3,159.77	.00	.00	-2,159.77	316.0%
03411302 40241 GenGovSup	2,500	2,500	1,052.45	.00	.00	1,447.55	42.1%
03411302 40260 SmToMiPurc	1,750	1,750	1,750.00	.00	.00	.00	100.0%
03411302 40361 Electric	6,600	6,600	2,034.84	.00	.00	4,565.16	30.8%
03411302 40370 MainSerRep	1,500	1,500	514.13	.00	.00	985.87	34.3%
03411302 40402 Oil	2,250	2,250	2,838.95	.00	.00	-588.95	126.2%
03411302 40420 DueSubMem	2,500	2,500	562.79	37.38	.00	1,937.21	22.5%
TOTAL Fire	1,047,781	1,047,781	330,707.94	42,423.25	.00	717,073.06	31.6%
TOTAL Fire Fund	1,047,781	1,047,781	330,707.94	42,423.25	.00	717,073.06	31.6%
TOTAL EXPENSES	1,047,781	1,047,781	330,707.94	42,423.25	.00	717,073.06	

Open Space Fund

FUND: 04 Open Space			NET CHANGE FOR PERIOD	ACCOUNT BALANCE
ASSETS				
04	10123	E/W Open Space Checking	.00	66,708.01
04	10124	East Open Space Checking	.00	87,094.07
04	10125	West Open Space Checking	.00	271,697.39
TOTAL ASSETS			.00	425,499.47
FUND BALANCE				
04	18500	Revenue Control	.00	-18,523.75
04	27999	Fund Balance	.00	-418,920.72
04	29100	Encumbrance Control	12,235.00	12,235.00
04	29400	Expenditure Control	.00	11,945.00
04	29700	Fund Bal Res for Encumbrance	-12,235.00	-12,235.00
TOTAL FUND BALANCE			.00	-425,499.47
TOTAL LIABILITIES + FUND BALANCE			.00	-425,499.47

FOR 2022 05

ACCOUNTS FOR: 04 Open Space	ORIGINAL ESTIM REV	REVISED EST REV	ACTUAL YTD REVENUE	ACTUAL MTD REVENUE	REMAINING REVENUE	PCT COLL
000 Undefined						
04000009 37871 E/W Rev	0	0	-3,113.50	.00	3,113.50	100.0%
04000109 37871 East Rev	0	0	-14,483.50	.00	14,483.50	100.0%
04000209 37871 West Rev	0	0	-926.75	.00	926.75	100.0%
TOTAL Undefined	0	0	-18,523.75	.00	18,523.75	100.0%
TOTAL Open Space	0	0	-18,523.75	.00	18,523.75	100.0%
TOTAL REVENUES	0	0	-18,523.75	.00	18,523.75	

FOR 2022 05

ACCOUNTS FOR: 04 Open Space	ORIGINAL APPROP	REVISED BUDGET	YTD EXPENDED	MTD EXPENDED	ENC/REQ	AVAILABLE BUDGET	PCT USED
451 Recreation Administration							
04451003 40981 CBPlay	7,000	7,000	4,520.00	.00	.00	2,480.00	64.6%
04451003 40982 Chase Park	82,500	82,500	7,425.00	.00	12,235.00	62,840.00	23.8%
04451003 40983 Mill House	10,500	10,500	.00	.00	.00	10,500.00	.0%
TOTAL Recreation Administration	100,000	100,000	11,945.00	.00	12,235.00	75,820.00	24.2%
TOTAL Open Space	100,000	100,000	11,945.00	.00	12,235.00	75,820.00	24.2%
TOTAL EXPENSES	100,000	100,000	11,945.00	.00	12,235.00	75,820.00	

American Rescue Plan Act Fund

FUND: 05 American Rescue Plan Act				NET CHANGE FOR PERIOD	ACCOUNT BALANCE
ASSETS					
	05	10000	ARPA Checking	.00	1,044,646.54
		TOTAL ASSETS		.00	1,044,646.54
LIABILITIES					
	05	29800	Deferred Rev.	.00	-1,044,337.06
		TOTAL LIABILITIES		.00	-1,044,337.06
FUND BALANCE					
	05	27999	Fund Balance	.00	-309.48
		TOTAL FUND BALANCE		.00	-309.48
		TOTAL LIABILITIES + FUND BALANCE		.00	-1,044,646.54

FOR 2022 05

ACCOUNTS FOR:	ORIGINAL APPROP	REVISED BUDGET	YTD EXPENDED	MTD EXPENDED	ENC/REQ	AVAILABLE BUDGET	PCT USED
05 American Rescue Plan Act							
<hr/>							
411 Fire							
<u>05411002 40239 SafetySup</u>	129,750	129,750	.00	.00	.00	129,750.00	.0%
TOTAL Fire	129,750	129,750	.00	.00	.00	129,750.00	.0%

FOR 2022 05

ACCOUNTS FOR: 05	American Rescue Plan Act	ORIGINAL APPROP	REVISED BUDGET	YTD EXPENDED	MTD EXPENDED	ENC/REQ	AVAILABLE BUDGET	PCT USED
430 Public Works - General Service								
05430003	40730 Buildings	300,000	300,000	.00	.00	.00	300,000.00	.0%
TOTAL Public Works - General Serv		300,000	300,000	.00	.00	.00	300,000.00	.0%

FOR 2022 05

ACCOUNTS FOR: 05	American Rescue Plan Act	ORIGINAL APPROP	REVISED BUDGET	YTD EXPENDED	MTD EXPENDED	ENC/REQ	AVAILABLE BUDGET	PCT USED
431 Public Works - Authority								
05431003	40740							
	SystemImp	300,000	300,000	.00	.00	.00	300,000.00	.0%
	TOTAL Public Works - Authority	300,000	300,000	.00	.00	.00	300,000.00	.0%
	TOTAL American Rescue Plan Act	729,750	729,750	.00	.00	.00	729,750.00	.0%
	TOTAL EXPENSES	729,750	729,750	.00	.00	.00	729,750.00	

Water Fund

FUND: 06 Water			NET CHANGE FOR PERIOD	ACCOUNT BALANCE
ASSETS				
06	10000	Water Fund Checking	192,269.73	4,531,365.01
06	10120	Money Market (Neffs)	97.53	556,312.81
06	14530	Accounts Receivable	19,253.84	86,143.64
06	14533	Allowance for Bad Debts	41.70	-261,465.06
06	14541	Usage Fees - Metered	-14,438.66	441,005.29
06	14542	Penalties - Usage Fees	.00	2,229.24
06	15500	Prepaid	-4,533.08	31,731.59
06	16100	Land -Fixed Asset	.00	278,587.93
06	16200	Buildings - Fixed Asset	.00	675,096.23
06	16250	Accumulated Depreciation Build	.00	-182,844.66
06	16400	Machinery and Equipment - FA	.00	1,556,016.72
06	16450	Accumulated Depreciation Machi	.00	-750,198.45
06	16600	Infrastructure -FA	.00	19,096,398.27
06	16650	Accumulated Depreciation Infra	.00	-11,550,974.10
06	19000	Interfund Transfer	.00	-365,510.88
06	19001	Due From Primary Government	.00	394,054.88
TOTAL ASSETS			192,691.06	14,537,948.46
LIABILITIES				
06	20025	Accounts Payable Accrual	-125,965.00	-347,039.78
06	27976	Fund Balance Adjustment	.00	135,569.17
06	27977	Prior Period Adjustment	.00	-80,600.44
06	28000	UB Clearing	.00	-.50
06	29000	Interfund Transfer	.00	-250,000.00
06	29001	Due to Township	.00	-180,862.21
TOTAL LIABILITIES			-125,965.00	-722,933.76
FUND BALANCE				
06	18500	Revenue Control	-300,771.41	-1,590,960.66
06	27300	Fund Balance - Res 4 Enc	.00	713.00
06	27998	Fund Balance Adjustment	.00	-2,085,665.52
06	27999	Fund Balance	.00	-6,392,949.84
06	28100	Contributed Capital	.00	-6,304,839.88
06	28101	Accumulated Amortization	.00	962,686.00
06	29100	Encumbrance Control	-8,122.59	1,941,718.52
06	29400	Expenditure Control	234,045.35	1,596,002.20
06	29700	Fund Bal Reser for Encumbrance	8,122.59	-1,941,718.52
TOTAL FUND BALANCE			-66,726.06	-13,815,014.70
TOTAL LIABILITIES + FUND BALANCE			-192,691.06	-14,537,948.46

FOR 2022 05

ACCOUNTS FOR: 06 Water	ORIGINAL ESTIM REV	REVISED EST REV	ACTUAL YTD REVENUE	ACTUAL MTD REVENUE	REMAINING REVENUE	PCT COLL
000 Undefined						
06000009 34101 IntChecRev	0	0	-460.07	-97.53	460.07	100.0%
06000009 35000 IntGovtRev	-83,400	-83,400	-44,401.25	-20,531.25	-38,998.75	53.2%
06000009 36252 WonPRev	-1,000	-1,000	-1,375.00	-450.00	375.00	137.5%
06000009 36255 MiscellRev	-4,000	-4,000	-1,700.00	-450.00	-2,300.00	42.5%
06000009 36258 CertFee	-10,000	-10,000	-2,740.00	-1,160.00	-7,260.00	27.4%
06000009 36411 ConnTapRev	-250,000	-250,000	-118,955.00	-9,524.00	-131,045.00	47.6%
06000009 36412 UseCharRev	-6,500	-6,500	-4,100.00	-1,300.00	-2,400.00	63.1%
06000009 36413 PALFees	-3,000	-3,000	-4,145.78	-1,215.19	1,145.78	138.2%
06000009 36414 GrantAlloc	-10,000	-10,000	-250.00	.00	-9,750.00	2.5%
06000009 37390 PortFeeOfR	0	0	-728.96	-166.95	728.96	100.0%
06000009 37811 Metsalrev	-3,888,000	-3,888,000	-1,412,104.60	-265,876.49	-2,475,895.40	36.3%
TOTAL Undefined	-4,255,900	-4,255,900	-1,590,960.66	-300,771.41	-2,664,939.34	37.4%
TOTAL Water	-4,255,900	-4,255,900	-1,590,960.66	-300,771.41	-2,664,939.34	37.4%
TOTAL REVENUES	-4,255,900	-4,255,900	-1,590,960.66	-300,771.41	-2,664,939.34	

FOR 2022 05

ACCOUNTS FOR:
06 Water

ORIGINAL APPROP	REVISED BUDGET	YTD EXPENDED	MTD EXPENDED	ENC/REQ	AVAILABLE BUDGET	PCT USED
--------------------	-------------------	--------------	--------------	---------	---------------------	-------------

000 Undefined

06 49000 IntFundTra	0	0	16,985.39	.00	.00	-16,985.39 100.0%
TOTAL Undefined	0	0	16,985.39	.00	.00	-16,985.39 100.0%

FOR 2022 05

ACCOUNTS FOR: 06 Water	ORIGINAL APPROP	REVISED BUDGET	YTD EXPENDED	MTD EXPENDED	ENC/REQ	AVAILABLE BUDGET	PCT USED
431 Public Works - Authority							
06431001 40112 Wages	459,706	459,706	159,498.69	31,302.39	.00	300,207.31	34.7%
06431001 40172 HolidayPay	0	0	3,357.93	156.75	.00	-3,357.93	100.0%
06431001 40173 StandBy	7,000	7,000	1,960.00	551.25	.00	5,040.00	28.0%
06431001 40177 Sick Pay	0	0	2,296.78	126.86	.00	-2,296.78	100.0%
06431001 40180 OT Pay	40,000	40,000	14,239.75	2,985.80	.00	25,760.25	35.6%
06431001 40184 AttendInc	9,500	9,500	5,230.37	.00	.00	4,269.63	55.1%
06431001 40188 PTO	0	0	7,853.37	3,073.80	.00	-7,853.37	100.0%
06431001 40192 FICAEmploy	39,242	39,242	15,436.51	3,039.22	.00	23,805.49	39.3%
06431001 40195 WorkComIns	14,397	14,397	5,998.75	1,199.75	.00	8,398.25	41.7%
06431001 40196 HealthIns	155,958	155,958	46,866.35	9,799.92	.00	109,091.65	30.1%
06431001 40197 Pension	112,773	112,773	.00	.00	.00	112,773.00	.0%
06431001 40198 Dental	5,380	5,380	1,856.15	377.76	.00	3,523.85	34.5%
06431001 40199 Life Ins	2,936	2,936	1,251.94	216.78	.00	1,684.06	42.6%
06431001 40221 BEREAV	0	0	45.04	27.27	.00	-45.04	100.0%
06431001 40901 Thrift Sav	10,990	10,990	6,005.67	873.61	.00	4,984.33	54.6%
06431002 40215 Postage	15,000	15,000	5,764.28	858.07	.00	9,235.72	38.4%
06431002 40232 ValBoxLid	7,500	7,500	.00	.00	.00	7,500.00	.0%
06431002 40238 UnifCloth	1,500	1,500	1,114.61	.00	.00	385.39	74.3%
06431002 40240 GenGovMat	75,000	75,000	15,907.93	-101.62	-520.29	59,612.36	20.5%
06431002 40260 SmToMiPurc	6,000	6,000	3,351.02	596.15	.00	2,648.98	55.9%
06431002 40311 AccAudSrv	8,500	8,500	5,500.00	5,500.00	3,000.00	.00	100.0%
06431002 40313 EngSrv	60,000	60,000	20,770.90	1,347.81	.00	39,229.10	34.6%
06431002 40314 LglServ	15,000	15,000	.00	.00	.00	15,000.00	.0%
06431002 40316 TestFees	60,000	60,000	8,071.50	7,608.00	51,928.50	.00	100.0%
06431002 40321 TeleChrg	20,000	20,000	8,329.94	453.52	11,511.43	158.63	99.2%
06431002 40323 DEP Fees	32,000	32,000	22,703.00	2,000.00	.00	9,297.00	70.9%
06431002 40325 InternFees	900	900	419.70	69.95	450.25	30.05	96.7%
06431002 40334 FrExpChg	300	300	.00	.00	.00	300.00	.0%
06431002 40341 Advertise	3,000	3,000	.00	.00	3,000.00	.00	100.0%
06431002 40342 Printing	8,500	8,500	2,401.32	221.39	5,098.68	1,000.00	88.2%
06431002 40361 Utilities	120,000	120,000	38,760.89	9,279.49	79,564.07	1,675.04	98.6%
06431002 40366 WaterPurch	1,511,578	1,511,578	548,464.51	126,042.43	1,329,758.43	-366,644.94	124.3%
06431002 40370 MainSerRep	60,000	60,000	7,830.00	.00	-7,830.00	60,000.00	.0%
06431002 40378 INSOPEX	40,000	40,000	16,666.66	3,333.33	.00	23,333.34	41.7%
06431002 40384 VMEqRent	2,500	2,500	.00	.00	.00	2,500.00	.0%
06431002 40390 BanSrvChFE	500	500	.00	.00	.00	500.00	.0%
06431002 40420 DueSubMem	1,800	1,800	1,461.00	.00	.00	339.00	81.2%
06431002 40440 LaunUnClSr	5,000	5,000	491.59	125.98	1,508.41	3,000.00	40.0%
06431002 40450 ContrSrv	145,918	145,918	50,514.46	18,802.57	65,648.96	29,754.58	79.6%
06431002 40460 ContEduc	7,000	7,000	2,421.00	470.00	.00	4,579.00	34.6%

FOR 2022 05

ACCOUNTS FOR: 06 Water	ORIGINAL APPROP	REVISED BUDGET	YTD EXPENDED	MTD EXPENDED	ENC/REQ	AVAILABLE BUDGET	PCT USED
06431002 40573 GenGovtExp	15,000	15,000	1,634.00	.00	5,527.50	7,838.50	47.7%
06431002 40710 NoteIntExp	38,381	38,381	.00	.00	.00	38,381.00	.0%
06431002 40760 MajMachEqu	4,000	4,000	.00	.00	3,636.38	363.62	90.9%
06431002 40914 LicenReim	500	500	88.00	.00	.00	412.00	17.6%
06431002 40965 OpeEXReimb	53,500	53,500	16,465.63	.00	.00	37,034.37	30.8%
06431002 45533 BadDebExp	25,000	25,000	.00	.00	.00	25,000.00	.0%
06431003 40313 EngSrv	0	0	3,753.79	2,964.13	.00	-3,753.79	100.0%
06431003 40720 Vehicles	92,500	92,500	89,900.00	.00	.00	2,600.00	97.2%
06431003 40730 Buildings	405,000	405,000	83,641.49	.00	-41,114.90	362,473.41	10.5%
06431003 40740 SystemImp	815,000	815,000	291,335.44	.00	-224,438.86	748,103.42	8.2%
06431003 40745 WS Maint	74,100	74,100	15,547.18	742.99	1,121.14	57,431.68	22.5%
06431003 40760 MajMachEqu	48,000	48,000	43,809.67	.00	3,552.33	638.00	98.7%
TOTAL Public Works - Authority	4,636,359	4,636,359	1,579,016.81	234,045.35	1,291,402.03	1,765,940.16	61.9%
TOTAL Water	4,636,359	4,636,359	1,596,002.20	234,045.35	1,291,402.03	1,748,954.77	62.3%
TOTAL EXPENSES	4,636,359	4,636,359	1,596,002.20	234,045.35	1,291,402.03	1,748,954.77	

Sewer Fund

FUND: 08 Sewer			NET CHANGE FOR PERIOD	ACCOUNT BALANCE
ASSETS				
08	10000	Sewer Fund Checking	-231,476.13	4,950,442.98
08	10100	AP Checking	.00	5,000.00
08	11000	Petty Cash	.00	175.00
08	12450	Revenue Accrual	.00	-5,489.77
08	13500	Due from Other Governments	.00	5,727.77
08	14530	Accounts Receivable	14,643.07	204,806.12
08	14533	Allowance for Bad Debts	.00	-913,379.35
08	14540	Usage Fees - Flat	-14,115.84	5,452.42
08	14541	Usage Fees - Metered	-10,484.86	322,961.86
08	14542	Penalties - Usage Fees	.00	4,358.88
08	15500	Prepaid	-1,826.83	12,787.84
08	16100	Land -Fixed Asset	.00	126,443.65
08	16250	Accumulated Depreciation Build	.00	-980.99
08	16400	Machinery and Equipment - FA	.00	367,580.39
08	16450	Accumulated Depreciation Machi	.00	-212,298.05
08	16500	Construction in Progress-FA	.00	1,923.50
08	16600	Infrastructure -FA	.00	18,330,718.78
08	16650	Accumulated Depreciation Infra	.00	-11,130,121.00
08	19000	Interfund Transfer	.00	-250,000.00
08	19001	Due From Township	.00	510,000.00
TOTAL ASSETS			-243,260.59	12,336,110.03
LIABILITIES				
08	20025	Accounts Payable Accrual	180,366.61	-296,328.61
08	24600	Accrued Compensation Payable	.00	-.12
08	27976	Fund Balance Adjustment	.00	1,461.65
08	27977	Prior Period Adjustment	.00	58,991.55
08	29001	Due to Township	.00	-33,787.21
TOTAL LIABILITIES			180,366.61	-269,662.74
FUND BALANCE				
08	18500	Revenue Control	-198,868.23	-1,305,791.67
08	27998	Fund Balance Adjustment	.00	262,986.68
08	27999	Fund Balance	.00	-6,695,353.58
08	28100	Contributed Capital	.00	-7,852,909.10
08	28101	Accumulated Amortization	.00	1,622,510.00
08	29100	Encumbrance Control	-365,239.28	1,212,010.60
08	29400	Expenditure Control	261,762.21	1,902,110.38
08	29700	Fund Bal Reser for Encumbrance	365,239.28	-1,212,010.60
TOTAL FUND BALANCE			62,893.98	-12,066,447.29
TOTAL LIABILITIES + FUND BALANCE			243,260.59	-12,336,110.03

FOR 2022 05

ACCOUNTS FOR: 08 Sewer	ORIGINAL ESTIM REV	REVISED EST REV	ACTUAL YTD REVENUE	ACTUAL MTD REVENUE	REMAINING REVENUE	PCT COLL
000 Undefined						
08000009 32821 FlatResRev	-315,000	-315,000	-154,829.00	.00	-160,171.00	49.2%
08000009 35000 IntGovtRev	-80,000	-80,000	-25,678.24	-12,901.87	-54,321.76	32.1%
08000009 36252 WonPRev	-500	-500	.00	.00	-500.00	.0%
08000009 36255 MiscellRev	-1,000	-1,000	.00	.00	-1,000.00	.0%
08000009 36257 InWaDiPe	-2,500	-2,500	-400.00	.00	-2,100.00	16.0%
08000009 36258 CertFee	-8,000	-8,000	-2,660.00	-1,180.00	-5,340.00	33.3%
08000009 36411 ConnTapRev	-300,000	-300,000	-217,055.00	-17,416.00	-82,945.00	72.4%
08000009 36413 PALFees	-3,000	-3,000	-3,973.24	-1,156.82	973.24	132.4%
08000009 36414 GrantAlloc	-7,500	-7,500	.00	.00	-7,500.00	.0%
08000009 37390 PortFeeOfR	0	0	-839.30	-45.86	839.30	100.0%
08000009 37812 MetRev	-2,547,000	-2,547,000	-900,356.89	-166,167.68	-1,646,643.11	35.3%
TOTAL Undefined	-3,264,500	-3,264,500	-1,305,791.67	-198,868.23	-1,958,708.33	40.0%
TOTAL Sewer	-3,264,500	-3,264,500	-1,305,791.67	-198,868.23	-1,958,708.33	40.0%
TOTAL REVENUES	-3,264,500	-3,264,500	-1,305,791.67	-198,868.23	-1,958,708.33	

FOR 2022 05

ACCOUNTS FOR: 08 Sewer	ORIGINAL APPROP	REVISED BUDGET	YTD EXPENDED	MTD EXPENDED	ENC/REQ	AVAILABLE BUDGET	PCT USED
431 Public Works - Authority							
08431001 40112 Wages	577,618	577,618	203,163.09	39,909.27	.00	374,454.91	35.2%
08431001 40172 HolidayPay	0	0	4,264.98	156.75	.00	-4,264.98	100.0%
08431001 40173 StandBy	7,000	7,000	3,185.00	796.25	.00	3,815.00	45.5%
08431001 40177 Sick Pay	0	0	2,296.80	126.86	.00	-2,296.80	100.0%
08431001 40180 OT Pay	40,000	40,000	21,782.32	3,659.45	.00	18,217.68	54.5%
08431001 40184 AttendInc	11,875	11,875	7,591.43	.00	.00	4,283.57	63.9%
08431001 40188 PTO	0	0	8,524.44	3,537.30	.00	-8,524.44	100.0%
08431001 40192 FICAEmploy	48,421	48,421	19,658.84	3,784.37	.00	28,762.16	40.6%
08431001 40195 WorkComIns	20,022	20,022	8,342.50	1,668.50	.00	11,679.50	41.7%
08431001 40196 HealthIns	195,341	195,341	61,814.87	12,998.98	.00	133,526.13	31.6%
08431001 40197 Pension	119,847	119,847	.00	.00	.00	119,847.00	.0%
08431001 40198 Dental	7,236	7,236	2,621.66	532.47	.00	4,614.34	36.2%
08431001 40199 Life Ins	3,704	3,704	1,598.50	274.71	.00	2,105.50	43.2%
08431001 40221 BEREAV	0	0	45.04	27.27	.00	-45.04	100.0%
08431001 40901 Thrift Sav	12,790	12,790	6,712.00	1,017.62	.00	6,078.00	52.5%
08431002 40215 Postage	17,000	17,000	7,649.23	845.88	.00	9,350.77	45.0%
08431002 40233 ManRis	7,500	7,500	6,971.90	.00	-6,808.50	7,336.60	2.2%
08431002 40238 UnifCloth	1,300	1,300	.00	.00	.00	1,300.00	.0%
08431002 40240 GenGovMat	10,000	10,000	2,124.38	138.58	-691.50	8,567.12	14.3%
08431002 40260 SmToMiPurc	2,000	2,000	.00	.00	.00	2,000.00	.0%
08431002 40311 AccAudSrv	7,500	7,500	5,500.00	5,500.00	2,000.00	.00	100.0%
08431002 40313 EngSrv	50,000	50,000	17,429.24	5,828.95	.00	32,570.76	34.9%
08431002 40314 LglSrv	40,000	40,000	.00	.00	.00	40,000.00	.0%
08431002 40321 TeleChrg	4,800	4,800	1,914.00	319.00	2,286.00	600.00	87.5%
08431002 40334 FrExpChg	500	500	.00	.00	.00	500.00	.0%
08431002 40341 Advertise	1,000	1,000	.00	.00	2,000.00	-1,000.00	200.0%
08431002 40342 Printing	8,500	8,500	2,014.90	197.17	5,485.10	1,000.00	88.2%
08431002 40361 Electric	2,500	2,500	676.99	128.70	1,723.01	100.00	96.0%
08431002 40365 DisCOA	1,400,000	1,400,000	659,518.16	178,601.80	1,036,915.23	-296,433.39	121.2%
08431002 40370 MainSerRep	12,000	12,000	8,338.72	1,428.00	-6,890.00	10,551.28	12.1%
08431002 40378 INSOPEX	1,900	1,900	791.66	158.33	.00	1,108.34	41.7%
08431002 40384 VMEqRent	2,000	2,000	.00	.00	.00	2,000.00	.0%
08431002 40390 BanSrvChFE	250	250	.00	.00	.00	250.00	.0%
08431002 40420 DueSubMem	500	500	.00	.00	.00	500.00	.0%
08431002 40440 LaunUnClSr	4,500	4,500	491.61	126.00	1,508.39	2,500.00	44.4%
08431002 40450 ContrSrv	45,400	45,400	4,150.00	.00	5,000.00	36,250.00	20.2%
08431002 40460 ContEduc	4,000	4,000	.00	.00	.00	4,000.00	.0%
08431002 40573 GenGovtExp	4,000	4,000	.00	.00	.00	4,000.00	.0%
08431002 40914 LicenReim	450	450	.00	.00	.00	450.00	.0%
08431002 40965 OpeEXReim	60,000	60,000	16,465.63	.00	.00	43,534.37	27.4%

FOR 2022 05

ACCOUNTS FOR: 08 Sewer	ORIGINAL APPROP	REVISED BUDGET	YTD EXPENDED	MTD EXPENDED	ENC/REQ	AVAILABLE BUDGET	PCT USED
08431002 45533 BadDebExp	50,000	50,000	.00	.00	.00	50,000.00	.0%
08431003 40322 EPA	325,000	325,000	.00	.00	.00	325,000.00	.0%
08431003 40730 Buildings	2,500	2,500	.00	.00	.00	2,500.00	.0%
08431003 40740 SystemImp	210,000	210,000	.00	.00	.00	210,000.00	.0%
08431003 40760 MajMachEqu	443,000	443,000	816,472.49	.00	-372,807.67	-664.82	100.2%
TOTAL Public Works - Authority	3,761,954	3,761,954	1,902,110.38	261,762.21	669,720.06	1,190,123.56	68.4%
TOTAL Sewer	3,761,954	3,761,954	1,902,110.38	261,762.21	669,720.06	1,190,123.56	68.4%
TOTAL EXPENSES	3,761,954	3,761,954	1,902,110.38	261,762.21	669,720.06	1,190,123.56	

Refuse/Recycling Fund

FUND: 09 Refuse/Recycling			NET CHANGE FOR PERIOD	ACCOUNT BALANCE
ASSETS				
09	10000	Refuse Fund Checking	-38,523.92	1,122,008.28
09	14530	Accounts Receivable	571.86	30,194.80
09	14533	Allowance for Bad Debts	.00	-171,178.69
09	14542	Penalties - Usage Fees	9,525.39	25,608.78
09	14544	Refuse Recycling/Hauling Fees	-194,835.18	287,714.05
09	16400	Machinery and Equipment - FA	.00	15,000.00
09	16450	Accumulated Depreciation Machi	.00	-3,500.00
09	19999	Deferred Outflow - Pension	.00	111,249.00
TOTAL ASSETS			-223,261.85	1,417,096.22
LIABILITIES				
09	20025	Accounts Payable Accrual	.00	-244,401.50
09	24600	Accrued Compensation Payable	.00	-32.96
09	25999	Net Pension Liability	.00	-128,399.00
09	29999	Deferred Inflow - Pension	.00	-212,439.00
TOTAL LIABILITIES			.00	-585,272.46
FUND BALANCE				
09	18500	Revenue Control	-4,410.16	-1,535,732.30
09	27998	Fund Balance Adjustment	.00	334,121.06
09	27999	Fund Balance	.00	-792,759.18
09	29100	Encumbrance Control	-223,763.27	1,760,679.65
09	29400	Expenditure Control	227,672.01	1,162,546.66
09	29700	Fund Bal Reser for Encumbrance	223,763.27	-1,760,679.65
TOTAL FUND BALANCE			223,261.85	-831,823.76
TOTAL LIABILITIES + FUND BALANCE			===== 223,261.85	===== -1,417,096.22

FOR 2022 05

ACCOUNTS FOR: 09	Refuse/Recycling	ORIGINAL ESTIM REV	REVISED EST REV	ACTUAL YTD REVENUE	ACTUAL MTD REVENUE	REMAINING REVENUE	PCT COLL
426 Refuse Recycling							
09000009	36255 MiscellRev	-20,000	-20,000	-10,120.00	-1,804.00	-9,880.00	50.6%
09000009	36258 CertFee	-7,000	-7,000	-2,680.00	-1,120.00	-4,320.00	38.3%
09000009	36413 PALFees	-20,000	-20,000	-29,216.05	-14,838.68	9,216.05	146.1%
09000009	36430 SolWasRev	-2,787,300	-2,787,300	-1,401,341.50	.00	-1,385,958.50	50.3%
09000009	37390 PortFeeOfR	0	0	-4,192.15	-841.48	4,192.15	100.0%
09016009	35400 GrantRev	-111,000	-111,000	-102,376.60	.00	-8,623.40	92.2%
09016009	37399 GrOffRev	16,300	16,300	14,194.00	14,194.00	2,106.00	87.1%
TOTAL Refuse Recycling		-2,929,000	-2,929,000	-1,535,732.30	-4,410.16	-1,393,267.70	52.4%
TOTAL Refuse/Recycling		-2,929,000	-2,929,000	-1,535,732.30	-4,410.16	-1,393,267.70	52.4%
TOTAL REVENUES		-2,929,000	-2,929,000	-1,535,732.30	-4,410.16	-1,393,267.70	

FOR 2022 05

ACCOUNTS FOR: 09	Refuse/Recycling	ORIGINAL APPROP	REVISED BUDGET	YTD EXPENDED	MTD EXPENDED	ENC/REQ	AVAILABLE BUDGET	PCT USED
426 Refuse Recycling								
09426001	40112 Wages	47,269	47,269	17,660.66	3,636.04	.00	29,608.34	37.4%
09426001	40113 SpAlloc	169,071	169,071	.00	.00	.00	169,071.00	.0%
09426001	40172 HolidayPay	0	0	363.60	.00	.00	-363.60	100.0%
09426001	40177 Sick Pay	0	0	181.80	.00	.00	-181.80	100.0%
09426001	40180 OT Pay	2,500	2,500	90.90	90.90	.00	2,409.10	3.6%
09426001	40188 PTO	0	0	1,454.41	181.80	.00	-1,454.41	100.0%
09426001	40221 BEREAV	0	0	363.60	.00	.00	-363.60	100.0%
09426002	40215 Postage	16,000	16,000	7,853.54	.00	.00	8,146.46	49.1%
09426002	40217 LeafColl	27,500	27,500	.00	.00	.00	27,500.00	.0%
09426002	40241 GenGovSup	15,000	15,000	.00	.00	.00	15,000.00	.0%
09426002	40310 ProfSrv	2,000	2,000	.00	.00	.00	2,000.00	.0%
09426002	40314 LglServ	10,000	10,000	114.00	.00	.00	9,886.00	1.1%
09426002	40341 Adv/Print	7,000	7,000	3,288.25	1,211.33	2,711.75	1,000.00	85.7%
09426002	40347 RESEDU	2,000	2,000	.00	.00	.00	2,000.00	.0%
09426002	40365 DispFee	53,000	53,000	18,175.00	11,910.00	34,825.00	.00	100.0%
09426002	40450 ContrServ	2,617,224	2,617,224	1,113,000.90	210,641.94	1,544,041.35	-39,818.25	101.5%
TOTAL Refuse Recycling		2,968,564	2,968,564	1,162,546.66	227,672.01	1,581,578.10	224,439.24	92.4%
TOTAL Refuse/Recycling		2,968,564	2,968,564	1,162,546.66	227,672.01	1,581,578.10	224,439.24	92.4%
TOTAL EXPENSES		2,968,564	2,968,564	1,162,546.66	227,672.01	1,581,578.10	224,439.24	

Campus Renovation Fund

FUND: 18 Campus Renovation			NET CHANGE FOR PERIOD	ACCOUNT BALANCE
ASSETS				
18	10000	Checking - Campus Reno	.00	-1,699,713.19
18	10122	Campus Reno MM- Republic Bank	.00	2,036,875.20
18	15500	Prepaid Expenditures	.00	13,378.52
TOTAL ASSETS			.00	350,540.53
LIABILITIES				
18	20025	Accounts Payable Accrual	.00	-1,258,928.53
18	29000	Interfund Transfer	.00	-1,363,782.21
TOTAL LIABILITIES			.00	-2,622,710.74
FUND BALANCE				
18	18500	Revenue Control	.00	-1.16
18	27999	Fund Balance	.00	2,272,111.37
18	29100	Encumbrance Control	.00	1.00
18	29400	Expenditure Control	.00	60.00
18	29700	Fund Bal Res for Encumbrance	.00	-1.00
TOTAL FUND BALANCE			.00	2,272,170.21
TOTAL LIABILITIES + FUND BALANCE			.00	-350,540.53

FOR 2022 05

ACCOUNTS FOR: 18	Campus Renovation	ORIGINAL ESTIM REV	REVISED EST REV	ACTUAL YTD REVENUE	ACTUAL MTD REVENUE	REMAINING REVENUE	PCT COLL
500 Campus Renovation							
18500003	34101 IntChcRev	0	0	-1.16	.00	1.16	100.0%
TOTAL Campus Renovation		0	0	-1.16	.00	1.16	100.0%
TOTAL Campus Renovation		0	0	-1.16	.00	1.16	100.0%
TOTAL REVENUES		0	0	-1.16	.00	1.16	

FOR 2022 05

ACCOUNTS FOR: 18	Campus Renovation	ORIGINAL APPROP	REVISED BUDGET	YTD EXPENDED	MTD EXPENDED	ENC/REQ	AVAILABLE BUDGET	PCT USED
500 Campus Renovation								
18500003	40390	BanSrvChFE	0	0	60.00	.00	.00	-60.00 100.0%
TOTAL Campus Renovation		0	0	60.00	.00	.00	-60.00	100.0%
TOTAL Campus Renovation		0	0	60.00	.00	.00	-60.00	100.0%
TOTAL EXPENSES		0	0	60.00	.00	.00	-60.00	

Capital Reserve Fund

FUND: 30 Capital Reserve			NET CHANGE FOR PERIOD	ACCOUNT BALANCE
ASSETS				
30	10000	Capital Reserve Fund Checking	148,079.95	186,537.24
30	13500	Due from Other Governments	.00	25,000.00
30	19000	Interfund Transfer	.00	129,110.97
TOTAL ASSETS			148,079.95	340,648.21
LIABILITIES				
30	20025	Accounts Payable Accrual	.00	-30,671.47
30	29000	Interfund Transfer	.00	-289,625.00
30	29800	Deferred Rev.	.00	-98,512.31
TOTAL LIABILITIES			.00	-418,808.78
FUND BALANCE				
30	18500	Revenue Control	-580,813.00	-580,813.00
30	27998	Fund Balance Adjustment	.00	-6,651,974.56
30	27999	Fund Balance	.00	6,591,512.43
30	29100	Encumbrance Control	-341,584.06	1,291,696.35
30	29400	Expenditure Control	432,733.05	719,435.70
30	29700	Fund Bal Reser for Encumbrance	341,584.06	-1,291,696.35
TOTAL FUND BALANCE			-148,079.95	78,160.57
TOTAL LIABILITIES + FUND BALANCE			-148,079.95	-340,648.21

FOR 2022 05

ACCOUNTS FOR:	ORIGINAL ESTIM REV	REVISED EST REV	ACTUAL YTD REVENUE	ACTUAL MTD REVENUE	REMAINING REVENUE	PCT COLL
30 Capital Reserve						
000 Undefined						
<u>30 39000 IntFundTra</u>	0	0	-580,813.00	-580,813.00	580,813.00	100.0%
<u>30000009 35400 GrantRev</u>	30,000	30,000	.00	.00	30,000.00	.0%
<u>30000009 35973 JC#3 DP</u>	15,000	15,000	.00	.00	15,000.00	.0%
<u>30000009 35980 KRMPGrant</u>	1,970	1,970	.00	.00	1,970.00	.0%
TOTAL Undefined	46,970	46,970	-580,813.00	-580,813.00	627,783.00	-1236.6%
TOTAL Capital Reserve	46,970	46,970	-580,813.00	-580,813.00	627,783.00	-1236.6%
TOTAL REVENUES	46,970	46,970	-580,813.00	-580,813.00	627,783.00	

FOR 2022 05

ACCOUNTS FOR:	ORIGINAL APPROP	REVISED BUDGET	YTD EXPENDED	MTD EXPENDED	ENC/REQ	AVAILABLE BUDGET	PCT USED
30 Capital Reserve							
<hr/>							
406 Administrative							
30406003 40801 PropImp	0	0	101,505.70	.00	.00	-101,505.70	100.0%
TOTAL Administrative	0	0	101,505.70	.00	.00	-101,505.70	100.0%

FOR 2022 05

ACCOUNTS FOR:	ORIGINAL APPROP	REVISED BUDGET	YTD EXPENDED	MTD EXPENDED	ENC/REQ	AVAILABLE BUDGET	PCT USED
30 Capital Reserve							
<hr/>							
410 Police							
<u>30410003 40720 Vehicles</u>	217,113	217,113	38,500.59	38,500.59	169,408.90	9,203.51	95.8%
TOTAL Police	217,113	217,113	38,500.59	38,500.59	169,408.90	9,203.51	95.8%

FOR 2022 05

ACCOUNTS FOR: 30	Capital Reserve	ORIGINAL APPROP	REVISED BUDGET	YTD EXPENDED	MTD EXPENDED	ENC/REQ	AVAILABLE BUDGET	PCT USED	
415 Emergency Management									
<u>30415003</u>	<u>40720</u>	<u>Vehicles</u>	40,000	40,000	36,100.00	.00	.00	3,900.00	90.3%
<u>30415003</u>	<u>40760</u>	<u>MajMachEqu</u>	50,000	50,000	.00	.00	.00	50,000.00	.0%
TOTAL Emergency Management			90,000	90,000	36,100.00	.00	.00	53,900.00	40.1%

FOR 2022 05

ACCOUNTS FOR: 30	Capital Reserve	ORIGINAL APPROP	REVISED BUDGET	YTD EXPENDED	MTD EXPENDED	ENC/REQ	AVAILABLE BUDGET	PCT USED
430 Public Works - General Service								
30430003	40610	StreetCont	1,000,000	1,000,000	388,753.33	388,753.33	611,246.67	.00 100.0%
30430003	40720	Vehicles	174,700	174,700	133,709.66	.00	43,567.34	-2,577.00 101.5%
30430003	40800	Contingenc	850,000	850,000	.00	.00	77,260.00	772,740.00 9.1%
TOTAL Public Works - General Serv			2,024,700	2,024,700	522,462.99	388,753.33	732,074.01	770,163.00 62.0%

FOR 2022 05

ACCOUNTS FOR: 30	Capital Reserve	ORIGINAL APPROP	REVISED BUDGET	YTD EXPENDED	MTD EXPENDED	ENC/REQ	AVAILABLE BUDGET	PCT USED	
451 Recreation Administration									
30451003	40801	PropImp	0	0	9,100.00	.00	-9,100.00	.00	.0%
30451003	40973	JC#3 DP	187,000	187,000	3,787.29	.00	130,729.71	52,483.00	71.9%
30451003	40981	CBPlay	15,000	15,000	7,979.13	5,479.13	4,255.87	2,765.00	81.6%
TOTAL Recreation Administration			202,000	202,000	20,866.42	5,479.13	125,885.58	55,248.00	72.6%

FOR 2022 05

ACCOUNTS FOR: 30	Capital Reserve	ORIGINAL APPROP	REVISED BUDGET	YTD EXPENDED	MTD EXPENDED	ENC/REQ	AVAILABLE BUDGET	PCT USED
460 Community Development								
30460003	40720 Vehicles	22,000	22,000	.00	.00	.00	22,000.00	.0%
TOTAL Community Development		22,000	22,000	.00	.00	.00	22,000.00	.0%
TOTAL Capital Reserve		2,555,813	2,555,813	719,435.70	432,733.05	1,027,368.49	809,008.81	68.3%
TOTAL EXPENSES		2,555,813	2,555,813	719,435.70	432,733.05	1,027,368.49	809,008.81	

State Highway Aid Fund

FUND: 35 State Highway Aid			NET CHANGE FOR PERIOD	ACCOUNT BALANCE
ASSETS				
35	10000	State Highway Aid Checking	-24,921.74	810,291.03
	TOTAL ASSETS		-24,921.74	810,291.03
LIABILITIES				
35	20025	Accounts Payable Accrual	.00	-15,475.37
	TOTAL LIABILITIES		.00	-15,475.37
FUND BALANCE				
35	18500	Revenue Control	.00	-706,011.82
35	27998	Fund Balance Adjustment	.00	4,525.25
35	27999	Fund Balance	.00	-325,406.89
35	29100	Encumbrance Control	-24,921.74	545,742.76
35	29400	Expenditure Control	24,921.74	232,077.80
35	29700	Fund Bal Reser for Encumbrance	24,921.74	-545,742.76
	TOTAL FUND BALANCE		24,921.74	-794,815.66
TOTAL LIABILITIES + FUND BALANCE			24,921.74	-810,291.03

FOR 2022 05

ACCOUNTS FOR: 35	State Highway Aid	ORIGINAL ESTIM REV	REVISED EST REV	ACTUAL YTD REVENUE	ACTUAL MTD REVENUE	REMAINING REVENUE	PCT COLL
000 Undefined							
35000009	34101						
				-176.76	.00	176.76	100.0%
35010009	35400						
		-665,000	-665,000	-705,835.06	.00	40,835.06	106.1%
	TOTAL Undefined	-665,000	-665,000	-706,011.82	.00	41,011.82	106.2%
	TOTAL State Highway Aid	-665,000	-665,000	-706,011.82	.00	41,011.82	106.2%
	TOTAL REVENUES	-665,000	-665,000	-706,011.82	.00	41,011.82	

FOR 2022 05

ACCOUNTS FOR: 35	State Highway Aid	ORIGINAL APPROP	REVISED BUDGET	YTD EXPENDED	MTD EXPENDED	ENC/REQ	AVAILABLE BUDGET	PCT USED
406 Administrative								
35406002	40376							
	StrtLight	350,000	350,000	126,816.70	24,921.74	209,183.30	14,000.00	96.0%
	TOTAL Administrative	350,000	350,000	126,816.70	24,921.74	209,183.30	14,000.00	96.0%

FOR 2022 05

ACCOUNTS FOR:	ORIGINAL APPROP	REVISED BUDGET	YTD EXPENDED	MTD EXPENDED	ENC/REQ	AVAILABLE BUDGET	PCT USED
35 State Highway Aid							
430 Public Works - General Service							
35430002 40216 Salt	150,000	150,000	111,428.40	.00	38,571.60	.00	100.0%
35430002 40798 TraffMaint	50,000	50,000	9,472.06	.00	40,527.94	.00	100.0%
35430003 40611 Bridge Mai	20,000	20,000	.00	.00	.00	20,000.00	.0%
35430003 40720 Vehicles	192,500	192,500	.00	.00	192,526.00	-26.00	100.0%
35430003 40760 MajMachEqu	36,642	36,642	-15,639.36	.00	.00	52,281.36	-42.7%
TOTAL Public Works - General Serv	449,142	449,142	105,261.10	.00	271,625.54	72,255.36	83.9%
TOTAL State Highway Aid	799,142	799,142	232,077.80	24,921.74	480,808.84	86,255.36	89.2%
TOTAL EXPENSES	799,142	799,142	232,077.80	24,921.74	480,808.84	86,255.36	

EMA/EMS Fund

FUND: 45 EMA/EMS				NET CHANGE FOR PERIOD	ACCOUNT BALANCE
ASSETS					
	45	10000	Checking	.00	100.00
		TOTAL ASSETS		.00	100.00
FUND BALANCE					
	45	27999	Fund Balance	.00	-100.00
		TOTAL FUND BALANCE		.00	-100.00
		TOTAL LIABILITIES + FUND BALANCE		.00	-100.00

Fiscal Stability Fund

FUND: 50 Fiscal Stability Fund			NET CHANGE FOR PERIOD	ACCOUNT BALANCE
ASSETS				
50	10120	Money Market (Neffs)	30.05	228,561.99
50	10121	CD Neffs	.00	2,208,270.01
50	19000	Interfund Transfer	.00	1,000,000.00
TOTAL ASSETS			<u>30.05</u>	<u>3,436,832.00</u>
FUND BALANCE				
50	18500	Revenue Control	-30.05	-21,838.58
50	27998	Fund Balance Adjustment	.00	2,875.83
50	27999	Fund Balance	.00	-3,417,869.25
TOTAL FUND BALANCE			<u>-30.05</u>	<u>-3,436,832.00</u>
TOTAL LIABILITIES + FUND BALANCE			<u>===== -30.05 =====</u>	<u>===== -3,436,832.00 =====</u>

** END OF REPORT - Generated by Kristin Blahnik **