

**TOWNSHIP OF SOUTH WHITEHALL  
LEHIGH COUNTY, PENNSYLVANIA**

**PUBLIC SAFETY COMMISSION**

**PUBLIC MEETING**

**MINUTES**

**March 7, 2022**

A Public Meeting of the South Whitehall Township Public Safety Commission was held on the above date in the Township Municipal Building located at 4444 Walbert Avenue, Allentown, Lehigh County, Pennsylvania.

**Members attending were:**

Thomas Yezerski, Chairman  
Richard Snyder, Vice Chairman  
Glen Dorney, Chief, Police Department  
Andrew Garger, Chief, Greenawalds Fire Department  
Jay Heicklen, Chief, Cetronia Fire Department  
Jeff Kelly, Emergency Management Coordinator  
Robert Mateff, Chief Executive Officer, Cetronia Ambulance Corp.  
Brian Neas, Chief, Tri-Clover Fire Company  
Barry Search, Chief, Woodlawn Fire Department  
Michael Smith, At Large Member

**Board of Commissioner Members attending were:**

Monica Hodges  
Diane Kelly  
David Kennedy

**Others attending were:**

Ricardo Diaz, Assistant Chief, Cetronia Fire Company  
Josh Green, Assistant Chief, Greenawalds Fire Company  
Thomas Williams, Assistant Chief, Cetronia Fire Company

**Township Staff attending were:**

Gregg Adams, Planner  
Randy Cope, Interim Township Manager  
John Frantz, Fire Marshal  
Christopher Kiskeravage, Township Fire Commissioner

## **AGENDA ITEM #1 - CALL TO ORDER**

The meeting was called to order at 7:07 p.m.

## **AGENDA ITEM #2 - APPROVAL OF MINUTES**

The minutes of February 7, 2022 were approved as submitted.

## **AGENDA ITEM #3 - OLD BUSINESS**

### **A. KRE Spring View Commercial II – Major Plan 2019-107**

Messers Noah Chrismer and Ed Murphy were present to represent the developer related to this plan.

The response letter from PENNDOT to the Township Manager was discussed. This letter is included as an attachment to these minutes. The request to provide a no right turn on red condition from northbound Cetronia Road to eastbound Broadway was denied by PENNDOT. The approved the driveway onto Broadway with unrestricted vehicle access.

Because the request was denied, it was requested that the Commission rule again on its previous recommendation requesting the no turn on red. Planner Adams indicated that the Commission could keep the request without changes, remove the request entirely, or remove the request and replace with an additional request.

Mr. Chrismer indicated that removing the request and replacing it with a no left turn from the driveway onto westbound Broadway would require motorist that wish to go south on Cetronia Road from the property to first head east on Broadway away from Cetronia Road. Their traffic engineer believes that it could encourage drivers to violate that prohibition and to violate the no left turn from the other driveway onto southbound Cetronia Road. Marketing of the property to potential tenants would be difficult without an access to southbound Cetronia Road.

Mr. Chrismer proposed, for the Commissions consideration, to remove the request for the no right turn on red from Cetronia Road onto Broadway and to have a camera installed to monitor traffic conditions at the driveway intersection with Broadway. The footage collected from the camera could be reviewed to evaluate the safety of the intersection using the empirical data that is collected. The developer would provide the resources to collect and store the data.

Some members of the Commission expressed their disagreement with the findings of PENNDOT. They believe that a hazardous condition will exist with unrestricted vehicle access from the driveway to Broadway. The police department do not have the resources to have real-time monitoring of the cameras. It is not clear who will review the camera footage or when the footage will be reviewed.

The Commission made the recommendation to keep their previous recommendation to provide a no right turn on red from northbound Cetronia Road to eastbound Broadway as they believe that a hazard exists to vehicles exiting from the driveway onto Broadway.

#### **B. Parkland School District Commission Representative**

Commissioner Kennedy has spoken with Superintendent Madson about selecting a representative from the District to serve on the Commission. An individual will be selected in the near future.

#### **C. 5185 Crackersport Road EMS Responses**

Commissioner Kiskeravage reported that Township personnel have met with management from the tenant, Radial, regarding the numerous EMS responses to their facility. Radial will be contacting OSHA for assistance with the issue.

### **AGENDA ITEM #4 – COURTESY OF THE FLOOR**

None.

### **AGENDA ITEM #5 - NEW BUSINESS**

#### **A. Commissioner's Report**

Commissioner Kennedy reported that Commissioner representatives have been meeting with the Volunteer Fire Subcommittee. They are working to address many issues including but not limited to, nuisance alarms, fire hydrants, purchasing, and vehicle fueling.

#### **B. Fire Companies Report**

Chief Heicklen reported that Cetronia responded to forty-six calls for the month of February 2022.

The Township aerial truck was out of service due to maintenance issues for three weeks in February 2022.

The departments responded to a vehicle rescue in the 4600 Block of Tilghman Street involving significant occupant entrapment. The extricated individual survived the incident.

Chief Garger reported that Greenawalds responded to fifty-two calls for the month of February 2022.

Chief Neas submitted the response report via email for Tri-Clover for the month of February 2022 and year-to-date 2022. They are included as attachments to these minutes. Tri-Clover responded to twenty-six calls for the month of February 2022 and fifty-eight calls year-to-date 2022.

Chief Search submitted the response report for Woodlawn for the month of February 2022. It is included as an attachment to these minutes. Woodlawn responded to sixty-one calls for the month of February 2022.

#### **D. Fire Commissioner Report**

None.

#### **D. Emergency Management Team Report**

Coordinator Kelly indicated that the Township emergency plan is being updated.

The Parkland School District will be conducting a student reunification drill for its staff. A reunification drill for first responders and school district staff will be held in August.

The annual meeting with Dorney Park personnel will be held in April. This year's drill at Dorney Park will be a table-top exercise.

#### **E. Police Report**

Chief Dorney indicated that the Police responded to one thousand and eighty calls for the month of February 2022 and two-thousand, two-hundred and eleven calls year-to-date 2022.

#### **F. Emergency Medical Services Report**

Chief Executive Officer Mateff reported that Cetronia responded to two-hundred and ninety-eight calls for the month of February 2022. Six of those calls were handled by mutual aid providers. Cetronia ran a large amount of mutual aid calls for other municipalities in February 2022.

## **G. Subdivision Review**

### **1. 1670 Church Road Padda Properties LLC – Major Plan 2022-104**

Mr. Frantz reported that the plan indicated that the subdivision is to be connected to the Township water system. The current plan does not contain construction details related to that water system connection.

The Commission made the recommendation that a SALDO-compliant fire hydrant be provided and indicated on a plan for the Commission to review.

### **2. St. Luke's West End Medical Center Short Stay Facility – Major Plan 2022-101**

Mr. Frantz indicated that Township staff will be addressing an issue with domestic water service requirements for the new building.

The Commission made no recommendations to the plan.

### **3. Springfield Subdivision – Major Plan 2022-105**

The Commission requested that plans containing more specific details be submitted for review.

## **H. Address Assignments**

None.

## **AGENDA ITEM #6 - ADJOURNMENT**

The meeting was adjourned at 8:02 p.m.

ADOPTED THIS DATE:

ATTEST:

---

Secretary

---

Chairman



February 23, 2022

Mr. Randel T. Cope  
Interim Township Manager, Treasurer  
South Whitehall Township  
4444 Walbert Avenue  
Allentown, PA 18104-1699

Re: Lehigh County - South Whitehall Township - Traffic Signal Permit No. 39-103-008

Dear Mr. Cope:

Thank you for your letter dated January 28, 2022, regarding the Township's request for a "No Turn on Red" (NTOR) restriction at the intersection of Cetronia Road and Broadway in South Whitehall Township, Lehigh County.

I have discussed this request with our Traffic Signals Manager and Assistant District Traffic Engineer to fully understand the request and obtain any background information. It is understood the basis of the NTOR restriction request is due to safety concerns surrounding left turns out of a proposed development on to Broadway just to the East of the existing intersection.

I also took the opportunity to fully review the Department's Engineering and Traffic Study related to NTOR restrictions (TE-118) and applicable references: Chapter 212 Section 116, the Manual on Uniform Traffic Control Devices Section 2B.45, and Vehicle Code Title 75 Pa. C.S §3112(a)(3). From my full understanding of the proposed driveway movements and the signalized intersection, and findings from my own field review of this location, the justifications for implementing a NTOR restriction are not met. Moreover, the request for a restriction is in reaction to a movement that does not currently exist. While it is understood that the recommended condition is part of the approving resolution and this direction would require a modification to the resolution, the Department will not approve a traffic restriction that is not sufficiently justifiable.

Should you require any additional information, please contact me at [deherrmann@pa.gov](mailto:deherrmann@pa.gov) or 610.871.4483.

Sincerely,

A handwritten signature in black ink that reads "Derrick Herrmann".

Derrick Herrmann, P.E.  
District Traffic Engineer  
Engineering District 5-0

Mr. Randel T. Cope  
Page 2  
February 23, 2022

cc: David Manhardt  
Herb Bender  
John G. Frantz  
South Whitehall Township  
4444 Walbert Avenue, Allentown PA 18104

Joseph A. Zator, II, Esq. ([jzator@zatorlaw.com](mailto:jzator@zatorlaw.com))



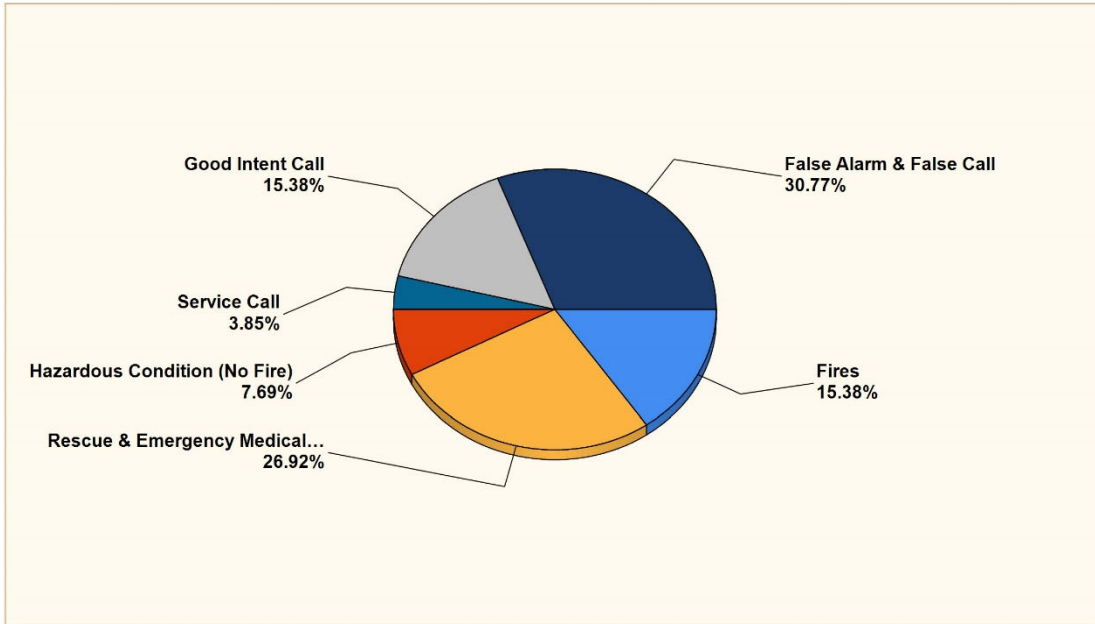
# Tri Clover Fire Company

Orefield, PA

This report was generated on 3/6/2022 9:13:33 PM

## Breakdown by Major Incident Types for Date Range

Zone(s): All Zones | Start Date: 02/01/2022 | End Date: 02/28/2022



MAJOR INCIDENT TYPE	# INCIDENTS	% of TOTAL
Fires	4	15.38%
Rescue & Emergency Medical Service	7	26.92%
Hazardous Condition (No Fire)	2	7.69%
Service Call	1	3.85%
Good Intent Call	4	15.38%
False Alarm & False Call	8	30.77%
<b>TOTAL</b>	<b>26</b>	<b>100%</b>

Only REVIEWED and/or LOCKED IMPORTED incidents are included. Summary results for a major incident type are not displayed if the count is zero.

Detailed Breakdown by Incident Type		
INCIDENT TYPE	# INCIDENTS	% of TOTAL
111 - Building fire	3	11.54%
113 - Cooking fire, confined to container	1	3.85%
311 - Medical assist, assist EMS crew	3	11.54%
321 - EMS call, excluding vehicle accident with injury	1	3.85%
322 - Motor vehicle accident with injuries	1	3.85%
323 - Motor vehicle/pedestrian accident (MV Ped)	1	3.85%
363 - Swift water rescue	1	3.85%
413 - Oil or other combustible liquid spill	1	3.85%
463 - Vehicle accident, general cleanup	1	3.85%
571 - Cover assignment, standby, moveup	1	3.85%
611 - Dispatched & cancelled en route	1	3.85%
622 - No incident found on arrival at dispatch address	2	7.69%
652 - Steam, vapor, fog or dust thought to be smoke	1	3.85%
733 - Smoke detector activation due to malfunction	1	3.85%
735 - Alarm system sounded due to malfunction	4	15.38%
745 - Alarm system activation, no fire - unintentional	3	11.54%
<b>TOTAL INCIDENTS:</b>	<b>26</b>	<b>100%</b>

Only REVIEWED and/or LOCKED IMPORTED incidents are included. Summary results for a major incident type are not displayed if the count is zero.

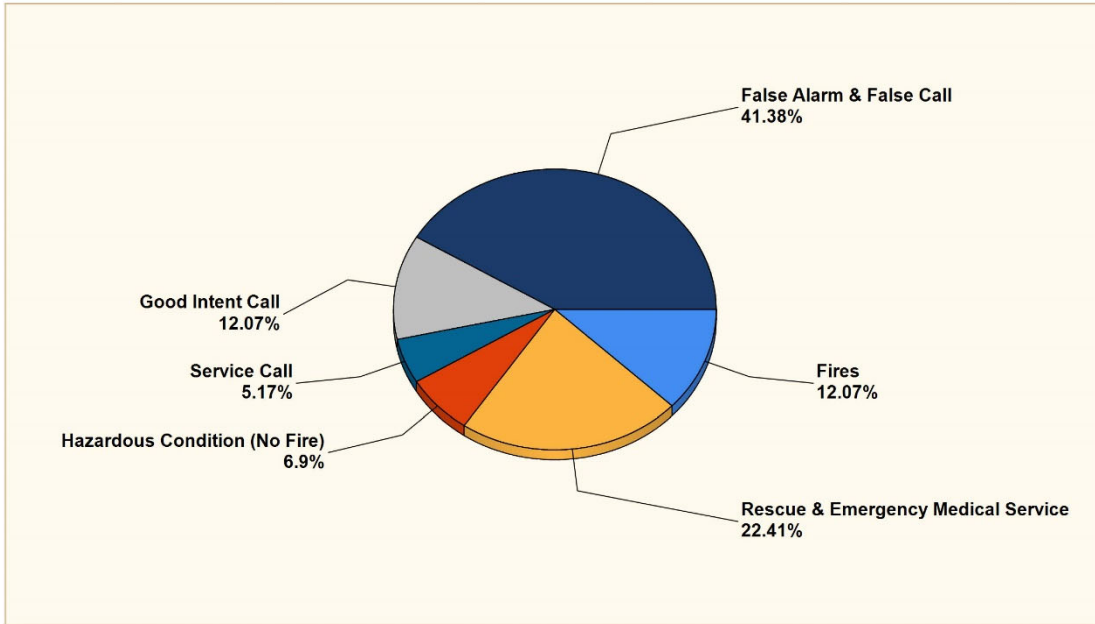
# Tri Clover Fire Company

Orefield, PA

This report was generated on 3/6/2022 9:12:31 PM

## Breakdown by Major Incident Types for Date Range

Zone(s): All Zones | Start Date: 01/01/2022 | End Date: 12/31/2022



MAJOR INCIDENT TYPE	# INCIDENTS	% of TOTAL
Fires	7	12.07%
Rescue & Emergency Medical Service	13	22.41%
Hazardous Condition (No Fire)	4	6.9%
Service Call	3	5.17%
Good Intent Call	7	12.07%
False Alarm & False Call	24	41.38%
<b>TOTAL</b>	<b>58</b>	<b>100%</b>

Only REVIEWED and/or LOCKED IMPORTED incidents are included. Summary results for a major incident type are not displayed if the count is zero.

Detailed Breakdown by Incident Type		
INCIDENT TYPE	# INCIDENTS	% of TOTAL
111 - Building fire	5	8.62%
113 - Cooking fire, confined to container	1	1.72%
131 - Passenger vehicle fire	1	1.72%
311 - Medical assist, assist EMS crew	5	8.62%
321 - EMS call, excluding vehicle accident with injury	2	3.45%
322 - Motor vehicle accident with injuries	4	6.9%
323 - Motor vehicle/pedestrian accident (MV Ped)	1	1.72%
363 - Swift water rescue	1	1.72%
413 - Oil or other combustible liquid spill	1	1.72%
444 - Power line down	1	1.72%
463 - Vehicle accident, general cleanup	2	3.45%
542 - Animal rescue	1	1.72%
551 - Assist police or other governmental agency	1	1.72%
571 - Cover assignment, standby, moveup	1	1.72%
611 - Dispatched & cancelled en route	3	5.17%
622 - No incident found on arrival at dispatch address	2	3.45%
652 - Steam, vapor, fog or dust thought to be smoke	2	3.45%
733 - Smoke detector activation due to malfunction	1	1.72%
735 - Alarm system sounded due to malfunction	10	17.24%
736 - CO detector activation due to malfunction	2	3.45%
741 - Sprinkler activation, no fire - unintentional	3	5.17%
745 - Alarm system activation, no fire - unintentional	8	13.79%
<b>TOTAL INCIDENTS:</b>	<b>58</b>	<b>100%</b>

Only REVIEWED and/or LOCKED IMPORTED incidents are included. Summary results for a major incident type are not displayed if the count is zero.

# Woodlawn Fire Department

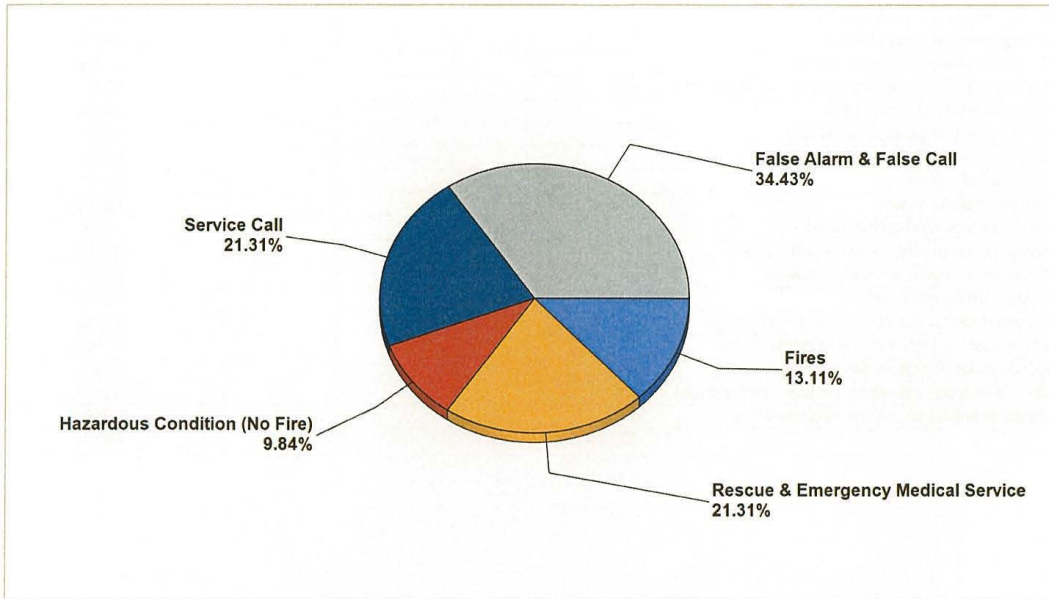
Allentown, PA

This report was generated on 3/5/2022 1:48:12 PM



## Breakdown by Major Incident Types for Date Range

Zone(s): All Zones | Start Date: 02/01/2022 | End Date: 02/28/2022



MAJOR INCIDENT TYPE	# INCIDENTS	% of TOTAL
Fires	8	13.11%
Rescue & Emergency Medical Service	13	21.31%
Hazardous Condition (No Fire)	6	9.84%
Service Call	13	21.31%
False Alarm & False Call	21	34.43%
<b>TOTAL</b>	<b>61</b>	<b>100%</b>

Only REVIEWED and/or LOCKED IMPORTED incidents are included. Summary results for a major incident type are not displayed if the count is zero.

Detailed Breakdown by Incident Type		
INCIDENT TYPE	# INCIDENTS	% of TOTAL
111 - Building fire	7	11.48%
131 - Passenger vehicle fire	1	1.64%
311 - Medical assist, assist EMS crew	1	1.64%
320 - Emergency medical service, other	2	3.28%
321 - EMS call, excluding vehicle accident with injury	3	4.92%
322 - Motor vehicle accident with injuries	3	4.92%
352 - Extrication of victim(s) from vehicle	3	4.92%
360 - Water & ice-related rescue, other	1	1.64%
410 - Combustible/flammable gas/liquid condition, other	1	1.64%
412 - Gas leak (natural gas or LPG)	1	1.64%
413 - Oil or other combustible liquid spill	3	4.92%
424 - Carbon monoxide incident	1	1.64%
500 - Service Call, other	1	1.64%
520 - Water problem, other	1	1.64%
550 - Public service assistance, other	1	1.64%
551 - Assist police or other governmental agency	9	14.75%
571 - Cover assignment, standby, moveup	1	1.64%
730 - System malfunction, other	1	1.64%
733 - Smoke detector activation due to malfunction	2	3.28%
735 - Alarm system sounded due to malfunction	7	11.48%
736 - CO detector activation due to malfunction	2	3.28%
743 - Smoke detector activation, no fire - unintentional	7	11.48%
744 - Detector activation, no fire - unintentional	2	3.28%
<b>TOTAL INCIDENTS:</b>	<b>61</b>	<b>100%</b>

Only REVIEWED and/or LOCKED IMPORTED incidents are included. Summary results for a major incident type are not displayed if the count is zero.