

**TOWNSHIP OF SOUTH WHITEHALL**  
**LEHIGH COUNTY, PENNSYLVANIA**

**PUBLIC SAFETY COMMISSION**

**PUBLIC MEETING**

**MINUTES**

**November 1, 2021**

A Public Meeting of the South Whitehall Township Public Safety Commission was held on the above date in the Township Municipal Building located at 4444 Walbert Avenue, Allentown, Lehigh County, Pennsylvania.

**Members attending were:**

Thomas Yezerski, Chairman  
Richard Snyder, Vice Chairman  
Glen Dorney, Chief, Police Department  
Andrew Garger, Chief, Greenawalds Fire Department  
Jay Heicklen, Chief, Cetronia Fire Department  
Jeff Kelly, Emergency Management Coordinator  
David Kennedy, At Large Member  
Barry Search, Chief, Woodlawn Fire Department  
Michael Smith, At Large Member

**Board of Commissioner Members attending were:**

Diane Kelly

**Others attending were:**

Richard Tice, Assistant Chief, Woodlawn Fire Department  
Chad McCauley, Assistant Chief, Tri-Clover Fire Company

**Township Staff attending were:**

John Frantz, Fire Marshal  
Christopher Kiskeravage, Township Fire Commissioner  
Michael Sorrentino, Captain, Police Department

**AGENDA ITEM #1 - CALL TO ORDER**

The meeting was called to order at 7:06 p.m.

## **AGENDA ITEM #2 - APPROVAL OF MINUTES**

The minutes of October 4, 2021 were approved as submitted.

## **AGENDA ITEM #3 - OLD BUSINESS**

Chairman Yezerski opened nominations for the Nominating Committee to develop the slate of Commission Officers for the 2022 year.

Coordinator Kelly accepted the nomination to serve on the Nominating Committee.

## **AGENDA ITEM #4 – COURTESY OF THE FLOOR**

Ms. Monica Hodges spoke concerning the intersection of Fairview Street and South 35<sup>th</sup> Street. The intersection has a stop sign provided for traffic on Fairview Street. Residents have reported that traffic frequently disregards the stop sign for Fairview Street.

Chief Dorney indicated that the Police will provide an increased patrol presence at this intersection. The installation of an additional stop sign for traffic on South 35<sup>th</sup> Street would require a traffic study.

An issue related to the intersection of Mauch Chunk Road and Overlook Road was discussed. This intersection is the site of frequent motor vehicle crashes, many of which being severe. Members inquired as to if the intersection can be provided with informational signage indicating that has a high rate of crashes.

Chief Dorney indicated that this is a PENNDOT intersection. He will check with Herb Bender from the Township Public Works Department to see what process could be used to establish the informational signage.

## **AGENDA ITEM #5 - NEW BUSINESS**

### **A. Commissioner's Report**

None.

### **B. Fire Companies Report**

Chief Heicklen submitted the response report for Cetronia for the month of October 2021. It is included as an attachment to these minutes. Cetronia responded to fifty-six calls for the month of October 2021.

Chief Garger reported that Greenawalds responded to fifty calls for the month of October 2021.

Assistant Chief McCauley submitted the response report via for Tri-Clover for the month of October 2021 and year-to-date 2021. They are included as attachments to these minutes. Tri-Clover responded to twenty-six calls for the month of October 2021 and two-hundred and sixty-four calls year-to-date 2021.

The construction project for the Kernsville Road Bridge over the Jordan Creek is anticipated in 2022. This will result in the complete closure of the bridge to all traffic. Dispatch response boxes will be changed during this closure.

Chief Search submitted the response report for Woodlawn for the month of October 2021. It is included as an attachment to these minutes. Woodlawn responded to forty-eight calls for the month of October 2021.

### **C. Fire Commissioner Report**

Commissioner Kiskeravage reported that the dispatch response boxes for Tri-Clover have been submitted to Lehigh County Communication Center.

Assistant Chief McCauley indicated that an additional station is being dispatched between 6:00 am and 6:00 pm for single station responses. Other changes have yet to be implemented by the Communication Center.

### **D. Emergency Management Team Report**

Coordinator Kelly reported that Pennsylvania House Bill 988 is currently in the comment phase. This legislation would repeal the current Commonwealth fireworks law.

The Limerick Generating Station drill is scheduled for November 16 & 17, 2021.

Cedarbrook personnel will be scheduling meetings with emergency services personnel to discuss access changes to the facility during the new construction project scheduled to start in 2022.

### **E. Police Report**

Chief Dorney reported that the Police responded to one thousand, seventy-nine calls for the month of October 2021 and eleven-thousand, six-hundred and seventy-seven calls year-to-date 2021.

## **F. Emergency Medical Services Report**

Mr. Frantz provided a report from Chief Executive Officer Mateff. Cetronia responded to three-hundred and eighty-five calls for the month of October 2021. Three of these calls were handled by a mutual aid provider.

Covid numbers continue to be low in the community. Cetronia co-hosted a flu vaccination clinic with Lehigh Valley Health Network for emergency responders and their families. According to the Network, this was the most successful of these types of clinics to date.

## **G. Subdivision Review**

### **1. Long's Water Technology Inc. – Major Plan 2021-106**

Mr. Frantz indicated that a plan showing the fire apparatus turning detail was provided.

The Commission made no recommendations to the plan.

### **2. Proposed Commercial Development 1810 PA Route 309 – Major Plan 2020-103**

Mr. Frantz indicated that the plan is to undergo a significant revision. Because of this, review of the current plan is not warranted.

### **3. Ridge Farm FINAL PLAN 1A – Major Plan 2017-101**

Mr. Frantz indicated that this plan represents the first phase of the complete Ridge Farm development plan.

The Commission reiterated its previous comment that the distance non-complaint right turn in/right turn out on Walbert Avenue between Office Center Road and North Cedar Crest Boulevard should be revised to be distance complaint or eliminated.

## **H. Address Assignments**

None.

**AGENDA ITEM #6 - ADJOURNMENT**

The meeting was adjourned at 7:32 p.m.

ADOPTED THIS DATE:

ATTEST:

\_\_\_\_\_  
Secretary

\_\_\_\_\_  
Chairman

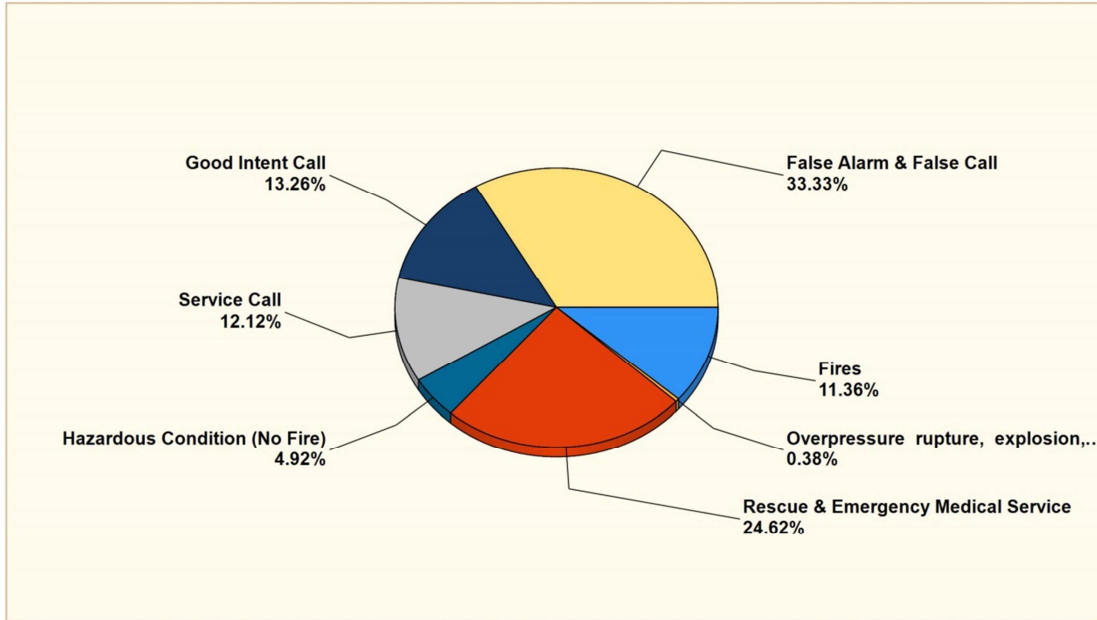
# Tri Clover Fire Company

Orefield, PA

This report was generated on 11/1/2021 12:03:10 PM


## Breakdown by Major Incident Types for Date Range

Zone(s): All Zones | Start Date: 01/01/2021 | End Date: 12/31/2021



MAJOR INCIDENT TYPE	# INCIDENTS	% of TOTAL
Fires	30	11.36%
Overpressure rupture, explosion, overheat - no fire	1	0.38%
Rescue & Emergency Medical Service	65	24.62%
Hazardous Condition (No Fire)	13	4.92%
Service Call	32	12.12%
Good Intent Call	35	13.26%
False Alarm & False Call	88	33.33%
<b>TOTAL</b>	<b>264</b>	<b>100%</b>

Only REVIEWED and/or LOCKED IMPORTED incidents are included. Summary results for a major incident type are not displayed if the count is zero.



Detailed Breakdown by Incident Type		
INCIDENT TYPE	# INCIDENTS	% of TOTAL
111 - Building fire	17	6.44%
113 - Cooking fire, confined to container	1	0.38%
114 - Chimney or flue fire, confined to chimney or flue	3	1.14%
118 - Trash or rubbish fire, contained	1	0.38%
130 - Mobile property (vehicle) fire, other	1	0.38%
132 - Road freight or transport vehicle fire	1	0.38%
142 - Brush or brush-and-grass mixture fire	5	1.89%
151 - Outside rubbish, trash or waste fire	1	0.38%
251 - Excessive heat, scorch burns with no ignition	1	0.38%
300 - Rescue, EMS incident, other	4	1.52%
311 - Medical assist, assist EMS crew	22	8.33%
321 - EMS call, excluding vehicle accident with injury	13	4.92%
322 - Motor vehicle accident with injuries	20	7.58%
323 - Motor vehicle/pedestrian accident (MV Ped)	1	0.38%
324 - Motor vehicle accident with no injuries.	2	0.76%
350 - Extrication, rescue, other	1	0.38%
352 - Extrication of victim(s) from vehicle	1	0.38%
363 - Swift water rescue	1	0.38%
412 - Gas leak (natural gas or LPG)	1	0.38%
421 - Chemical hazard (no spill or leak)	1	0.38%
424 - Carbon monoxide incident	1	0.38%
440 - Electrical wiring/equipment problem, other	1	0.38%
442 - Overheated motor	1	0.38%
444 - Power line down	3	1.14%
445 - Arcing, shorted electrical equipment	1	0.38%
463 - Vehicle accident, general cleanup	4	1.52%
511 - Lock-out	1	0.38%
521 - Water evacuation	5	1.89%
531 - Smoke or odor removal	1	0.38%
542 - Animal rescue	1	0.38%
550 - Public service assistance, other	1	0.38%
551 - Assist police or other governmental agency	16	6.06%
561 - Unauthorized burning	4	1.52%
571 - Cover assignment, standby, moveup	3	1.14%
600 - Good intent call, other	2	0.76%
611 - Dispatched & cancelled en route	24	9.09%
622 - No incident found on arrival at dispatch address	7	2.65%
651 - Smoke scare, odor of smoke	2	0.76%
733 - Smoke detector activation due to malfunction	2	0.76%
735 - Alarm system sounded due to malfunction	26	9.85%
736 - CO detector activation due to malfunction	3	1.14%
743 - Smoke detector activation, no fire - unintentional	4	1.52%
744 - Detector activation, no fire - unintentional	1	0.38%
745 - Alarm system activation, no fire - unintentional	52	19.7%
<b>TOTAL INCIDENTS:</b>	<b>264</b>	<b>100%</b>

Only REVIEWED and/or LOCKED IMPORTED incidents are included. Summary results for a major incident type are not displayed if the count is zero.

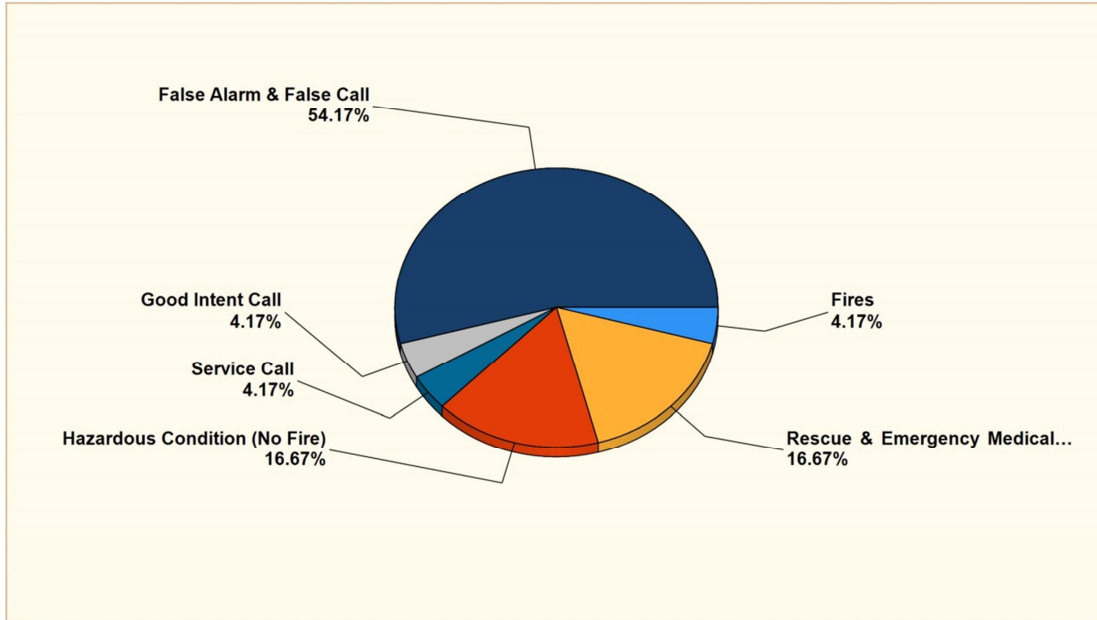
# Tri Clover Fire Company

Orefield, PA

This report was generated on 11/1/2021 12:19:08 PM

## Breakdown by Major Incident Types for Date Range

Zone(s): All Zones | Start Date: 10/01/2021 | End Date: 10/31/2021



MAJOR INCIDENT TYPE	# INCIDENTS	% of TOTAL
Fires	1	4.17%
Rescue & Emergency Medical Service	4	16.67%
Hazardous Condition (No Fire)	4	16.67%
Service Call	1	4.17%
Good Intent Call	1	4.17%
False Alarm & False Call	13	54.17%
<b>TOTAL</b>	<b>24</b>	<b>100%</b>

Only REVIEWED and/or LOCKED IMPORTED incidents are included. Summary results for a major incident type are not displayed if the count is zero.



Detailed Breakdown by Incident Type		
INCIDENT TYPE	# INCIDENTS	% of TOTAL
111 - Building fire	1	4.17%
311 - Medical assist, assist EMS crew	1	4.17%
322 - Motor vehicle accident with injuries	2	8.33%
324 - Motor vehicle accident with no injuries.	1	4.17%
442 - Overheated motor	1	4.17%
463 - Vehicle accident, general cleanup	3	12.5%
551 - Assist police or other governmental agency	1	4.17%
611 - Dispatched & cancelled en route	1	4.17%
735 - Alarm system sounded due to malfunction	1	4.17%
743 - Smoke detector activation, no fire - unintentional	1	4.17%
745 - Alarm system activation, no fire - unintentional	11	45.83%
<b>TOTAL INCIDENTS:</b>	<b>24</b>	<b>100%</b>

Only REVIEWED and/or LOCKED IMPORTED incidents are included. Summary results for a major incident type are not displayed if the count is zero.

# Woodlawn Fire Department

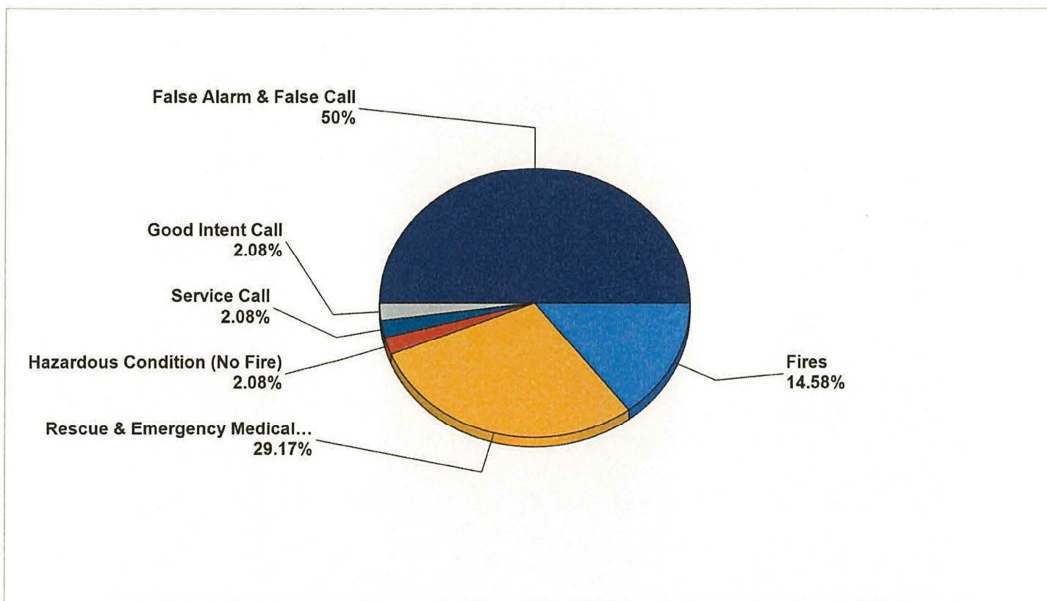
Allentown, PA

This report was generated on 10/31/2021 4:34:03 PM



## Breakdown by Major Incident Types for Date Range

Zone(s): All Zones | Start Date: 10/01/2021 | End Date: 10/31/2021



MAJOR INCIDENT TYPE	# INCIDENTS	% of TOTAL
Fires	7	14.58%
Rescue & Emergency Medical Service	14	29.17%
Hazardous Condition (No Fire)	1	2.08%
Service Call	1	2.08%
Good Intent Call	1	2.08%
False Alarm & False Call	24	50%
<b>TOTAL</b>	<b>48</b>	<b>100%</b>

Only REVIEWED and/or LOCKED IMPORTED incidents are included. Summary results for a major incident type are not displayed if the count is zero.



Detailed Breakdown by Incident Type		
INCIDENT TYPE	# INCIDENTS	% of TOTAL
100 - Fire, other	1	2.08%
111 - Building fire	4	8.33%
142 - Brush or brush-and-grass mixture fire	1	2.08%
160 - Special outside fire, other	1	2.08%
311 - Medical assist, assist EMS crew	1	2.08%
321 - EMS call, excluding vehicle accident with injury	7	14.58%
322 - Motor vehicle accident with injuries	1	2.08%
323 - Motor vehicle/pedestrian accident (MV Ped)	3	6.25%
324 - Motor vehicle accident with no injuries.	1	2.08%
352 - Extrication of victim(s) from vehicle	1	2.08%
444 - Power line down	1	2.08%
551 - Assist police or other governmental agency	1	2.08%
611 - Dispatched & cancelled en route	1	2.08%
700 - False alarm or false call, other	1	2.08%
733 - Smoke detector activation due to malfunction	1	2.08%
735 - Alarm system sounded due to malfunction	1	2.08%
743 - Smoke detector activation, no fire - unintentional	14	29.17%
744 - Detector activation, no fire - unintentional	2	4.17%
745 - Alarm system activation, no fire - unintentional	5	10.42%
<b>TOTAL INCIDENTS:</b>	<b>48</b>	<b>100%</b>

Only REVIEWED and/or LOCKED IMPORTED incidents are included. Summary results for a major incident type are not displayed if the count is zero.



emergencyreporting.com  
 Doc Id: 553  
 Page # 2 of 2

# Woodlawn Fire Department

Allentown, PA

This report was generated on 11/1/2021 3:20:51 PM



## Incident Type Count per Station for Date Range

Start Date: 10/01/2021 | End Date: 10/31/2021

INCIDENT TYPE	# INCIDENTS
<b>Station: 32 - WOODLAWN FIRE DEPARTMENT</b>	
100 - Fire, other	1
111 - Building fire	4
142 - Brush or brush-and-grass mixture fire	1
160 - Special outside fire, other	1
311 - Medical assist, assist EMS crew	1
321 - EMS call, excluding vehicle accident with injury	7
322 - Motor vehicle accident with injuries	2
323 - Motor vehicle/pedestrian accident (MV Ped)	3
324 - Motor vehicle accident with no injuries.	1
352 - Extrication of victim(s) from vehicle	1
444 - Power line down	1
551 - Assist police or other governmental agency	1
611 - Dispatched & cancelled en route	1
700 - False alarm or false call, other	1
733 - Smoke detector activation due to malfunction	1
735 - Alarm system sounded due to malfunction	1
743 - Smoke detector activation, no fire - unintentional	14
744 - Detector activation, no fire - unintentional	2
745 - Alarm system activation, no fire - unintentional	5
<b># Incidents for 32 - Woodlawn Fire Department:</b>	<b>49</b>

Only REVIEWED incidents included.

 **EMERGENCY REPORTING**  
emergencyreporting.com  
Doc Id: 857  
Page # 1 of 1

# Cetronia Fire Dept.

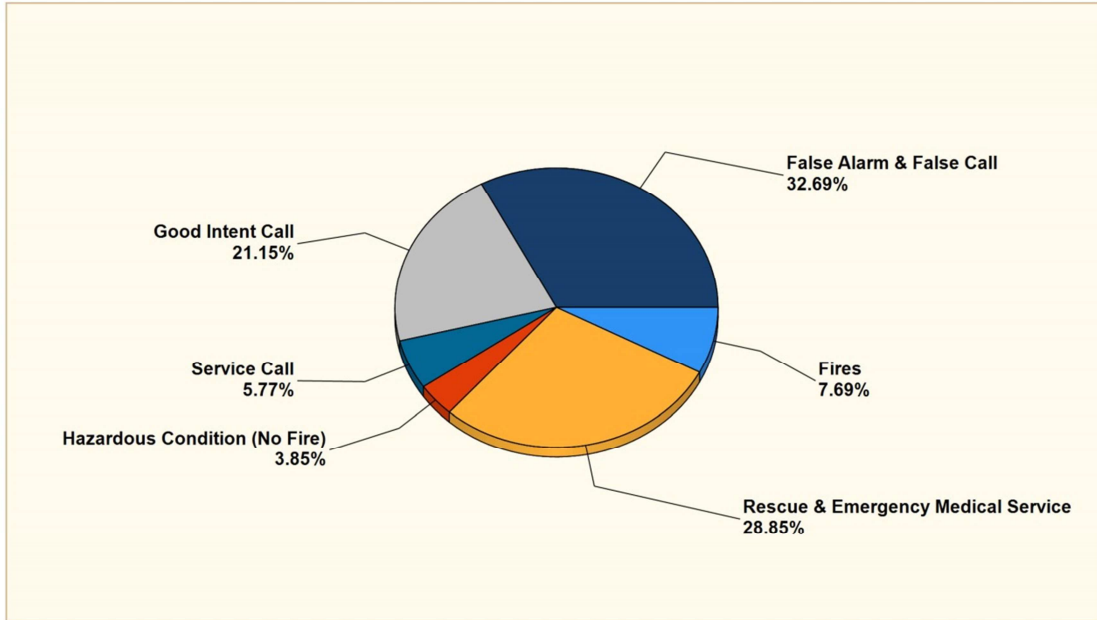
Allentown, PA

This report was generated on 11/15/2021 6:26:56 PM



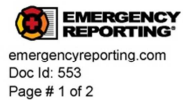
## Breakdown by Major Incident Types for Date Range

Zone(s): All Zones | Start Date: 10/01/2021 | End Date: 10/31/2021



MAJOR INCIDENT TYPE	# INCIDENTS	% of TOTAL
Fires	4	7.69%
Rescue & Emergency Medical Service	15	28.85%
Hazardous Condition (No Fire)	2	3.85%
Service Call	3	5.77%
Good Intent Call	11	21.15%
False Alarm & False Call	17	32.69%
<b>TOTAL</b>	<b>52</b>	<b>100%</b>

Only REVIEWED and/or LOCKED IMPORTED incidents are included. Summary results for a major incident type are not displayed if the count is zero.



Detailed Breakdown by Incident Type		
INCIDENT TYPE	# INCIDENTS	% of TOTAL
113 - Cooking fire, confined to container	1	1.92%
116 - Fuel burner/boiler malfunction, fire confined	1	1.92%
131 - Passenger vehicle fire	2	3.85%
311 - Medical assist, assist EMS crew	8	15.38%
322 - Motor vehicle accident with injuries	2	3.85%
323 - Motor vehicle/pedestrian accident (MV Ped)	2	3.85%
324 - Motor vehicle accident with no injuries.	1	1.92%
350 - Extrication, rescue, other	1	1.92%
352 - Extrication of victim(s) from vehicle	1	1.92%
442 - Overheated motor	1	1.92%
444 - Power line down	1	1.92%
551 - Assist police or other governmental agency	1	1.92%
554 - Assist invalid	1	1.92%
571 - Cover assignment, standby, moveup	1	1.92%
611 - Dispatched & cancelled en route	9	17.31%
622 - No incident found on arrival at dispatch address	1	1.92%
671 - HazMat release investigation w/no HazMat	1	1.92%
714 - Central station, malicious false alarm	1	1.92%
730 - System malfunction, other	1	1.92%
733 - Smoke detector activation due to malfunction	5	9.62%
735 - Alarm system sounded due to malfunction	1	1.92%
743 - Smoke detector activation, no fire - unintentional	2	3.85%
745 - Alarm system activation, no fire - unintentional	6	11.54%
746 - Carbon monoxide detector activation, no CO	1	1.92%
<b>TOTAL INCIDENTS:</b>	<b>52</b>	<b>100%</b>

Only REVIEWED and/or LOCKED IMPORTED incidents are included. Summary results for a major incident type are not displayed if the count is zero.