

**TOWNSHIP OF SOUTH WHITEHALL**  
**LEHIGH COUNTY, PENNSYLVANIA**

**PUBLIC SAFETY COMMISSION**

**PUBLIC MEETING**

**MINUTES**

**October 4, 2021**

A Public Meeting of the South Whitehall Township Public Safety Commission was held on the above date in the Township Municipal Building located at 4444 Walbert Avenue, Allentown, Lehigh County, Pennsylvania.

**Members attending were:**

Thomas Yezerki, Chairman  
Richard Snyder, Vice Chairman  
Glen Dorney, Chief, Police Department  
Andrew Garger, Chief, Greenawalds Fire Department  
Jay Heicklen, Chief, Cetronia Fire Department  
Jeff Kelly, Emergency Management Coordinator  
David Kennedy, At Large Member  
Robert Mateff, Chief Executive Officer, Cetronia Ambulance Corp.  
Brian Neas, Chief, Tri-Clover Fire Company  
Barry Search, Chief, Woodlawn Fire Department

**Board of Commissioner Members attending were:**

Diane Kelly  
Michael Wolk

**Others attending were:**

None.

**Township Staff attending were:**

Randy Cope, Interim Township Manager  
John Frantz, Fire Marshal  
Jason Grozier, Sergeant, Police Department  
Christopher Kiskeravage, Township Fire Commissioner

**AGENDA ITEM #1 - CALL TO ORDER**

The meeting was called to order at 7:00 p.m.

## **AGENDA ITEM #2 - APPROVAL OF MINUTES**

The minutes of September 13, 2021 were approved with a correction.

## **AGENDA ITEM #3 - OLD BUSINESS**

Chairman Yezerski inquired about the status of the Tri-Clover response box updates.

Chief Dorney indicated that the updates have not been completed. The Fire Commissioner will work on getting the updates implemented with the Lehigh County Communications Center.

Chief Hecklen indicated that the Station 50 Fire Police response box should be implemented shortly by the Communication Center.

## **AGENDA ITEM #4 – COURTESY OF THE FLOOR**

Ms. Monica Hodges inquired if the signs prohibiting truck traffic on Crackersport Road westbound into Upper Macungie Township have been installed. She has observed tractor trailers using this route.

The signs on Crackersport Road are in place but the signs on the 5185 Crackersport Road property have not been installed.

Mr. Frantz distributed the proposed meeting dates for the 2022 year. They are included as an attachment to these minutes.

## **AGENDA ITEM #5 - NEW BUSINESS**

### **A. Commissioner's Report**

None.

### **B. Fire Companies Report**

Chief Hecklen submitted the response report for Cetronia for the month of September 2021. It is included as an attachment to these minutes. Cetronia responded to fifty-eight calls for the month of September 2021.

Chief Garger submitted the response report via email for Greenawalds for the month of September 2021. It is included as an attachment to these

minutes. Greenawalds responded to thirty-nine calls for the month of September 2021 and four-hundred and thirty-seven calls year-to-date 2021.

Chief Neas submitted the response reports via email for Tri-Clover for the month of September 2021 and year-to-date 2021. They are included as attachments to these minutes. Tri-Clover responded to thirty calls for the month of September 2021 and two-hundred and forty calls year-to-date 2021.

Chief Search submitted the response report for Woodlawn for the month of September 2021. It is included as an attachment to these minutes. Woodlawn responded to fifty-seven calls for the month of September 2021.

### **C. Fire Commissioner Report**

Commissioner Kiskeravage reported that he has returned to work after an extended absence.

### **D. Emergency Management Team Report**

Mr. Frantz indicated that Coordinator Kelly was not able to be at the meeting but has provided him with his report.

Coordinator Kelly and Lehigh County Emergency Management personnel made a presentation to GEO Chemical's Worldwide Safety Team concerning what materials should be provided to local emergency management personnel by their facilities. Their personnel are going to contact Chief Garger to arrange for a walk-through of their South Whitehall Township facility.

Lehigh Valley Health Network recently updated their Emergency Operations Plan. He will provide the update to Mr. Frantz for dissemination to the Township emergency services.

The first Parkland Emergency Management Team meeting in almost two years was held last week. The meetings had been paused due to the Covid-19 pandemic. A copy of the updated contact information for the District will be disseminated.

### **E. Police Report**

Sergeant Grozier reported that the Police responded to one thousand and ten calls for the month of September 2021.

Chief Dorney reported that the citizen police academy is currently being held and has thirty-three participants.

## **F. Emergency Medical Services Report**

Chief Executive Officer Mateff reported that Cetronia responded to three-hundred and sixty-three calls for the month of September 2021. Three of those calls were handled by a mutual aid provider. Covid-19 related calls are averaging less than three per day. There are adequate supplies of personnel protective equipment for Cetronia staff.

## **G. Subdivision Review**

### **1. Building Addition 4815 Crackersport Road – Major Plan 2021-104**

Mr. Frantz indicated that the plan has been revised to include an on-site fire hydrant.

The Commission made no new recommendations to the plan.

### **2. Proposed Commercial Development 1810 PA Route 309 – Major Plan 2020-103**

Mr. Frantz indicated that this is the first submission of a full plan set for this project. The fire truck turning radius detail and an on-site fire hydrant are indicated in the plans. There are no on-site truck parking spaces indicated on the plan.

The Commission made no recommendations to the plan.

### **3. Ridge Farm – Major Plan 2017-101**

Mr. Frantz indicated that the emergency access collapsible bollards discussed at the last meeting are now shown on the plan.

Mr. Kennedy inquired as to if the changes made on the plans were specifically delineated in some fashion to make them more apparent to plan reviewers.

Mr. Frantz indicated that the changes were not specifically delineated and that this lack of delineation is common on most all plans received by the Township.

The Commission made the recommendation that future changes made to the plans be delineated in a fashion that they can be easily recognized by plan reviewers.

**AGENDA ITEM #6 - ADJOURNMENT**

The meeting was adjourned at 7:26 p.m.

ADOPTED THIS DATE:

ATTEST:

---

Secretary

---

Chairman

South Whitehall Township  
Public Safety Commission

2022 Meeting Dates

\*January 10  
February 7  
March 7  
April 4  
May 2  
June 6  
\*July 11  
August 1  
\*September 12  
October 3  
November 7  
December 5

All meetings start at 7:00 pm

\* Denotes evening other than the first Monday of the month

# Greenawalds Fire Company

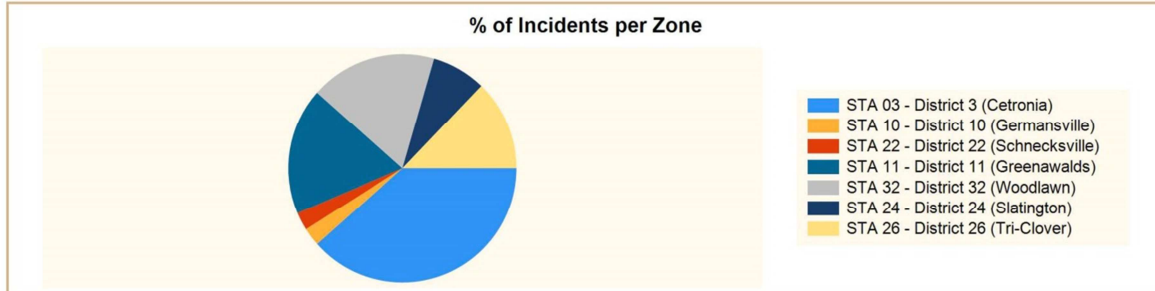
Allentown, PA

This report was generated on 10/4/2021 3:04:34 PM



## Count of Incidents by Incident Type per Zone

Incident Status: All | Start Date: 09/01/2021 | End Date: 09/30/2021




| INCIDENT TYPE  | # INCIDENTS | % of TOTAL |
|--|-------------|------------|
| <b>STA 03 - District 3 (Cetronia)</b>                      |             |            |
| 745 - Alarm system activation, no fire - unintentional     | 15          | 38.46%     |
| Zone: STA 03 - District 3 (Cetronia) Total Incident:       |             |            |
|  | 15          | 38.46%     |
| <b>STA 10 - District 10 (Germansville)</b>                 |             |            |
| 815 - Severe weather or natural disaster standby           | 1           | 2.56%      |
| Zone: STA 10 - District 10 (Germansville) Total Incident:  |             |            |
|  | 1           | 2.56%      |
| <b>STA 11 - District 11 (Greenawalds)</b>                  |             |            |
| 424 - Carbon monoxide incident                             | 1           | 2.56%      |
| 520 - Water problem, other                                 | 2           | 5.13%      |
| 551 - Assist police or other governmental agency           | 1           | 2.56%      |
| 553 - Public service                                       | 1           | 2.56%      |
| 571 - Cover assignment, standby, moveup                    | 1           | 2.56%      |
| 800 - Severe weather or natural disaster, other            | 1           | 2.56%      |
| Zone: STA 11 - District 11 (Greenawalds) Total Incident:   |             |            |
|  | 7           | 17.95%     |
| <b>STA 22 - District 22 (Schnecksville)</b>                |             |            |
| 111 - Building fire  | 1           | 2.56%      |
| Zone: STA 22 - District 22 (Schnecksville) Total Incident: |             |            |
|  | 1           | 2.56%      |
| <b>STA 24 - District 24 (Slatington)</b>                   |             |            |
| 111 - Building fire  | 3           | 7.69%      |
| Zone: STA 24 - District 24 (Slatington) Total Incident:    |             |            |
|  | 3           | 7.69%      |
| <b>STA 26 - District 26 (Tri-Clover)</b>                   |             |            |
| 150 - Outside rubbish fire, other                          | 1           | 2.56%      |
| 363 - Swift water rescue                                   | 1           | 2.56%      |
| 400 - Hazardous condition, other                           | 1           | 2.56%      |
| 551 - Assist police or other governmental agency           | 1           | 2.56%      |
| 745 - Alarm system activation, no fire - unintentional     | 1           | 2.56%      |
| Zone: STA 26 - District 26 (Tri-Clover) Total Incident:    |             |            |
|  | 5           | 12.82%     |

Report shows count of incidents for Status selected.

**EMERGENCY REPORTING**  
 emergencyreporting.com  
 Doc Id: 1390  
 Page # 1 of 2

| INCIDENT TYPE  | # INCIDENTS | % of TOTAL  |
|--|-------------|-------------|
| <b>STA 32 - District 32 (Woodlawn)</b>                 |             |             |
| 400 - Hazardous condition, other                       | 1           | 2.56%       |
| 444 - Power line down                                  | 1           | 2.56%       |
| 551 - Assist police or other governmental agency       | 1           | 2.56%       |
| 553 - Public service                                   | 1           | 2.56%       |
| 745 - Alarm system activation, no fire - unintentional | 3           | 7.69%       |
| Zone: STA 32 - District 32 (Woodlawn) Total Incident:  | 7           | 17.95%      |
| <b>TOTAL INCIDENTS FOR ALL ZONES:</b>                  | <b>39</b>   | <b>100%</b> |

Report shows count of incidents for Status selected.





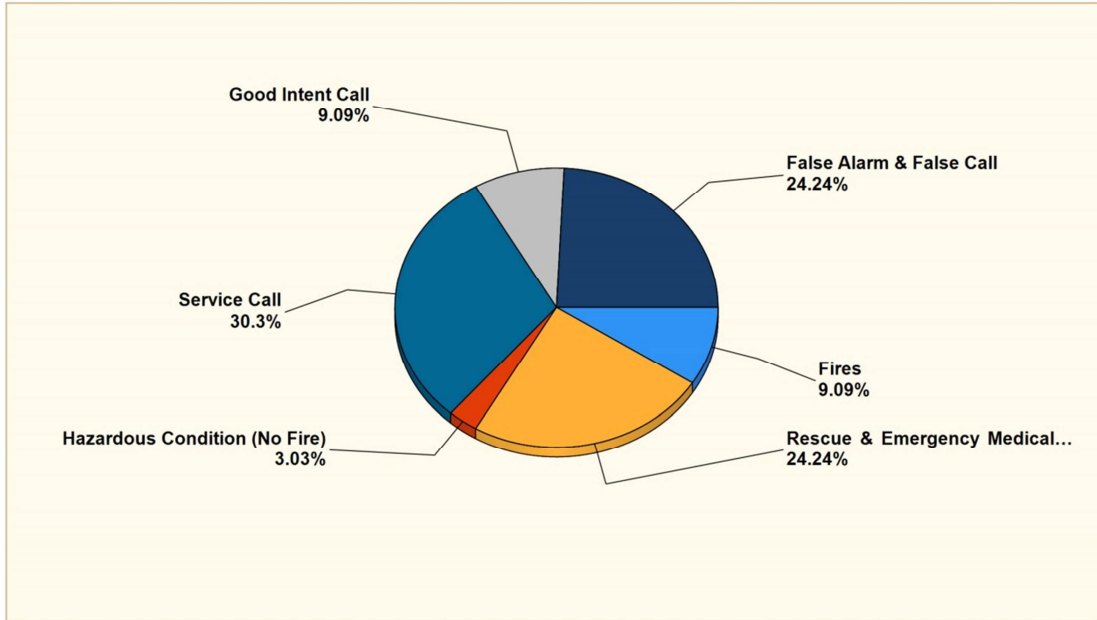
# Tri Clover Fire Company

Orefield, PA

This report was generated on 10/4/2021 4:17:57 PM

## Breakdown by Major Incident Types for Date Range

Zone(s): All Zones | Start Date: 09/01/2021 | End Date: 09/30/2021



| MAJOR INCIDENT TYPE                | # INCIDENTS | % of TOTAL  |
|------------------------------------|-------------|-------------|
| Fires                              | 3           | 9.09%       |
| Rescue & Emergency Medical Service | 8           | 24.24%      |
| Hazardous Condition (No Fire)      | 1           | 3.03%       |
| Service Call                       | 10          | 30.3%       |
| Good Intent Call                   | 3           | 9.09%       |
| False Alarm & False Call           | 8           | 24.24%      |
| <b>TOTAL</b>                       | <b>33</b>   | <b>100%</b> |

Only REVIEWED and/or LOCKED IMPORTED incidents are included. Summary results for a major incident type are not displayed if the count is zero.

| Detailed Breakdown by Incident Type                     |             |             |
|---|-------------|-------------|
| INCIDENT TYPE   | # INCIDENTS | % of TOTAL  |
| 111 - Building fire                                     | 1           | 3.03%       |
| 114 - Chimney or flue fire, confined to chimney or flue | 1           | 3.03%       |
| 132 - Road freight or transport vehicle fire            | 1           | 3.03%       |
| 311 - Medical assist, assist EMS crew                   | 3           | 9.09%       |
| 321 - EMS call, excluding vehicle accident with injury  | 2           | 6.06%       |
| 322 - Motor vehicle accident with injuries              | 2           | 6.06%       |
| 363 - Swift water rescue                                | 1           | 3.03%       |
| 445 - Arcing, shorted electrical equipment              | 1           | 3.03%       |
| 521 - Water evacuation                                  | 5           | 15.15%      |
| 550 - Public service assistance, other                  | 1           | 3.03%       |
| 551 - Assist police or other governmental agency        | 3           | 9.09%       |
| 561 - Unauthorized burning                              | 1           | 3.03%       |
| 611 - Dispatched & cancelled en route                   | 1           | 3.03%       |
| 622 - No incident found on arrival at dispatch address  | 1           | 3.03%       |
| 651 - Smoke scare, odor of smoke                        | 1           | 3.03%       |
| 735 - Alarm system sounded due to malfunction           | 3           | 9.09%       |
| 745 - Alarm system activation, no fire - unintentional  | 5           | 15.15%      |
| <b>TOTAL INCIDENTS:</b>                                 | <b>33</b>   | <b>100%</b> |

Only REVIEWED and/or LOCKED IMPORTED incidents are included. Summary results for a major incident type are not displayed if the count is zero.

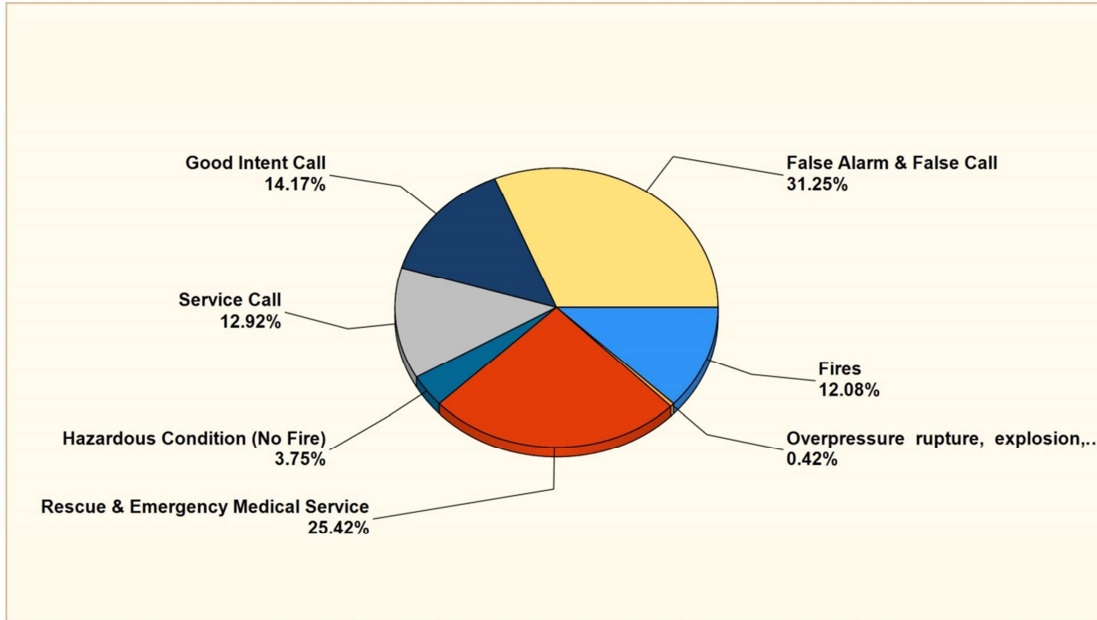
# Tri Clover Fire Company

Orefield, PA

This report was generated on 10/4/2021 4:19:50 PM

## Breakdown by Major Incident Types for Date Range

Zone(s): All Zones | Start Date: 01/01/2021 | End Date: 12/31/2021

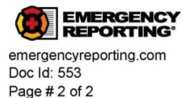


| MAJOR INCIDENT TYPE                                 | # INCIDENTS | % of TOTAL  |
|---|-------------|-------------|
| Fires   | 29          | 12.08%      |
| Overpressure rupture, explosion, overheat - no fire | 1           | 0.42%       |
| Rescue & Emergency Medical Service                  | 61          | 25.42%      |
| Hazardous Condition (No Fire)                       | 9           | 3.75%       |
| Service Call  | 31          | 12.92%      |
| Good Intent Call                                    | 34          | 14.17%      |
| False Alarm & False Call                            | 75          | 31.25%      |
| <b>TOTAL</b>  | <b>240</b>  | <b>100%</b> |

Only REVIEWED and/or LOCKED IMPORTED incidents are included. Summary results for a major incident type are not displayed if the count is zero.

| Detailed Breakdown by Incident Type                      |             |             |
|--|-------------|-------------|
| INCIDENT TYPE  | # INCIDENTS | % of TOTAL  |
| 111 - Building fire                                      | 16          | 6.67%       |
| 113 - Cooking fire, confined to container                | 1           | 0.42%       |
| 114 - Chimney or flue fire, confined to chimney or flue  | 3           | 1.25%       |
| 118 - Trash or rubbish fire, contained                   | 1           | 0.42%       |
| 130 - Mobile property (vehicle) fire, other              | 1           | 0.42%       |
| 132 - Road freight or transport vehicle fire             | 1           | 0.42%       |
| 142 - Brush or brush-and-grass mixture fire              | 5           | 2.08%       |
| 151 - Outside rubbish, trash or waste fire               | 1           | 0.42%       |
| 251 - Excessive heat, scorch burns with no ignition      | 1           | 0.42%       |
| 300 - Rescue, EMS incident, other                        | 4           | 1.67%       |
| 311 - Medical assist, assist EMS crew                    | 21          | 8.75%       |
| 321 - EMS call, excluding vehicle accident with injury   | 13          | 5.42%       |
| 322 - Motor vehicle accident with injuries               | 18          | 7.5%        |
| 323 - Motor vehicle/pedestrian accident (MV Ped)         | 1           | 0.42%       |
| 324 - Motor vehicle accident with no injuries.           | 1           | 0.42%       |
| 350 - Extrication, rescue, other                         | 1           | 0.42%       |
| 352 - Extrication of victim(s) from vehicle              | 1           | 0.42%       |
| 363 - Swift water rescue                                 | 1           | 0.42%       |
| 412 - Gas leak (natural gas or LPG)                      | 1           | 0.42%       |
| 421 - Chemical hazard (no spill or leak)                 | 1           | 0.42%       |
| 424 - Carbon monoxide incident                           | 1           | 0.42%       |
| 440 - Electrical wiring/equipment problem, other         | 1           | 0.42%       |
| 444 - Power line down                                    | 3           | 1.25%       |
| 445 - Arcing, shorted electrical equipment               | 1           | 0.42%       |
| 463 - Vehicle accident, general cleanup                  | 1           | 0.42%       |
| 511 - Lock-out   | 1           | 0.42%       |
| 521 - Water evacuation                                   | 5           | 2.08%       |
| 531 - Smoke or odor removal                              | 1           | 0.42%       |
| 542 - Animal rescue                                      | 1           | 0.42%       |
| 550 - Public service assistance, other                   | 1           | 0.42%       |
| 551 - Assist police or other governmental agency         | 15          | 6.25%       |
| 561 - Unauthorized burning                               | 4           | 1.67%       |
| 571 - Cover assignment, standby, moveup                  | 3           | 1.25%       |
| 600 - Good intent call, other                            | 2           | 0.83%       |
| 611 - Dispatched & cancelled en route                    | 23          | 9.58%       |
| 622 - No incident found on arrival at dispatch address   | 7           | 2.92%       |
| 651 - Smoke scare, odor of smoke                         | 2           | 0.83%       |
| 733 - Smoke detector activation due to malfunction       | 2           | 0.83%       |
| 735 - Alarm system sounded due to malfunction            | 25          | 10.42%      |
| 736 - CO detector activation due to malfunction          | 3           | 1.25%       |
| 743 - Smoke detector activation, no fire - unintentional | 3           | 1.25%       |
| 744 - Detector activation, no fire - unintentional       | 1           | 0.42%       |
| 745 - Alarm system activation, no fire - unintentional   | 41          | 17.08%      |
| <b>TOTAL INCIDENTS:</b>                                  | <b>240</b>  | <b>100%</b> |

Only REVIEWED and/or LOCKED IMPORTED incidents are included. Summary results for a major incident type are not displayed if the count is zero.



# Woodlawn Fire Department

Allentown, PA

This report was generated on 10/2/2021 11:24:31 PM



## Incident Type Count per Station for Date Range

Start Date: 09/01/2021 | End Date: 09/30/2021

| INCIDENT TYPE  | # INCIDENTS |
|--|-------------|
| <b>Station: 32 - WOODLAWN FIRE DEPARTMENT</b>            |             |
| 111 - Building fire                                      | 2           |
| 131 - Passenger vehicle fire                             | 1           |
| 132 - Road freight or transport vehicle fire             | 3           |
| 200 - Overpressure rupture, explosion, overheat other    | 1           |
| 320 - Emergency medical service, other                   | 1           |
| 321 - EMS call, excluding vehicle accident with injury   | 6           |
| 322 - Motor vehicle accident with injuries               | 4           |
| 323 - Motor vehicle/pedestrian accident (MV Ped)         | 1           |
| 341 - Search for person on land                          | 1           |
| 360 - Water & ice-related rescue, other                  | 5           |
| 400 - Hazardous condition, other                         | 1           |
| 411 - Gasoline or other flammable liquid spill           | 1           |
| 413 - Oil or other combustible liquid spill              | 1           |
| 444 - Power line down                                    | 1           |
| 463 - Vehicle accident, general cleanup                  | 1           |
| 521 - Water evacuation                                   | 1           |
| 551 - Assist police or other governmental agency         | 4           |
| 571 - Cover assignment, standby, moveup                  | 1           |
| 651 - Smoke scare, odor of smoke                         | 1           |
| 733 - Smoke detector activation due to malfunction       | 3           |
| 743 - Smoke detector activation, no fire - unintentional | 14          |
| 744 - Detector activation, no fire - unintentional       | 1           |
| 745 - Alarm system activation, no fire - unintentional   | 2           |
| <b># Incidents for 32 - Woodlawn Fire Department:</b>    | <b>57</b>   |

Only REVIEWED incidents included.

emergencyreporting.com  
Doc Id: 857  
Page # 1 of 2

# Cetronia Fire Dept.

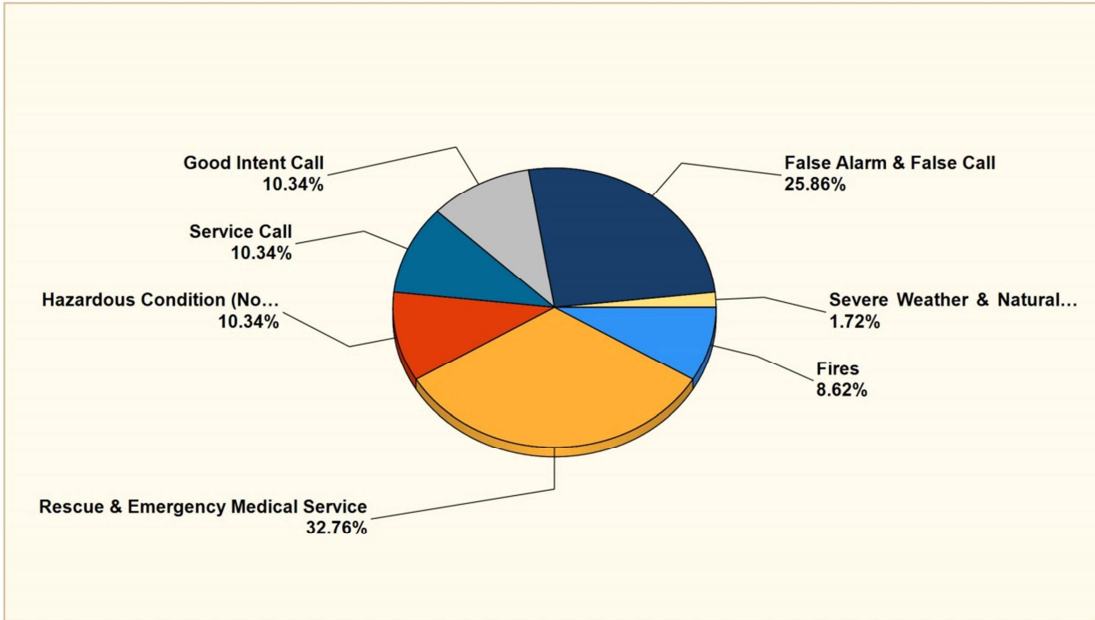
Allentown, PA

This report was generated on 10/12/2021 7:45:53 AM



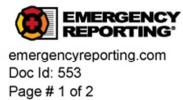
## Breakdown by Major Incident Types for Date Range

Zone(s): All Zones | Start Date: 09/01/2021 | End Date: 09/30/2021



| MAJOR INCIDENT TYPE                | # INCIDENTS | % of TOTAL  |
|------------------------------------|-------------|-------------|
| Fires                              | 5           | 8.62%       |
| Rescue & Emergency Medical Service | 19          | 32.76%      |
| Hazardous Condition (No Fire)      | 6           | 10.34%      |
| Service Call                       | 6           | 10.34%      |
| Good Intent Call                   | 6           | 10.34%      |
| False Alarm & False Call           | 15          | 25.86%      |
| Severe Weather & Natural Disaster  | 1           | 1.72%       |
| <b>TOTAL</b>                       | <b>58</b>   | <b>100%</b> |

Only REVIEWED and/or LOCKED IMPORTED incidents are included. Summary results for a major incident type are not displayed if the count is zero.



| Detailed Breakdown by Incident Type                      |             |             |
|--|-------------|-------------|
| INCIDENT TYPE  | # INCIDENTS | % of TOTAL  |
| 113 - Cooking fire, confined to container                | 1           | 1.72%       |
| 116 - Fuel burner/boiler malfunction, fire confined      | 1           | 1.72%       |
| 131 - Passenger vehicle fire                             | 2           | 3.45%       |
| 140 - Natural vegetation fire, other                     | 1           | 1.72%       |
| 311 - Medical assist, assist EMS crew                    | 16          | 27.59%      |
| 322 - Motor vehicle accident with injuries               | 2           | 3.45%       |
| 341 - Search for person on land                          | 1           | 1.72%       |
| 413 - Oil or other combustible liquid spill              | 4           | 6.9%        |
| 444 - Power line down                                    | 1           | 1.72%       |
| 445 - Arcing, shorted electrical equipment               | 1           | 1.72%       |
| 520 - Water problem, other                               | 1           | 1.72%       |
| 521 - Water evacuation                                   | 3           | 5.17%       |
| 552 - Police matter                                      | 1           | 1.72%       |
| 553 - Public service                                     | 1           | 1.72%       |
| 611 - Dispatched & cancelled en route                    | 5           | 8.62%       |
| 622 - No incident found on arrival at dispatch address   | 1           | 1.72%       |
| 733 - Smoke detector activation due to malfunction       | 4           | 6.9%        |
| 735 - Alarm system sounded due to malfunction            | 1           | 1.72%       |
| 740 - Unintentional transmission of alarm, other         | 1           | 1.72%       |
| 743 - Smoke detector activation, no fire - unintentional | 8           | 13.79%      |
| 745 - Alarm system activation, no fire - unintentional   | 1           | 1.72%       |
| 812 - Flood assessment                                   | 1           | 1.72%       |
| <b>TOTAL INCIDENTS:</b>                                  | <b>58</b>   | <b>100%</b> |

Only REVIEWED and/or LOCKED IMPORTED incidents are included. Summary results for a major incident type are not displayed if the count is zero.