

TOWNSHIP OF SOUTH WHITEHALL
LEHIGH COUNTY, PENNSYLVANIA

PUBLIC SAFETY COMMISSION

PUBLIC MEETING

MINUTES

August 2, 2021

A Public Meeting of the South Whitehall Township Public Safety Commission was held on the above date in the Township Municipal Building located at 4444 Walbert Avenue, Allentown, Lehigh County, Pennsylvania.

Members attending were:

Thomas Yezerski, Chairman
Andrew Garger, Chief, Greenawalds Fire Department
Jay Heicklen, Chief, Cetronia Fire Department
Jeff Kelly, Emergency Management Coordinator
David Kennedy, At Large Member
Robert Mateff, Interim Chief Executive Officer, Cetronia Ambulance Corp.
Brian Neas, Chief, Tri-Clover Fire Company
Barry Search, Chief, Woodlawn Fire Department
Michael Smith, At Large Member

Board of Commissioner Members attending were:

Diane Kelly

Others attending were:

None.

Township Staff attending were:

John Frantz, Fire Marshal
Jason Grozier, Patrol Officer, Police Department

AGENDA ITEM #1 - CALL TO ORDER

The meeting was called to order at 7:00 p.m.

AGENDA ITEM #2 - APPROVAL OF MINUTES

The minutes of July 12, 2021 were approved as submitted.

AGENDA ITEM #3 - OLD BUSINESS

Coordinator Kelly reported that he has submitted a draft of the power line safety information to the Chiefs and police for their review.

Chairman Yezerki inquired about the proposed bridge repair on Kernsville Road at the Jordan Creek in North Whitehall Township.

Chief Neas reported that the bridge is to be repaired and not replaced. PENNDOT has stated that the bridge will be completely closed to traffic during the work period, which is estimated to be from June to September 2023. The passenger vehicle detour will be utilizing Haasadahl Rd./Huckleberry Rd./PA Rt. 309 and the truck detour will utilize PA Rt. 100/I78/US Rt. 22/PA Rt. 309.

AGENDA ITEM #4 – COURTESY OF THE FLOOR

Ms. Monica Hodges inquired about the prohibition of truck traffic westbound on Crackersport Road from the Warehouse at 5185 Crackersport Road.

Mr. Frantz indicated that truck traffic is prohibited westbound on Crackersport from that building and that they are to head eastbound on Crackersport Road to Hausman Road.

Ms. Hodges provided a copy of the signage detail for the warehouse subdivision and questioned whether the signage is sufficient. She believes that the existence of truck servicing facilities on Blue Barn Road in Upper Macungie Township would invite trucks to violate the westbound Crackersport Road restriction in order to gain a more direct access to those facilities.

The members of the Commission reviewed the signage detail. It is requested that a sign indicating the Crackersport Road bridge weight restriction in Upper Macungie Township be posted with the no right turn sign at the driveway from the 5185 Crackersport warehouse onto Crackersport Road. Mr. Frantz will take this issue to the Township Planner.

AGENDA ITEM #5 - NEW BUSINESS

A. Commissioner's Report

None.

B. Fire Companies Report

Chief Heicklen submitted the response report for Cetronia for the month of July 2021. It is included as an attachment to these minutes. Cetronia responded to sixty calls for the month of July 2021 and three-hundred and ninety-eight calls year-to-date 2021.

Chief Garger reported that Greenawalds responded to fifty-eight calls for the month of July 2021 and three-hundred and two calls year-to-date 2021.

Chief Neas submitted the response reports via email for Tri-Clover for the month of July 2021 and year-to-date 2021. They are included as attachments to these minutes. Tri-Clover responded to twenty-seven calls for the month of July 2021 and one hundred and seventy-seven calls year-to-date 2021.

Chief Neas indicated that he has been attempting to change response box assignments for his district in the Township. This was to add additional South Whitehall units to responses, especially related to weekday, day-time, calls. He had submitted them to the Fire Commissioner over one year ago, but the changes have not been sent to Lehigh County Communication Center for implementation.

The Fire Chiefs indicated that the timely implementation of response box assignments is an issue that will be brought to the attention of Township Management.

The members of the Commission expressed their concern that the responsibilities of the Fire Commissioner are not being performed or delegated during his absence.

Chief Search submitted the response report for Woodlawn for the month of July 2021. It is included as an attachment to these minutes. Woodlawn responded to sixty-three calls for the month of July 2021.

C. Fire Commissioner Report

None.

D. Emergency Management Team Report

Coordinator Kelly indicated that the proposed outreach event for September 10, 2021 has been cancelled. The September 11 memorial event will be held at the Greenawalds Station.

Coordinator Kelly had contacted Commonwealth Representative Ryan Mackenzie concerning issues relate to Commonwealth fireworks laws. He encouraged that letters be sent to Commonwealth Representatives concerning the problems that the fireworks law creates.

Chief Garger will work on drafting a letter, to include input from the Police, regarding issues faced with the current fireworks laws. The final letter will be presented to the Board of Commissioners for their approval.

The table-top drill with the Parkland School District has been rescheduled for March 2022.

E. Police Report

Officer Grozier indicated that the Police responded to one thousand, two-hundred and fifty-nine calls for the month of July 2021.

The National Night Out event will be held at Covered Bridge Park on August 3, 2021.

Officer Grozier expressed his department's appreciation to the fire police that assisted in President Biden's recent visit to the Lehigh Valley.

F. Emergency Medical Services Report

Chief Executive Officer Mateff reported that Cetronia responded to two-hundred and eight-nine calls for the month of July 2021. Six of those calls were handled by mutual aid providers. Cetronia is not seeing an increase in Covid-related responses.

G. Subdivision Review

1. Building Addition 4815 Crackersport Road – Major Plan 2021-104

Mr. Frantz indicated that the new building is outside of the three-hundred foot radius of the existing fire hydrant on Crackersport Road. The new building is proposed to be provided with an underground fire water main for fire sprinkler system suppression of the new building.

The Commission made the recommendation that a SALDO compliant fire hydrant be provided.

2. Ridge Farm – Major Plan 2017-101

Mr. Frantz indicated that the only Public Safety Commission-related item added to the plan is a temporary cul-de-sac on Road H. This will be provided between the different phases of the project, while Road H is not installed in its final form.

The members of the Commission inquired as to how Township staff can tell what changes were made between the different plan submissions.

Mr. Frantz indicated that staff has to review the new plans and compare them to what they remember from previous plan submissions. There are no visual indications that delineate changes made between plan submissions. He double-checks that fire hydrant and fire apparatus turning radius' are maintained as per former versions of the plan.

The Commission approved the addition of the temporary cul-de-sac. It is further requested that new versions of the plan be included with a visual aid that indicates changes made to the new plans from the previous version of the plans.

H. Address Assignments

1. Parkland Bus Garages – Stadium Road

The Commission approved the assignment of 2667 Stadium Road for the west building and 2657 Stadium Road for the east building.

AGENDA ITEM #6 - ADJOURNMENT

The meeting was adjourned at 8:00 p.m.

ADOPTED THIS DATE:

ATTEST:

Secretary

Chairman

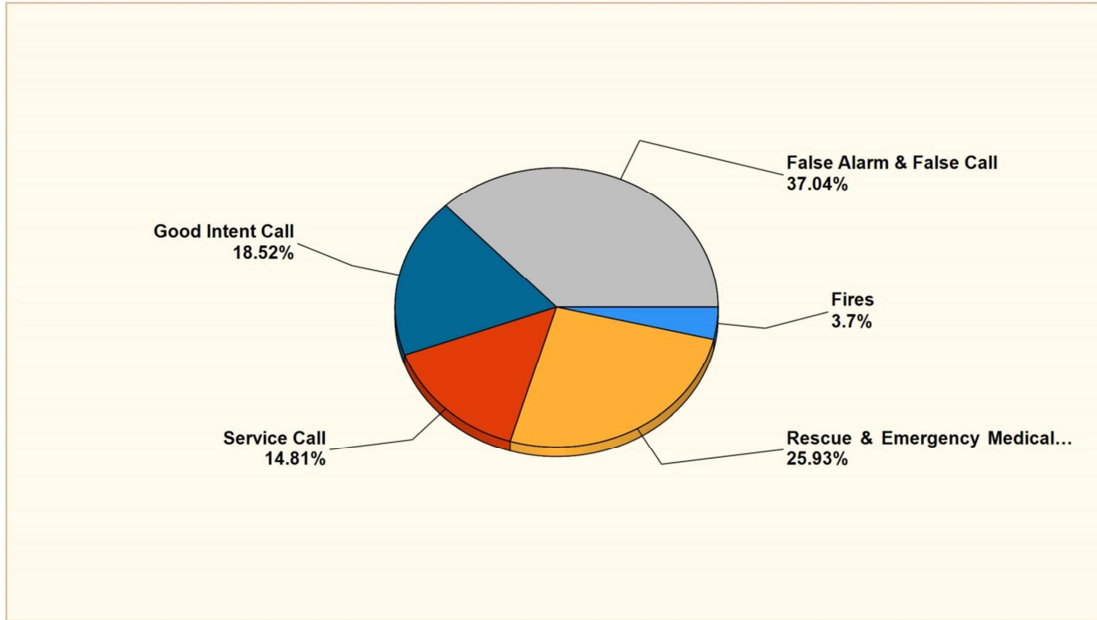
Tri Clover Fire Company

Orefield, PA

This report was generated on 8/1/2021 11:42:27 PM

Breakdown by Major Incident Types for Date Range

Zone(s): All Zones | Start Date: 07/01/2021 | End Date: 07/31/2021



MAJOR INCIDENT TYPE	# INCIDENTS	% of TOTAL
Fires	1	3.7%
Rescue & Emergency Medical Service	7	25.93%
Service Call	4	14.81%
Good Intent Call	5	18.52%
False Alarm & False Call	10	37.04%
TOTAL	27	100%

Only REVIEWED and/or LOCKED IMPORTED incidents are included. Summary results for a major incident type are not displayed if the count is zero.

Detailed Breakdown by Incident Type		
INCIDENT TYPE	# INCIDENTS	% of TOTAL
111 - Building fire	1	3.7%
300 - Rescue, EMS incident, other	1	3.7%
311 - Medical assist, assist EMS crew	2	7.41%
322 - Motor vehicle accident with injuries	4	14.81%
551 - Assist police or other governmental agency	3	11.11%
561 - Unauthorized burning	1	3.7%
611 - Dispatched & cancelled en route	3	11.11%
622 - No incident found on arrival at dispatch address	2	7.41%
733 - Smoke detector activation due to malfunction	1	3.7%
735 - Alarm system sounded due to malfunction	7	25.93%
745 - Alarm system activation, no fire - unintentional	2	7.41%
TOTAL INCIDENTS:	27	100%

Only REVIEWED and/or LOCKED IMPORTED incidents are included. Summary results for a major incident type are not displayed if the count is zero.

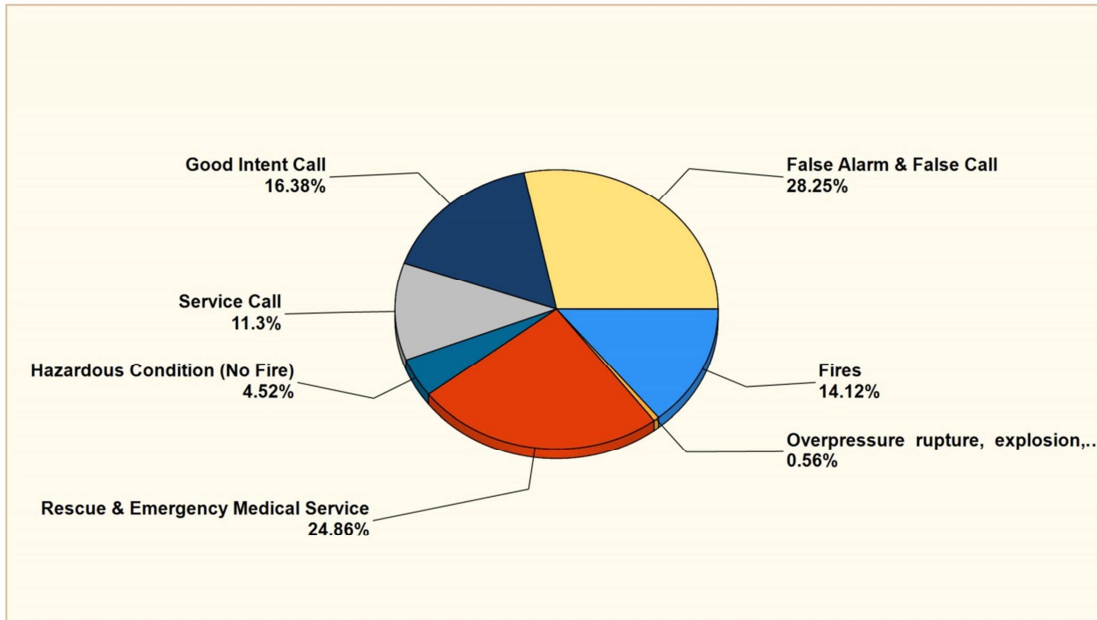
Tri Clover Fire Company

Orefield, PA

This report was generated on 8/1/2021 11:40:11 PM

Breakdown by Major Incident Types for Date Range

Zone(s): All Zones | Start Date: 01/01/2021 | End Date: 12/31/2021




MAJOR INCIDENT TYPE	# INCIDENTS	% of TOTAL
Fires	25	14.12%
Overpressure rupture, explosion, overhear - no fire	1	0.56%
Rescue & Emergency Medical Service	44	24.86%
Hazardous Condition (No Fire)	8	4.52%
Service Call	20	11.3%
Good Intent Call	29	16.38%
False Alarm & False Call	50	28.25%
TOTAL	177	100%

Only REVIEWED and/or LOCKED IMPORTED incidents are included. Summary results for a major incident type are not displayed if the count is zero.

Detailed Breakdown by Incident Type		
INCIDENT TYPE	# INCIDENTS	% of TOTAL
111 - Building fire	14	7.91%
113 - Cooking fire, confined to container	1	0.56%
114 - Chimney or flue fire, confined to chimney or flue	2	1.13%
118 - Trash or rubbish fire, contained	1	0.56%
130 - Mobile property (vehicle) fire, other	1	0.56%
142 - Brush or brush-and-grass mixture fire	5	2.82%
151 - Outside rubbish, trash or waste fire	1	0.56%
251 - Excessive heat, scorch burns with no ignition	1	0.56%
300 - Rescue, EMS incident, other	4	2.26%
311 - Medical assist, assist EMS crew	15	8.47%
321 - EMS call, excluding vehicle accident with injury	9	5.08%
322 - Motor vehicle accident with injuries	13	7.34%
324 - Motor vehicle accident with no injuries.	1	0.56%
350 - Extrication, rescue, other	1	0.56%
352 - Extrication of victim(s) from vehicle	1	0.56%
412 - Gas leak (natural gas or LPG)	1	0.56%
421 - Chemical hazard (no spill or leak)	1	0.56%
424 - Carbon monoxide incident	1	0.56%
440 - Electrical wiring/equipment problem, other	1	0.56%
444 - Power line down	3	1.69%
463 - Vehicle accident, general cleanup	1	0.56%
511 - Lock-out	1	0.56%
531 - Smoke or odor removal	1	0.56%
542 - Animal rescue	1	0.56%
551 - Assist police or other governmental agency	11	6.21%
561 - Unauthorized burning	3	1.69%
571 - Cover assignment, standby, moveup	3	1.69%
600 - Good intent call, other	2	1.13%
611 - Dispatched & cancelled en route	20	11.3%
622 - No incident found on arrival at dispatch address	6	3.39%
651 - Smoke scare, odor of smoke	1	0.56%
733 - Smoke detector activation due to malfunction	1	0.56%
735 - Alarm system sounded due to malfunction	18	10.17%
736 - CO detector activation due to malfunction	2	1.13%
743 - Smoke detector activation, no fire - unintentional	3	1.69%
744 - Detector activation, no fire - unintentional	1	0.56%
745 - Alarm system activation, no fire - unintentional	25	14.12%
TOTAL INCIDENTS:	177	100%

Only REVIEWED and/or LOCKED IMPORTED incidents are included. Summary results for a major incident type are not displayed if the count is zero.



Woodlawn Fire Department

Allentown, PA

This report was generated on 8/2/2021 9:08:56 AM



Incident Type Count per Station for Date Range

Start Date: 07/01/2021 | End Date: 07/31/2021

INCIDENT TYPE	# INCIDENTS
Station: 3 - CETRONIA FIRE DEPARTMENT	
730 - System malfunction, other	1

Incidents for 3 - Cetronia Fire Department: 1

Station: 32 - WOODLAWN FIRE DEPARTMENT	
111 - Building fire	9
131 - Passenger vehicle fire	3
135 - Aircraft fire	1
311 - Medical assist, assist EMS crew	4
321 - EMS call, excluding vehicle accident with injury	1
322 - Motor vehicle accident with injuries	1
352 - Extrication of victim(s) from vehicle	1
400 - Hazardous condition, other	1
422 - Chemical spill or leak	3
440 - Electrical wiring/equipment problem, other	1
461 - Building or structure weakened or collapsed	1
463 - Vehicle accident, general cleanup	1
481 - Attempt to burn	1
531 - Smoke or odor removal	1
551 - Assist police or other governmental agency	5
651 - Smoke scare, odor of smoke	1
710 - Malicious, mischievous false call, other	1
713 - Telephone, malicious false alarm	1
735 - Alarm system sounded due to malfunction	2
742 - Extinguishing system activation	1
743 - Smoke detector activation, no fire - unintentional	19
745 - Alarm system activation, no fire - unintentional	4

Incidents for 32 - Woodlawn Fire Department: 63

Only REVIEWED incidents included.



emergencyreporting.com

Doc Id: 857

Page # 1 of 1

Cetronia Fire Dept.

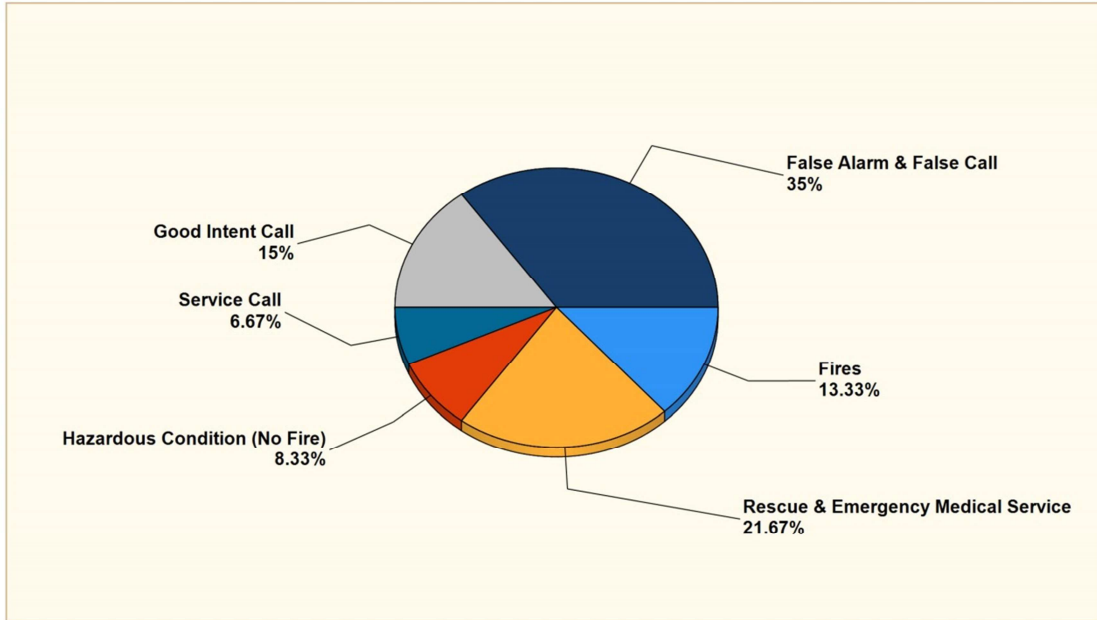
Allentown, PA

This report was generated on 8/17/2021 12:38:31 PM



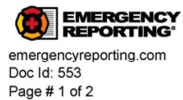
Breakdown by Major Incident Types for Date Range

Zone(s): All Zones | Start Date: 07/01/2021 | End Date: 07/31/2021



MAJOR INCIDENT TYPE	# INCIDENTS	% of TOTAL
Fires	8	13.33%
Rescue & Emergency Medical Service	13	21.67%
Hazardous Condition (No Fire)	5	8.33%
Service Call	4	6.67%
Good Intent Call	9	15%
False Alarm & False Call	21	35%
TOTAL	60	100%

Only REVIEWED and/or LOCKED IMPORTED incidents are included. Summary results for a major incident type are not displayed if the count is zero.



Detailed Breakdown by Incident Type		
INCIDENT TYPE	# INCIDENTS	% of TOTAL
111 - Building fire	1	1.67%
112 - Fires in structure other than in a building	1	1.67%
113 - Cooking fire, confined to container	3	5%
116 - Fuel burner/boiler malfunction, fire confined	1	1.67%
131 - Passenger vehicle fire	1	1.67%
140 - Natural vegetation fire, other	1	1.67%
311 - Medical assist, assist EMS crew	7	11.67%
322 - Motor vehicle accident with injuries	5	8.33%
352 - Extrication of victim(s) from vehicle	1	1.67%
411 - Gasoline or other flammable liquid spill	1	1.67%
413 - Oil or other combustible liquid spill	1	1.67%
440 - Electrical wiring/equipment problem, other	1	1.67%
442 - Overheated motor	1	1.67%
444 - Power line down	1	1.67%
552 - Police matter	2	3.33%
554 - Assist invalid	1	1.67%
571 - Cover assignment, standby, moveup	1	1.67%
600 - Good intent call, other	1	1.67%
611 - Dispatched & cancelled en route	8	13.33%
700 - False alarm or false call, other	1	1.67%
710 - Malicious, mischievous false call, other	2	3.33%
730 - System malfunction, other	1	1.67%
731 - Sprinkler activation due to malfunction	1	1.67%
733 - Smoke detector activation due to malfunction	2	3.33%
735 - Alarm system sounded due to malfunction	2	3.33%
743 - Smoke detector activation, no fire - unintentional	8	13.33%
745 - Alarm system activation, no fire - unintentional	4	6.67%
TOTAL INCIDENTS:	60	100%

Only REVIEWED and/or LOCKED IMPORTED incidents are included. Summary results for a major incident type are not displayed if the count is zero.