

**TOWNSHIP OF SOUTH WHITEHALL
LEHIGH COUNTY, PENNSYLVANIA**

PUBLIC SAFETY COMMISSION

PUBLIC MEETING

MINUTES

July 12, 2021

A Public Meeting of the South Whitehall Township Public Safety Commission was held on the above date in the Township Municipal Building located at 4444 Walbert Avenue, Allentown, Lehigh County, Pennsylvania.

Members attending were:

Thomas Yezerski, Chairman
Richard Snyder, Vice Chairman
Glen Dorney, Chief, Police Department
Andrew Garger, Chief, Greenawalds Fire Department
Jay Heicklen, Chief, Cetronia Fire Department
Jeff Kelly, Emergency Management Coordinator
David Kennedy, At Large Member
Barry Search, Chief, Woodlawn Fire Department
Michael Smith, At Large Member

Board of Commissioner Members attending were:

Diane Kelly

Others attending were:

David Tomcics, Assistant Chief, Tri-Clover Fire Company

Township Staff attending were:

Ricardo Diaz, Assistant Chief, Cetronia Fire Company
John Frantz, Fire Marshal
Jason Grozier, Patrol Officer, Police Department
Michael Sorrentino, Captain, Police Department

AGENDA ITEM #1 - CALL TO ORDER

The meeting was called to order at 7:09 p.m.

AGENDA ITEM #2 - APPROVAL OF MINUTES

The minutes of June 7, 2021 were approved with the addition of a resident traffic concern related to Chapmans Road.

AGENDA ITEM #3 - OLD BUSINESS

Chairman Yezerksi inquired about the status of traffic concerns related to Trexler Boulevard.

Chief Dorney indicated that the resident that brought the concern to the Commission was advised to bring the concern to the Board of Commissioners. This was due to the cost of performing a traffic study on Trexler Boulevard. Chief Dorney believes that the resident has not addressed the Board. The police will be installing a temporary speed display device on Trexler Boulevard shortly.

Chairman Yezerksi inquired if information has been placed on social media regarding power line safety hazards to the public during storms that damage power lines.

Coordinator Kelly indicated that he will develop information and forward it to Officer Grozier for inclusion in future Township social media posts.

AGENDA ITEM #4 – COURTESY OF THE FLOOR

Two residents from the 1900 block of North 20th street addressed the Commission regarding issues related to the discharge of fireworks in the Township. They are concerned about injuries and property damage caused by the discharge of fireworks throughout the Township. During Independence Day this year, their pool and vehicles were damaged by fireworks fallout.

Chief Dorney informed them that they should contact their Commonwealth legislators concerning the current fireworks laws. The laws passed a few years ago have exasperated fireworks issues. It is also difficult for the police to successfully address the issue as individuals who illegally discharge fireworks have to be caught in the act and be identified. Evidence such as videos that can be used to identify these individuals should be brought to the attention of the police.

In addition to the fireworks laws, the Township noise ordinance could be used as a tool to address the illegal discharge of fireworks.

AGENDA ITEM #5 - NEW BUSINESS

A. Commissioner's Report

Commissioner Kelly indicated that North Whitehall Township and PENNDOT are meeting to discuss work related to the Kernsville Road Bridge over the Jordan Creek. Detours related to the work may have an effect of Township roadways.

Assistant Chief Tomcics reported that Chief Neas and firefighter Val Strock, who also represents the Parkland School District, are involved in these meetings.

Commissioner Kelly extended appreciation to the emergency services for their efforts in a recent fire on Fairmont Street.

B. Fire Companies Report

Chief Heicklen submitted the response report via email for Cetronia for the month of June 2021. It is included as an attachment to these minutes. Cetronia responded to forty-nine calls for the month of June 2021.

The Chiefs indicated that they responded to a significant house fire on Fairmont Street. All residents of the house were not injured and the fire was contained to only one portion of the house due to successful suppression efforts by the fire departments.

Chief Garger submitted the response reports for Greenawalds for the month of June 2021 and year-to-date 2021. They are included as attachments to these minutes. Greenawalds responded to forty-one calls for the month of June 2021 and two-hundred and seventy-three calls year-to-date 2021..

Assistant Chief Tomcics submitted the response reports via email for Tri-Clover for the month of June 2021 and year-to-date 2021. They are included as attachments to these minutes. Tri-Clover responded to twenty-seven calls for the month of June 2021 and one hundred and sixty-three calls year-to-date 2021.

Chief Search reported that Woodlawn responded to fifty-two calls for the month of June 2021.

C. Fire Commissioner Report

None.

D. Emergency Management Team Report

Coordinator Kelly reported that the Arch Street Dam emergency notification procedure has been finalized. This included adding affected residents to the Lehigh County Code Red system.

In lieu of the Get Prepared Parkland event, the fire departments are looking to hold an event on September 10, 2021. Details of this event are being discussed.

The twenty-year anniversary of the September 11 attacks will be held at the Greenawalds Fire Station.

E. Police Report

Officer Grozier indicated that the Police responded to one thousand, one hundred and ninety-one calls for the month of June 2021 and seven-thousand, one hundred and fifty-five calls year-to date 2021.

The next crime watch meeting is scheduled for July 14, 2021, 6:30 pm, at Covered Bridge Park. Attendance numbers at the crime watch meetings have been growing.

Applications for the Citizen's Police Academy are due by July 15, 2021.

National Night Out will be held on August 3, 2021, from 5:00 pm to 8:00 pm, at Covered Bridge Park. This year's event will feature a corn hole tournament and a Billy Joel cover band.

The Basic Youth Academy was just completed. This was held in conjunction with the Whitehall Police Department.

The Advanced Youth Academy will be held in conjunction with LCTI on August 10 to August 13, 2021.

Chief Hecklen indicated that he has witnessed an increase in dirt bike and ATV use on Township roadways.

Chief Dorney indicated that this problem has existed for years in the City of Allentown and recently has become more prevalent in the Township. It is difficult for police to stop these vehicles and identify their drivers.

F. Emergency Medical Services Report

Chief Executive Officer Mateff reported via email that Cetronia responded to three-hundred and ninety-three calls for the month of June 2021. Four of those calls were handled by mutual aid providers.

Call volume continues to rise as more people are on the move. Cetronia is continuing to improve their emergency responder rehab service including ordering a commercial refrigerator and freezer to store ice and cold drinks for emergency response scenes.

G. Subdivision Review

1. Woodlawn Fire Company Truck Port – Waiver 2021-702

The Commission made no recommendations to the plan.

2. Kratzer Elementary School – Major Plan 2021-103

Mr. Frantz indicated he initially made the wrong determination that a SALDO compliant fire hydrant was not provided. The distance from the fire hydrant near the intersection of Whitehall Avenue and Latta Street was subsequently verified to meet the SALDO fire hydrant distance requirement.

The Commission made no recommendations to the plan.

3. Skilled Nursing Addition for Cedarbrook Senior Care – Major Plan 2020-108

Mr. Frantz indicated that there was an addition of a right turn out-only driveway between the current Cedarbrook entrance and the Cedarview Apartments property. This driveway is shown as meeting the fire apparatus turning radius details.

The Commission made no recommendations to the plan.

4. 3810 & 3830 Huckleberry Road – Waiver 2021-703

The Commission made no recommendations to the plan.

H. Address Assignments

None.

AGENDA ITEM #6 - ADJOURNMENT

The meeting was adjourned at 7:57 p.m.

ADOPTED THIS DATE:

ATTEST:

Secretary

Chairman

Cetronia Fire Dept.

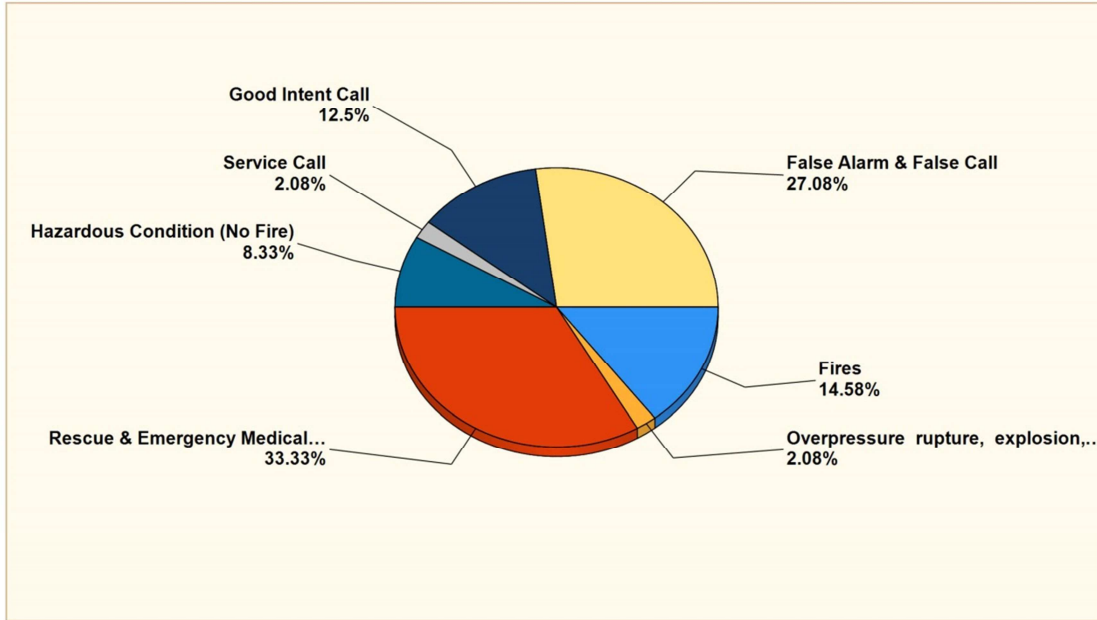
Allentown, PA

This report was generated on 7/15/2021 4:35:34 PM




Breakdown by Major Incident Types for Date Range

Zone(s): All Zones | Start Date: 06/01/2021 | End Date: 06/30/2021



MAJOR INCIDENT TYPE	# INCIDENTS	% of TOTAL
Fires	7	14.58%
Overpressure rupture, explosion, overheating - no fire	1	2.08%
Rescue & Emergency Medical Service	16	33.33%
Hazardous Condition (No Fire)	4	8.33%
Service Call	1	2.08%
Good Intent Call	6	12.5%
False Alarm & False Call	13	27.08%
TOTAL	48	100%

Only REVIEWED and/or LOCKED IMPORTED incidents are included. Summary results for a major incident type are not displayed if the count is zero.



Detailed Breakdown by Incident Type		
INCIDENT TYPE	# INCIDENTS	% of TOTAL
111 - Building fire	1	2.08%
113 - Cooking fire, confined to container	4	8.33%
118 - Trash or rubbish fire, contained	2	4.17%
211 - Overpressure rupture of steam pipe or pipeline	1	2.08%
311 - Medical assist, assist EMS crew	13	27.08%
322 - Motor vehicle accident with injuries	2	4.17%
341 - Search for person on land	1	2.08%
413 - Oil or other combustible liquid spill	2	4.17%
422 - Chemical spill or leak	1	2.08%
444 - Power line down	1	2.08%
551 - Assist police or other governmental agency	1	2.08%
600 - Good intent call, other	2	4.17%
611 - Dispatched & cancelled en route	4	8.33%
730 - System malfunction, other	1	2.08%
733 - Smoke detector activation due to malfunction	3	6.25%
735 - Alarm system sounded due to malfunction	1	2.08%
736 - CO detector activation due to malfunction	1	2.08%
740 - Unintentional transmission of alarm, other	1	2.08%
741 - Sprinkler activation, no fire - unintentional	1	2.08%
743 - Smoke detector activation, no fire - unintentional	3	6.25%
745 - Alarm system activation, no fire - unintentional	2	4.17%
TOTAL INCIDENTS:	48	100%

Only REVIEWED and/or LOCKED IMPORTED incidents are included. Summary results for a major incident type are not displayed if the count is zero.

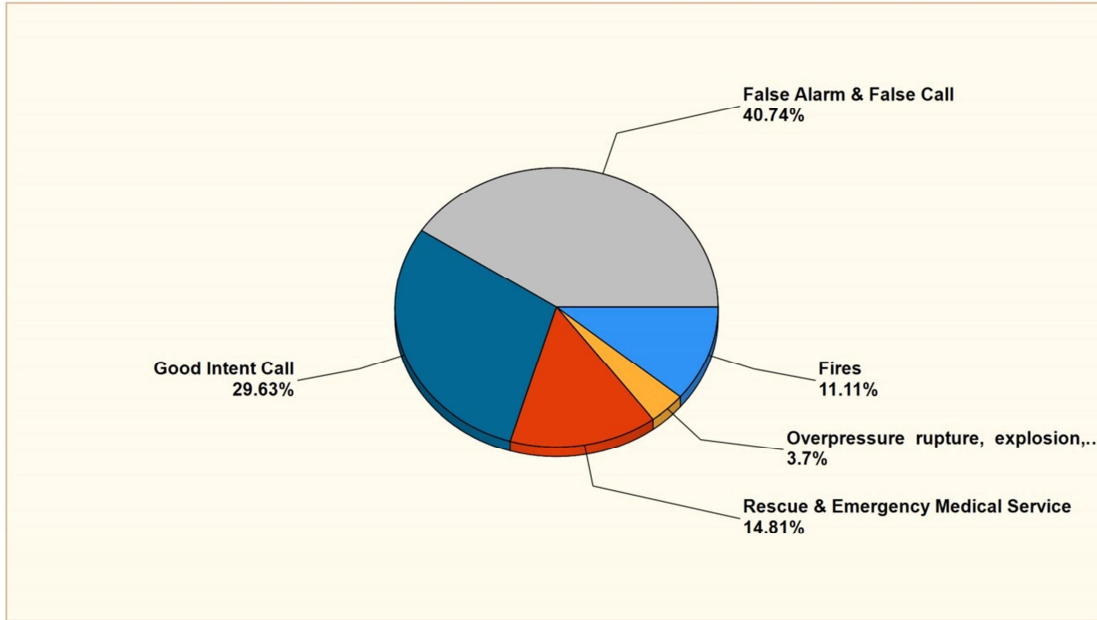
Tri Clover Fire Company

Orefield, PA

This report was generated on 7/19/2021 5:03:11 PM

Breakdown by Major Incident Types for Date Range

Zone(s): All Zones | Start Date: 06/01/2021 | End Date: 06/30/2021



MAJOR INCIDENT TYPE	# INCIDENTS	% of TOTAL
Fires	3	11.11%
Overpressure rupture, explosion, overheat - no fire	1	3.7%
Rescue & Emergency Medical Service	4	14.81%
Good Intent Call	8	29.63%
False Alarm & False Call	11	40.74%
TOTAL	27	100%

Only REVIEWED and/or LOCKED IMPORTED incidents are included. Summary results for a major incident type are not displayed if the count is zero.

Detailed Breakdown by Incident Type		
INCIDENT TYPE	# INCIDENTS	% of TOTAL
111 - Building fire	1	3.7%
130 - Mobile property (vehicle) fire, other	1	3.7%
151 - Outside rubbish, trash or waste fire	1	3.7%
251 - Excessive heat, scorch burns with no ignition	1	3.7%
311 - Medical assist, assist EMS crew	1	3.7%
321 - EMS call, excluding vehicle accident with injury	3	11.11%
611 - Dispatched & cancelled en route	5	18.52%
622 - No incident found on arrival at dispatch address	2	7.41%
651 - Smoke scare, odor of smoke	1	3.7%
735 - Alarm system sounded due to malfunction	2	7.41%
736 - CO detector activation due to malfunction	1	3.7%
743 - Smoke detector activation, no fire - unintentional	2	7.41%
745 - Alarm system activation, no fire - unintentional	6	22.22%
TOTAL INCIDENTS:	27	100%

Only REVIEWED and/or LOCKED IMPORTED incidents are included. Summary results for a major incident type are not displayed if the count is zero.

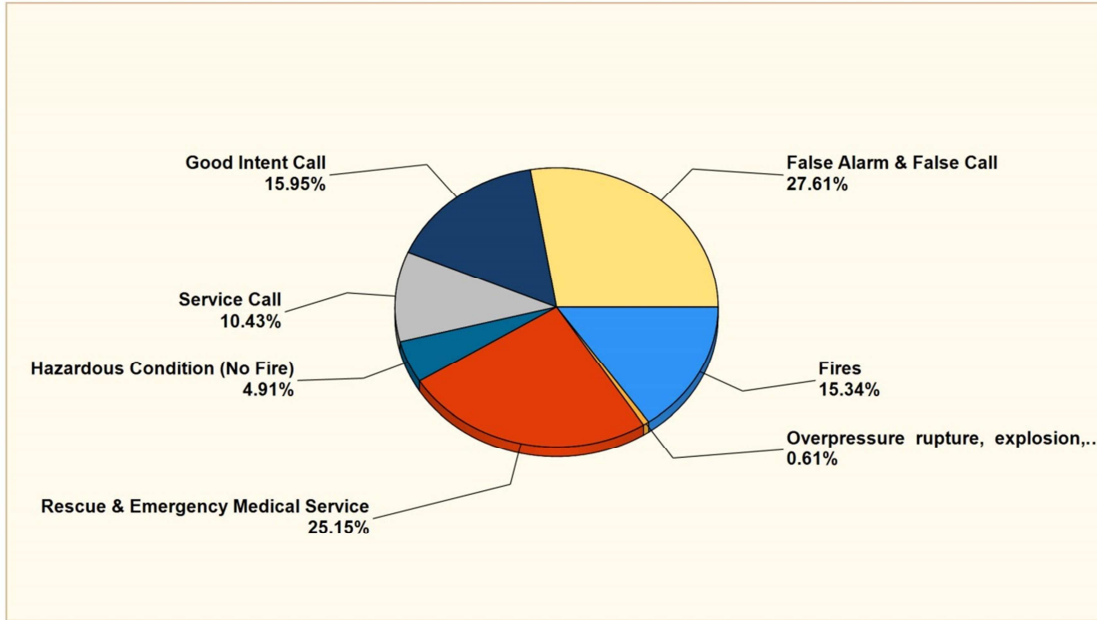
Tri Clover Fire Company

Orefield, PA

This report was generated on 7/19/2021 5:04:03 PM

Breakdown by Major Incident Types for Date Range

Zone(s): All Zones | Start Date: 01/01/2021 | End Date: 12/31/2021




MAJOR INCIDENT TYPE	# INCIDENTS	% of TOTAL
Fires	25	15.34%
Overpressure rupture, explosion, overhear - no fire	1	0.61%
Rescue & Emergency Medical Service	41	25.15%
Hazardous Condition (No Fire)	8	4.91%
Service Call	17	10.43%
Good Intent Call	26	15.95%
False Alarm & False Call	45	27.61%
TOTAL	163	100%

Only REVIEWED and/or LOCKED IMPORTED incidents are included. Summary results for a major incident type are not displayed if the count is zero.

Detailed Breakdown by Incident Type		
INCIDENT TYPE	# INCIDENTS	% of TOTAL
111 - Building fire	14	8.59%
113 - Cooking fire, confined to container	1	0.61%
114 - Chimney or flue fire, confined to chimney or flue	2	1.23%
118 - Trash or rubbish fire, contained	1	0.61%
130 - Mobile property (vehicle) fire, other	1	0.61%
142 - Brush or brush-and-grass mixture fire	5	3.07%
151 - Outside rubbish, trash or waste fire	1	0.61%
251 - Excessive heat, scorch burns with no ignition	1	0.61%
300 - Rescue, EMS incident, other	4	2.45%
311 - Medical assist, assist EMS crew	14	8.59%
321 - EMS call, excluding vehicle accident with injury	9	5.52%
322 - Motor vehicle accident with injuries	11	6.75%
324 - Motor vehicle accident with no injuries.	1	0.61%
350 - Extrication, rescue, other	1	0.61%
352 - Extrication of victim(s) from vehicle	1	0.61%
412 - Gas leak (natural gas or LPG)	1	0.61%
421 - Chemical hazard (no spill or leak)	1	0.61%
424 - Carbon monoxide incident	1	0.61%
440 - Electrical wiring/equipment problem, other	1	0.61%
444 - Power line down	3	1.84%
463 - Vehicle accident, general cleanup	1	0.61%
511 - Lock-out	1	0.61%
531 - Smoke or odor removal	1	0.61%
542 - Animal rescue	1	0.61%
551 - Assist police or other governmental agency	9	5.52%
561 - Unauthorized burning	2	1.23%
571 - Cover assignment, standby, moveup	3	1.84%
600 - Good intent call, other	2	1.23%
611 - Dispatched & cancelled en route	18	11.04%
622 - No incident found on arrival at dispatch address	5	3.07%
651 - Smoke scare, odor of smoke	1	0.61%
733 - Smoke detector activation due to malfunction	1	0.61%
735 - Alarm system sounded due to malfunction	14	8.59%
736 - CO detector activation due to malfunction	2	1.23%
743 - Smoke detector activation, no fire - unintentional	3	1.84%
744 - Detector activation, no fire - unintentional	1	0.61%
745 - Alarm system activation, no fire - unintentional	24	14.72%
TOTAL INCIDENTS:	163	100%

Only REVIEWED and/or LOCKED IMPORTED incidents are included. Summary results for a major incident type are not displayed if the count is zero.



Greenawalds Fire Company

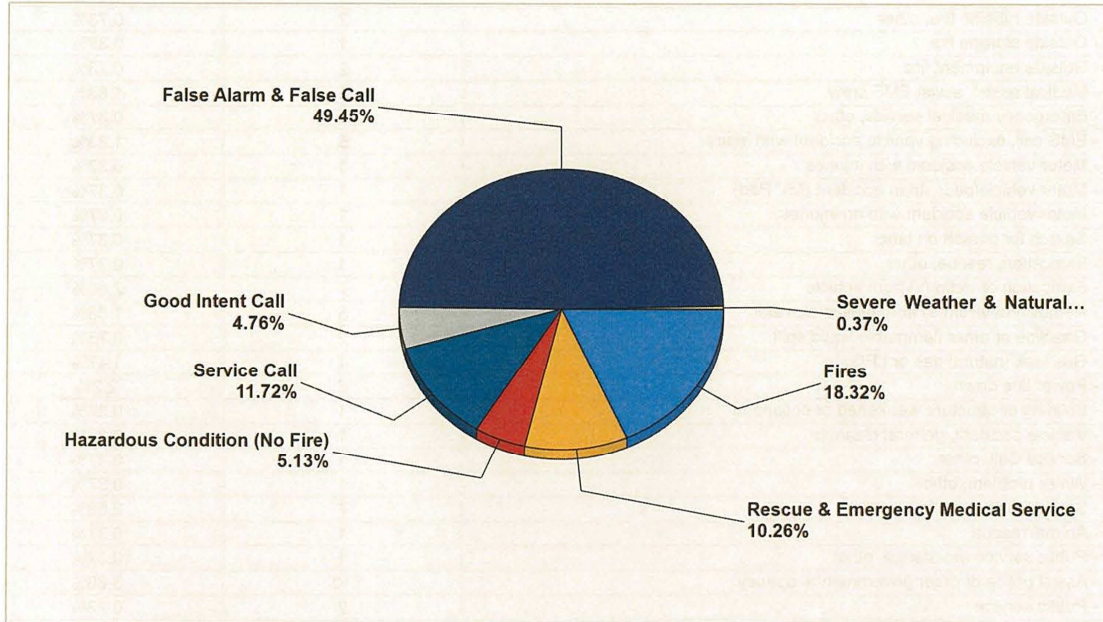
Allentown, PA

This report was generated on 7/12/2021 6:25:50 PM



Breakdown by Major Incident Types for Date Range

Zone(s): All Zones | Start Date: 01/01/2021 | End Date: 06/30/2021



MAJOR INCIDENT TYPE	# INCIDENTS	% of TOTAL	
Fires	50	18.32%	-25%
Rescue & Emergency Medical Service	28	10.26%	+27%
Hazardous Condition (No Fire)	14	5.13%	-17%
Service Call	32	11.72%	+33%
Good Intent Call	13	4.76%	+55%
False Alarm & False Call	135	49.45%	+25%
Severe Weather & Natural Disaster	1	0.37%	N/C
TOTAL	273	100%	+13%

Only REVIEWED and/or LOCKED IMPORTED incidents are included. Summary results for a major incident type are not displayed if the count is zero.

Detailed Breakdown by Incident Type		
INCIDENT TYPE	# INCIDENTS	% of TOTAL
111 - Building fire	34	12.45%
113 - Cooking fire, confined to container	4	1.47%
114 - Chimney or flue fire, confined to chimney or flue	2	0.73%
118 - Trash or rubbish fire, contained	1	0.37%
142 - Brush or brush-and-grass mixture fire	4	1.47%
150 - Outside rubbish fire, other	2	0.73%
161 - Outside storage fire	1	0.37%
162 - Outside equipment fire	2	0.73%
311 - Medical assist, assist EMS crew	5	1.83%
320 - Emergency medical service, other	1	0.37%
321 - EMS call, excluding vehicle accident with injury	5	1.83%
322 - Motor vehicle accident with injuries	1	0.37%
323 - Motor vehicle/pedestrian accident (MV Ped)	1	0.37%
324 - Motor vehicle accident with no injuries.	1	0.37%
341 - Search for person on land	1	0.37%
350 - Extrication, rescue, other	1	0.37%
352 - Extrication of victim(s) from vehicle	7	2.56%
353 - Removal of victim(s) from stalled elevator	5	1.83%
411 - Gasoline or other flammable liquid spill	2	0.73%
412 - Gas leak (natural gas or LPG)	4	1.47%
444 - Power line down	6	2.2%
461 - Building or structure weakened or collapsed	1	0.37%
463 - Vehicle accident, general cleanup	1	0.37%
500 - Service Call, other	1	0.37%
520 - Water problem, other	1	0.37%
531 - Smoke or odor removal	7	2.56%
542 - Animal rescue	1	0.37%
550 - Public service assistance, other	1	0.37%
551 - Assist police or other governmental agency	10	3.66%
553 - Public service	2	0.73%
571 - Cover assignment, standby, moveup	9	3.3%
600 - Good intent call, other	3	1.1%
611 - Dispatched & cancelled en route	7	2.56%
651 - Smoke scare, odor of smoke	3	1.1%
733 - Smoke detector activation due to malfunction	2	0.73%
735 - Alarm system sounded due to malfunction	3	1.1%
736 - CO detector activation due to malfunction	1	0.37%
743 - Smoke detector activation, no fire - unintentional	10	3.66%
745 - Alarm system activation, no fire - unintentional	119	43.59%
800 - Severe weather or natural disaster, other	1	0.37%
TOTAL INCIDENTS:	273	100%

Only REVIEWED and/or LOCKED IMPORTED incidents are included. Summary results for a major incident type are not displayed if the count is zero.



Greenawalds Fire Company

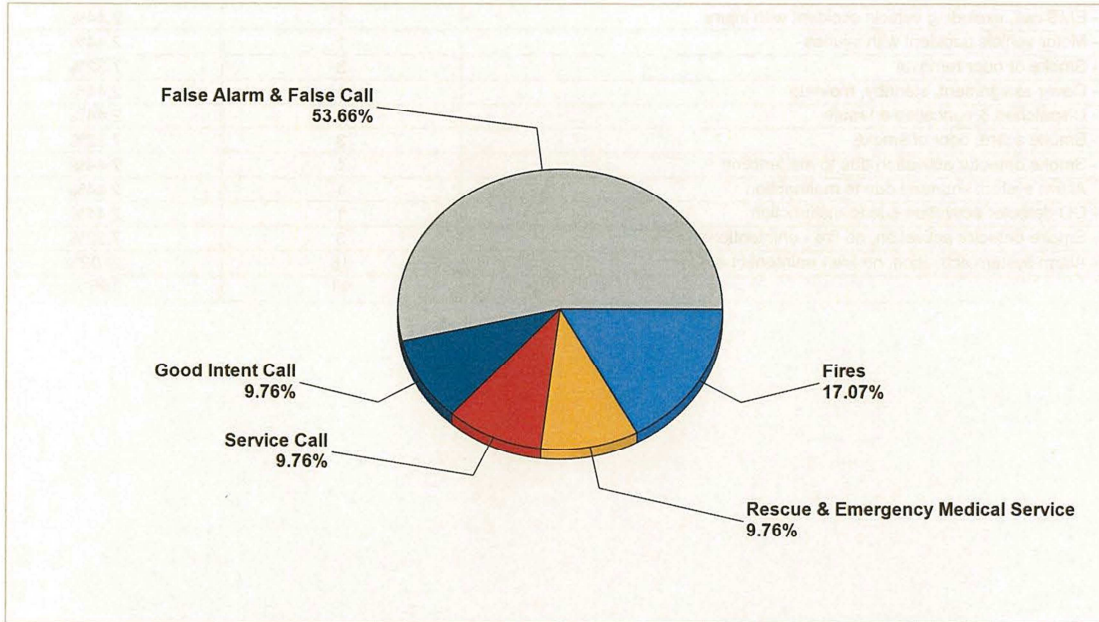
Allentown, PA

This report was generated on 7/12/2021 6:24:48 PM



Breakdown by Major Incident Types for Date Range

Zone(s): All Zones | Start Date: 06/01/2021 | End Date: 06/30/2021



MAJOR INCIDENT TYPE	# INCIDENTS	% of TOTAL	
Fires	7	17.07%	- 12.5%
Rescue & Emergency Medical Service	4	9.76%	+ 300%
Service Call	4	9.76%	- 20%
Good Intent Call	4	9.76%	+ 300%
False Alarm & False Call	22	53.66%	- 4%
TOTAL	41	100%	+ 8%

Only REVIEWED and/or LOCKED IMPORTED incidents are included. Summary results for a major incident type are not displayed if the count is zero.



Detailed Breakdown by Incident Type		
INCIDENT TYPE	# INCIDENTS	% of TOTAL
111 - Building fire	4	9.76%
113 - Cooking fire, confined to container	1	2.44%
142 - Brush or brush-and-grass mixture fire	1	2.44%
161 - Outside storage fire	1	2.44%
311 - Medical assist, assist EMS crew	2	4.88%
321 - EMS call, excluding vehicle accident with injury	1	2.44%
322 - Motor vehicle accident with injuries	1	2.44%
531 - Smoke or odor removal	3	7.32%
571 - Cover assignment, standby, moveup	1	2.44%
611 - Dispatched & cancelled en route	1	2.44%
651 - Smoke scare, odor of smoke	3	7.32%
733 - Smoke detector activation due to malfunction	1	2.44%
735 - Alarm system sounded due to malfunction	1	2.44%
736 - CO detector activation due to malfunction	1	2.44%
743 - Smoke detector activation, no fire - unintentional	3	7.32%
745 - Alarm system activation, no fire - unintentional	16	39.02%
TOTAL INCIDENTS:	41	100%

Only REVIEWED and/or LOCKED IMPORTED incidents are included. Summary results for a major incident type are not displayed if the count is zero.