

TOWNSHIP OF SOUTH WHITEHALL
LEHIGH COUNTY, PENNSYLVANIA

PUBLIC SAFETY COMMISSION

PUBLIC MEETING

MINUTES

June 7, 2021

A Public Meeting of the South Whitehall Township Public Safety Commission was held on the above date in the Township Municipal Building located at 4444 Walbert Avenue, Allentown, Lehigh County, Pennsylvania.

Members attending were:

Richard Snyder, Vice Chairman
Glen Dorney, Chief, Police Department
Andrew Garger, Chief, Greenawalds Fire Department
Jay Heicklen, Chief, Cetronia Fire Department
Jeff Kelly, Emergency Management Coordinator
David Kennedy, At Large Member
Robert Mateff, Interim Chief Executive Officer, Cetronia Ambulance Corp.
Barry Search, Chief, Woodlawn Fire Department

Board of Commissioner Members attending were:

Diane Kelly
Michael Wolk

Others attending were:

Chris Mariner, Assistant Chief, Woodlawn Fire Department
Chad McCauley, Assistant Chief, Tri-Clover Fire Company
Richard Tice, Assistant Chief, Woodlawn Fire Department

Township Staff attending were:

John Frantz, Fire Marshal
Jason Grozier, Patrol Officer, Police Department
Michael Sorrentino, Captain, Police Department

AGENDA ITEM #1 - CALL TO ORDER

The meeting was called to order at 7:01 p.m.

AGENDA ITEM #2 - APPROVAL OF MINUTES

The minutes of May 3, 2021 were approved as submitted.

AGENDA ITEM #3 - OLD BUSINESS

None.

AGENDA ITEM #4 – COURTESY OF THE FLOOR

A. Trexler Boulevard Safety Concerns

Mr. David Stever presented a concern related to safety issues on Trexler Boulevard. He indicated that the road is narrow to the point where pedestrian safety becomes a concern, especially where two vehicles need to pass each other in opposite directions. Vehicles seem to exceed the posted speed limit on the road. He also questioned as to if a stop sign or speed bump could be installed on Trexler Boulevard to slow traffic.

Chief Dorney indicated that the police department has performed speed timing on Trexler Boulevard. It is difficult for them to do this due to the constraints of the speed tracking system used by the Department. Installation of a stop sign could only be performed after completion of a traffic study. The Township does not install speed bumps on Township roads as it presents problems related to the public works department maintenance of the roads.

Chief Dorney will check to see if a traffic study has been performed previously on Trexler Boulevard.

B. Traffic Concern – Chapmans Road at Grammes Road

Mrs. Monica Hodges inquired about safety concerns regarding the curve on Chapmans Road near the intersection of Grammes Road. With the increase in truck traffic expected to occur with the opening of new warehouses in the area, this curve presents on that is difficult for trucks to navigate while staying in their lane of travel.

Mr. Frantz indicated that this curve is to be rebuilt as part of an upcoming warehouse project. This will help to improve the conditions for truck traffic.

AGENDA ITEM #5 - NEW BUSINESS

A. Commissioner's Report

None.

B. Fire Companies Report

Chief Heicklen submitted the response report for Cetronia for the month of May 2021. It is included as an attachment to these minutes. Cetronia responded to sixty-six calls for the month of May 2021.

The fire departments responded to several motor vehicle accidents with rescue in May. The south side of the Township was also hit hard by a thunder storm on May 26, 2021. This resulted in damage to trees, power lines, and houses.

The fire departments noticed that residents came out of their homes after the storm and were walking around area where there were downed power lines.

Officer Grozier indicated that he can write up a new release related to the dangers experienced after storms and can disseminate it to the community.

Coordinator Kelly sent photos of the damage to the National Weather Service. They indicated that the damage was caused by straight-line winds around seventy miles per hour.

Chief Garger submitted the response report via email for Greenawalds for the month of May 2021. It is included as an attachment to these minutes. Greenawalds responded to sixty calls for the month of May 2021.

Assistant Chief McCauley submitted the response reports via email for Tri-Clover for the month of May 2021 and year-to-date 2021. They are included as attachments to these minutes. Tri-Clover responded to twenty-two calls for the month of May 2021 and one hundred and twenty-three calls year-to-date 2021.

Chief Search reported that Woodlawn responded to fifty-eight calls for the month of May 2021.

C. Fire Commissioner Report

None.

D. Emergency Management Team Report

Coordinator Kelly indicated that the phone notification system for the Arch Street Dam is being established.

E. Police Report

Officer Grozier reported that the Police responded to one thousand and fifty-three calls for the month of May 2021 and five-thousand, seven-hundred and thirty-six calls year-to-date 2021.

The police are taking application for the advanced youth police academy and the citizen's police academy.

F. Emergency Medical Services Report

Chief Executive Officer Mateff reported that Cetronia responded to two-hundred and seventy calls for the month of May 2021. One of those calls was handled a mutual aid provider.

Call volume has been increasing, partly due to the opening of Dorney Park.

Cetronia is not having issues obtaining EMS supplies, however, the price of the supplies has risen approximately forty percent.

G. Subdivision Review

A. Ridge Farm – Major Plan 2017-101

Mr. Frantz indicated that the only change from the previously reviewed plan was a plan detailing the specific traffic calming measures to be provided on Chalmette Road. The details of additional signage, crosswalks, and curb cuts are consistent with that presented previously in concept only.

The Commission made no new recommendations to the plan.

H. Address Assignments

None.

AGENDA ITEM #6 - ADJOURNMENT

The meeting was adjourned at 7:31 p.m.

ADOPTED THIS DATE:

ATTEST:

Secretary

Chairman

Cetronia Fire Dept.

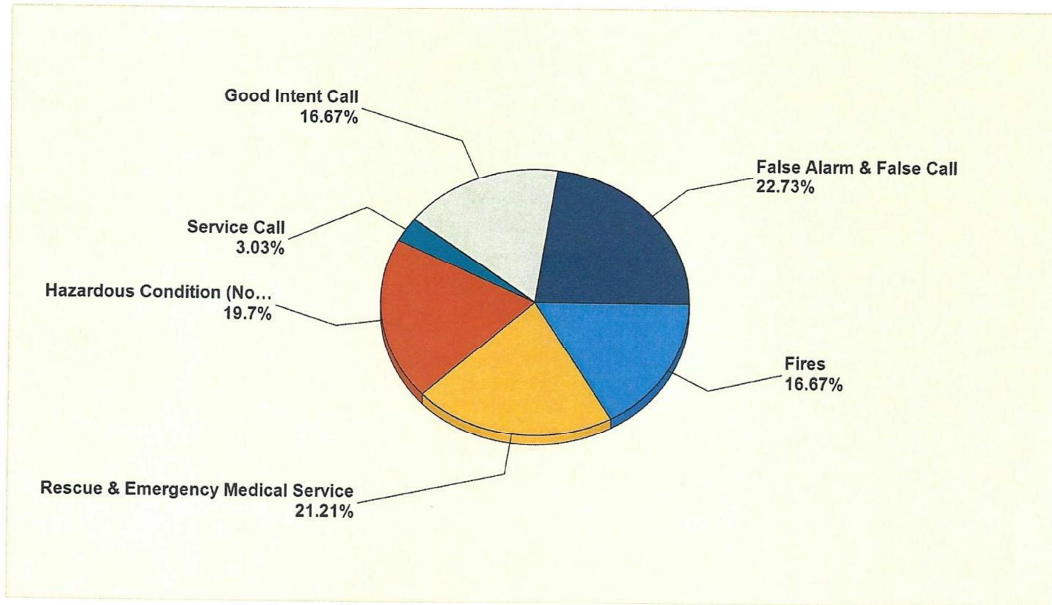
Allentown, PA

This report was generated on 6/7/2021 5:52:02 PM



Breakdown by Major Incident Types for Date Range

Zone(s): All Zones | Start Date: 05/01/2021 | End Date: 05/31/2021



MAJOR INCIDENT TYPE	# INCIDENTS	% of TOTAL
Fires	11	16.67%
Rescue & Emergency Medical Service	14	21.21%
Hazardous Condition (No Fire)	13	19.7%
Service Call	2	3.03%
Good Intent Call	11	16.67%
False Alarm & False Call	15	22.73%
TOTAL	66	100%

Only REVIEWED and/or LOCKED IMPORTED incidents are included. Summary results for a major incident type are not displayed if the count is zero.



emergencyreporting.com
Doc Id: 553
Page # 1 of 2

Detailed Breakdown by Incident Type		
INCIDENT TYPE	# INCIDENTS	% of TOTAL
113 - Cooking fire, confined to container	8	12.12%
140 - Natural vegetation fire, other	2	3.03%
142 - Brush or brush-and-grass mixture fire	1	1.52%
311 - Medical assist, assist EMS crew	7	10.61%
322 - Motor vehicle accident with injuries	3	4.55%
323 - Motor vehicle/pedestrian accident (MV Ped)	1	1.52%
350 - Extrication, rescue, other	1	1.52%
352 - Extrication of victim(s) from vehicle	2	3.03%
411 - Gasoline or other flammable liquid spill	1	1.52%
412 - Gas leak (natural gas or LPG)	1	1.52%
413 - Oil or other combustible liquid spill	1	1.52%
444 - Power line down	7	10.61%
461 - Building or structure weakened or collapsed	3	4.55%
552 - Police matter	2	3.03%
611 - Dispatched & cancelled en route	6	9.09%
622 - No incident found on arrival at dispatch address	3	4.55%
651 - Smoke scare, odor of smoke	1	1.52%
652 - Steam, vapor, fog or dust thought to be smoke	1	1.52%
731 - Sprinkler activation due to malfunction	3	4.55%
733 - Smoke detector activation due to malfunction	2	3.03%
735 - Alarm system sounded due to malfunction	2	3.03%
741 - Sprinkler activation, no fire - unintentional	1	1.52%
743 - Smoke detector activation, no fire - unintentional	3	4.55%
745 - Alarm system activation, no fire - unintentional	3	4.55%
746 - Carbon monoxide detector activation, no CO	1	1.52%
TOTAL INCIDENTS:	66	100%

Only REVIEWED and/or LOCKED IMPORTED incidents are included. Summary results for a major incident type are not displayed if the count is zero.



Greenawalds Fire Company

Allentown, PA

This report was generated on 6/7/2021 6:11:55 PM




Count of Incidents by Incident Type per Zone

Incident Status: All | Start Date: 05/01/2021 | End Date: 05/31/2021



INCIDENT TYPE	# INCIDENTS	% of TOTAL
Not Specified		
531 - Smoke or odor removal	1	1.67%
745 - Alarm system activation, no fire - unintentional	5	8.33%
Zone: Not Specified Total Incident:	6	10.00%
STA 02 - District 2 (Catasauqua)		
571 - Cover assignment, standby, moveup	1	1.67%
Zone: STA 02 - District 2 (Catasauqua) Total Incident:	1	1.67%
STA 03 - District 3 (Cetronia)		
162 - Outside equipment fire	2	3.33%
321 - EMS call, excluding vehicle accident with injury	1	1.67%
352 - Extrication of victim(s) from vehicle	1	1.67%
353 - Removal of victim(s) from stalled elevator	1	1.67%
444 - Power line down	3	5.00%
461 - Building or structure weakened or collapsed	1	1.67%
520 - Water problem, other	1	1.67%
551 - Assist police or other governmental agency	2	3.33%
611 - Dispatched & cancelled en route	1	1.67%
745 - Alarm system activation, no fire - unintentional	13	21.67%
Zone: STA 03 - District 3 (Cetronia) Total Incident:	26	43.33%
STA 05 - District 5 (Coplay)		
111 - Building fire	1	1.67%
Zone: STA 05 - District 5 (Coplay) Total Incident:	1	1.67%
STA 11 - District 11 (Greenawalds)		
142 - Brush or brush-and-grass mixture fire	1	1.67%
444 - Power line down	1	1.67%
551 - Assist police or other governmental agency	4	6.67%
553 - Public service	1	1.67%
571 - Cover assignment, standby, moveup	1	1.67%

Report shows count of incidents for Status selected.



611 - Dispatched & cancelled en route	1	1.67%
743 - Smoke detector activation, no fire - unintentional	1	1.67%
Zone: STA 11 - District 11 (Greenawalds) Total Incident:	10	16.67%
STA 17 - District 17 (New Tripoli)		
111 - Building fire	1	1.67%
Zone: STA 17 - District 17 (New Tripoli) Total Incident:	1	1.67%
STA 22 - District 22 (Schnecksville)		
142 - Brush or brush-and-grass mixture fire	1	1.67%
Zone: STA 22 - District 22 (Schnecksville) Total Incident:	1	1.67%
STA 24 - District 24 (Slatington)		
745 - Alarm system activation, no fire - unintentional	2	3.33%
Zone: STA 24 - District 24 (Slatington) Total Incident:	2	3.33%
STA 26 - District 26 (Tri-Clover)		
531 - Smoke or odor removal	1	1.67%
745 - Alarm system activation, no fire - unintentional	1	1.67%
Zone: STA 26 - District 26 (Tri-Clover) Total Incident:	2	3.33%
STA 32 - District 32 (Woodlawn)		
412 - Gas leak (natural gas or LPG)	1	1.67%
735 - Alarm system sounded due to malfunction	2	3.33%
743 - Smoke detector activation, no fire - unintentional	1	1.67%
745 - Alarm system activation, no fire - unintentional	4	6.67%
Zone: STA 32 - District 32 (Woodlawn) Total Incident:	8	13.33%
STA 34 - District 34 (Fountain Hill)		
113 - Cooking fire, confined to container	1	1.67%
Zone: STA 34 - District 34 (Fountain Hill) Total Incident:	1	1.67%
STA 60 - City of Allentown		
571 - Cover assignment, standby, moveup	1	1.67%
Zone: STA 60 - City of Allentown Total Incident:	1	1.67%
TOTAL INCIDENTS FOR ALL ZONES:	60	100%

Report shows count of incidents for Status selected.

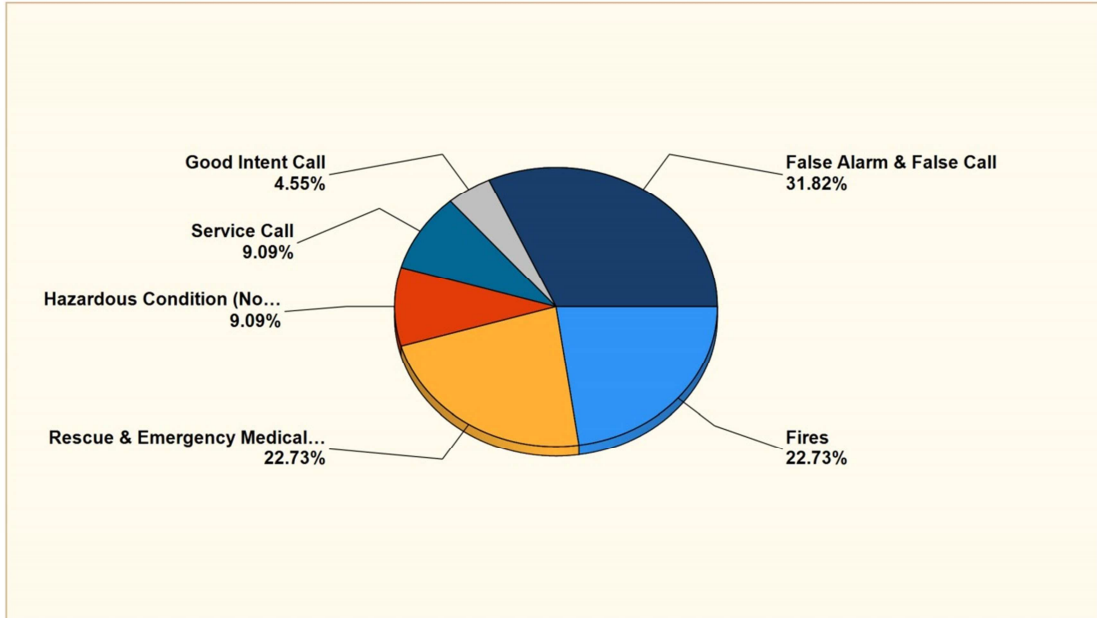
Tri Clover Fire Company

Orefield, PA

This report was generated on 6/6/2021 9:12:13 PM


Breakdown by Major Incident Types for Date Range

Zone(s): All Zones | Start Date: 05/01/2021 | End Date: 05/31/2021



MAJOR INCIDENT TYPE	# INCIDENTS	% of TOTAL
Fires	5	22.73%
Rescue & Emergency Medical Service	5	22.73%
Hazardous Condition (No Fire)	2	9.09%
Service Call	2	9.09%
Good Intent Call	1	4.55%
False Alarm & False Call	7	31.82%
TOTAL	22	100%

Only REVIEWED and/or LOCKED IMPORTED incidents are included. Summary results for a major incident type are not displayed if the count is zero.



Detailed Breakdown by Incident Type		
INCIDENT TYPE	# INCIDENTS	% of TOTAL
111 - Building fire	1	4.55%
142 - Brush or brush-and-grass mixture fire	4	18.18%
311 - Medical assist, assist EMS crew	1	4.55%
321 - EMS call, excluding vehicle accident with injury	2	9.09%
322 - Motor vehicle accident with injuries	2	9.09%
424 - Carbon monoxide incident	1	4.55%
440 - Electrical wiring/equipment problem, other	1	4.55%
571 - Cover assignment, standby, moveup	2	9.09%
611 - Dispatched & cancelled en route	1	4.55%
735 - Alarm system sounded due to malfunction	4	18.18%
745 - Alarm system activation, no fire - unintentional	3	13.64%
TOTAL INCIDENTS:	22	100%

Only REVIEWED and/or LOCKED IMPORTED incidents are included. Summary results for a major incident type are not displayed if the count is zero.

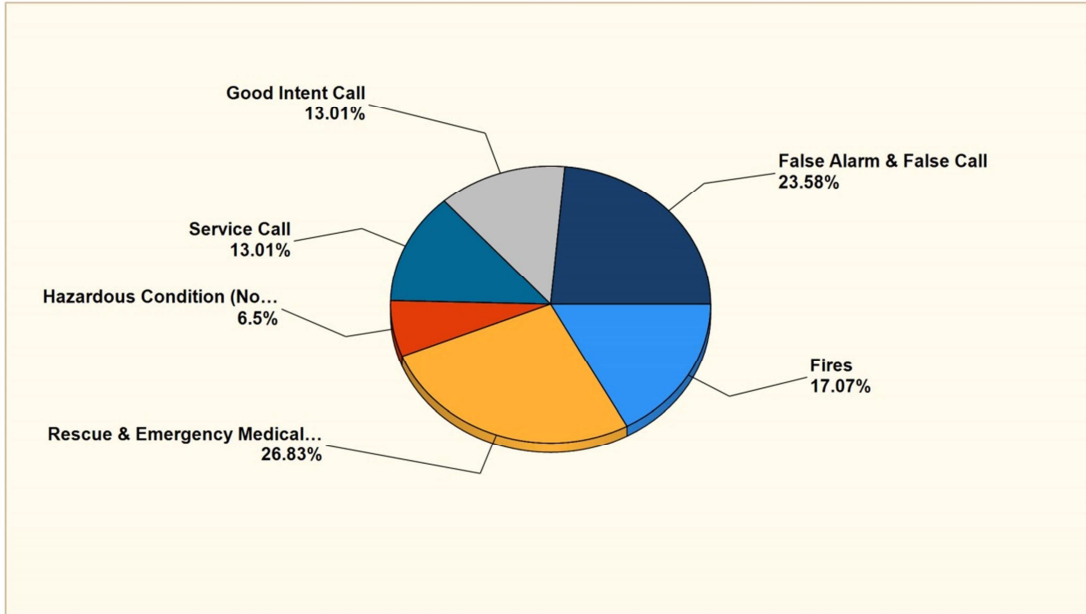
Tri Clover Fire Company

Orefield, PA

This report was generated on 6/6/2021 9:13:35 PM

Breakdown by Major Incident Types for Date Range

Zone(s): All Zones | Start Date: 01/01/2021 | End Date: 12/31/2021



MAJOR INCIDENT TYPE	# INCIDENTS	% of TOTAL
Fires	21	17.07%
Rescue & Emergency Medical Service	33	26.83%
Hazardous Condition (No Fire)	8	6.5%
Service Call	16	13.01%
Good Intent Call	16	13.01%
False Alarm & False Call	29	23.58%
TOTAL	123	100%

Only REVIEWED and/or LOCKED IMPORTED incidents are included. Summary results for a major incident type are not displayed if the count is zero.



emergencyreporting.com
Doc Id: 553
Page # 1 of 2

Detailed Breakdown by Incident Type		
INCIDENT TYPE	# INCIDENTS	% of TOTAL
111 - Building fire	12	9.76%
113 - Cooking fire, confined to container	1	0.81%
114 - Chimney or flue fire, confined to chimney or flue	2	1.63%
118 - Trash or rubbish fire, contained	1	0.81%
142 - Brush or brush-and-grass mixture fire	5	4.07%
300 - Rescue, EMS incident, other	3	2.44%
311 - Medical assist, assist EMS crew	12	9.76%
321 - EMS call, excluding vehicle accident with injury	6	4.88%
322 - Motor vehicle accident with injuries	9	7.32%
324 - Motor vehicle accident with no injuries.	1	0.81%
350 - Extrication, rescue, other	1	0.81%
352 - Extrication of victim(s) from vehicle	1	0.81%
412 - Gas leak (natural gas or LPG)	1	0.81%
421 - Chemical hazard (no spill or leak)	1	0.81%
424 - Carbon monoxide incident	1	0.81%
440 - Electrical wiring/equipment problem, other	1	0.81%
444 - Power line down	3	2.44%
463 - Vehicle accident, general cleanup	1	0.81%
511 - Lock-out	1	0.81%
531 - Smoke or odor removal	1	0.81%
542 - Animal rescue	1	0.81%
551 - Assist police or other governmental agency	8	6.5%
561 - Unauthorized burning	2	1.63%
571 - Cover assignment, standby, moveup	3	2.44%
600 - Good intent call, other	2	1.63%
611 - Dispatched & cancelled en route	12	9.76%
622 - No incident found on arrival at dispatch address	2	1.63%
735 - Alarm system sounded due to malfunction	9	7.32%
736 - CO detector activation due to malfunction	1	0.81%
743 - Smoke detector activation, no fire - unintentional	1	0.81%
744 - Detector activation, no fire - unintentional	1	0.81%
745 - Alarm system activation, no fire - unintentional	17	13.82%
TOTAL INCIDENTS:	123	100%

Only REVIEWED and/or LOCKED IMPORTED incidents are included. Summary results for a major incident type are not displayed if the count is zero.